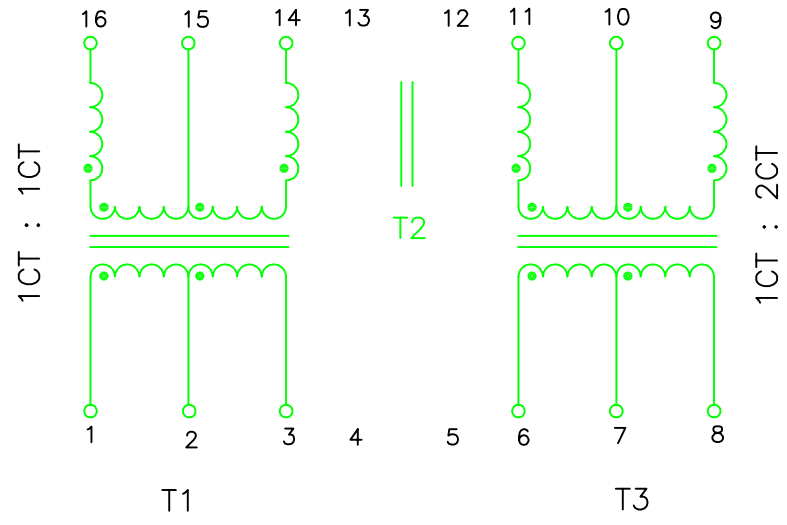



E2467NL

NOTICE: THE INFORMATION AND DESIGN CONTAINED HEREIN IS THE PROPERTY OF PULSE WHO RESERVES ALL RIGHTS THERETO.

FINAL OUTLINE NOTES:  
CHECK DIMENSIONS PER PACKAGE SPECIFICATION ITEM 10.



SCHEMATIC

Electrical @ 25°C

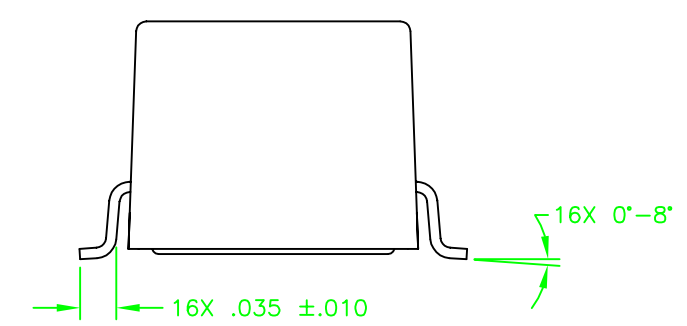
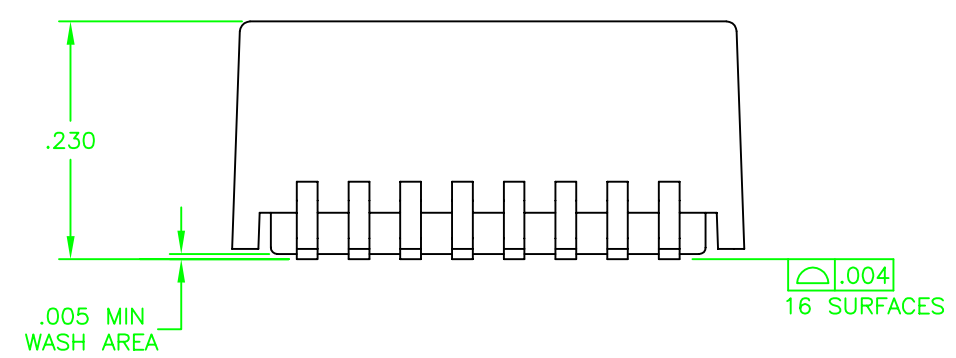
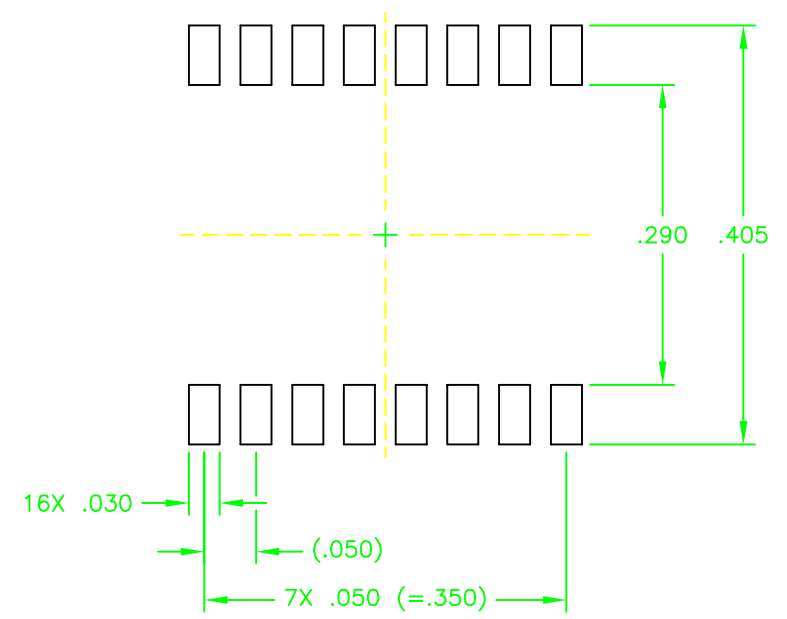
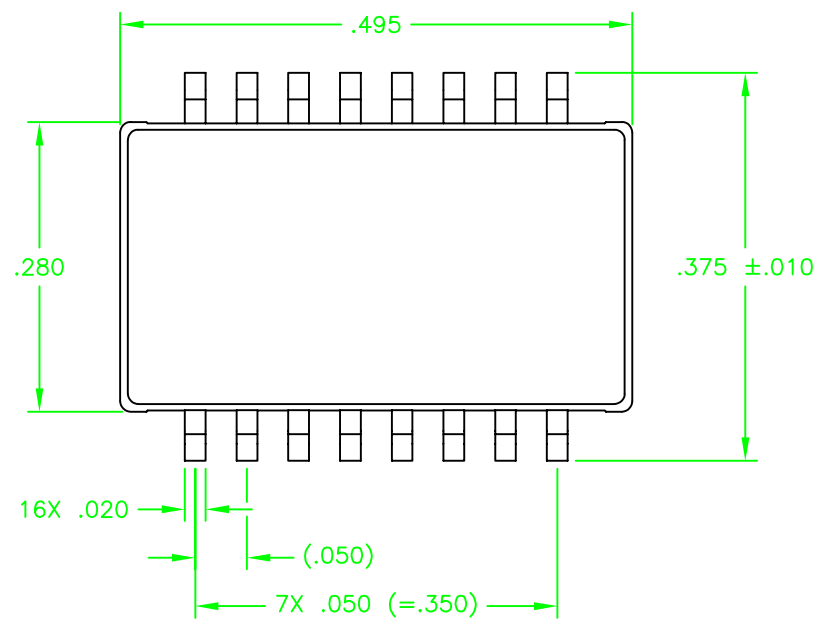
PARAMETER	SPECIFICATIONS
URNS RATIO	(1-3) : (14-16) = 1CT:1CT ±2% (6-8) : (9-11) = 1CT:2CT ±2%
CAPACITANCE WINDING TO WINDING	(1-3) 8 pF MAX ( AT 100 KHz 20 mVRMS) (6-8) 12 pF MAX
DC RESISTANCE	0.3 OHMS MAX
LEAKAGE INDUCTANCE	0.3 uH MAX
INPUT - OUTPUT ISOLATION	1500 VRMS MIN @ 60 SECONDS

UNLESS OTHERWISE SPECIFIED, ALL DIMENSIONS ARE IN INCHES TOLERANCES ARE:  
 DECIMALS .XX ±.01 .XXX ±.005  
 ANGLES ± 1°  
 DO NOT SCALE DRAWING

SIZE	CAGE CODE	DWG. NO.	REV.
B01961		E2467NL	P1
SCALE	CADD FILE	SHEET	1 OF 2
NONE	E2467NL-1		

E2467NL  
 NOTICE: THE INFORMATION AND DESIGN CONTAINED HEREIN IS THE PROPERTY OF PULSE WHO RESERVES ALL RIGHTS THERETO.

4 3 2 1



UNLESS OTHERWISE SPECIFIED, ALL DIMENSIONS ARE IN INCHES. TOLERANCES ARE:		SIZE	GAGE CODE	DWG. NO.	REV.
DECIMALS	ANGLES	B01961		E2467NL	P1
.XX ±.01	± 1°	SCALE	NONE	CADD FILE	E2467NL-2
.XXX ±.005		SHEET 2 OF 2			
DO NOT SCALE DRAWING					

4 3 2 1

单击下面可查看定价，库存，交付和生命周期等信息

[>>Pulse\(普思\)](#)