

SMT Power Inductors

Shielded Drum Core - PF0601NL Series



- Height:** 3mm Max
- Footprint:** 6.9mm x 6.5mm Max
- Current Rating:** up to 2A
- Inductance Range:** 2.9μH to 330μH
- 260°C reflow peak temperature qualified**

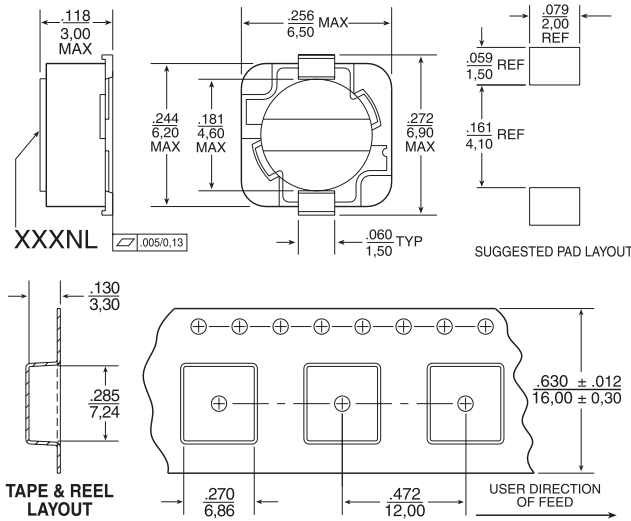
Electrical Specifications @ 25°C - Operating Temperature -40°C to +130°C

Part ^{2,3} Number	Inductance @ 0A _{DC} (μH ±20%)	Inductance @ I _{rated} (μH TYP)	I _{rated} ⁵ (A)	DCR (mΩ) MAX	Saturation ⁶ Current -20% (A)	Heating ⁷ Current I _{DC} +45°C (A)	Core Loss ⁸ Factor (K2)	SRF (MHz)
PF0601.292NL	2.9	2.6	2.0	55	2.0	3.3	1500	>40
PF0601.402NL	4.0	3.5	1.63	69	1.63	3.0	1700	>40
PF0601.552NL	5.5	4.8	1.5	75	1.5	2.6	2000	>40
PF0601.103NL	10	8.8	1.1	135	1.1	2.1	2700	31
PF0601.123NL	12	11	1.0	140	1.0	2.0	3100	30
PF0601.153NL	15	13	0.9	155	0.9	1.7	3300	26
PF0601.183NL *	18	16	0.8	210	0.8	1.6	3700	23
PF0601.223NL	22	19	0.74	230	0.74	1.5	4000	20
PF0601.273NL *	27	24	0.66	305	0.66	1.4	4600	19
PF0601.333NL	33	29	0.59	345	0.59	1.3	4900	17
PF0601.393NL	39	34	0.54	445	0.54	1.2	5500	16
PF0601.473NL	47	41	0.5	515	0.5	1.0	5900	14
PF0601.563NL	56	49	0.46	575	0.46	0.9	6400	13
PF0601.683NL	68	60	0.42	765	0.42	0.85	7200	12
PF0601.823NL	82	72	0.38	840	0.38	0.80	7800	11
PF0601.104NL	100	88	0.34	1120	0.34	0.67	8700	9.0
PF0601.124NL	120	106	0.31	1250	0.31	0.62	9400	8.0
PF0601.154NL	150	132	0.28	1440	0.28	0.60	11000	7.0
PF0601.184NL *	180	158	0.26	1920	0.26	0.52	12000	6.5
PF0601.224NL	220	194	0.23	2200	0.23	0.45	13000	6.1
PF0601.274NL *	270	238	0.22	3000	0.22	0.40	14000	5.8
PF0601.334NL	330	290	0.19	3300	0.19	0.30	16000	5.1

Mechanical

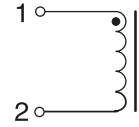
Schematic

P1166.XXXNL

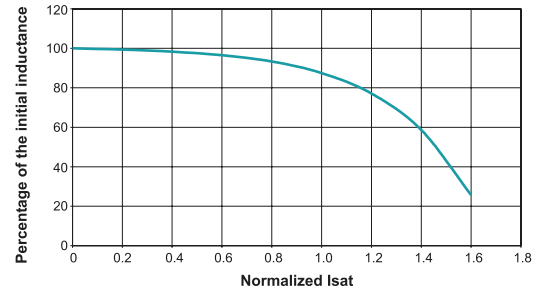


Weight0.35 grams
Tape & Reel1200/reel

Dimensions: $\frac{\text{Inches}}{\text{mm}}$
Unless otherwise specified,
all tolerances are $\pm \frac{.004}{0,10}$



Inductance vs Current Characteristics



Notes:

1. Unless otherwise specified, all testing is made at 100kHz, 0.1VAC.
2. Optional Tape & Reel packaging can be ordered by adding a "T" suffix to the part number (i.e P1166.102NL becomes P1166.102NLT). Pulse complies with industry standard Tape and Tape & Reel specification EIA481.
3. The "NL" suffix indicates an RoHS-compliant part number. Non-NL suffixed parts are not necessarily RoHS compliant, but are electrically and mechanically equivalent to NL versions. If a part number does not have the "NL" version, but an RoHS compliant version is required, please contact Pulse for availability.
4. Temperature of the component (ambient plus temperature rise) must be within specified operating temperature range.
5. The rated current (Irated) as listed is either the saturation current or the heating current depending on which value is lower.
6. The saturation current, Isat, is the current at which the component inductance drops by the indicated percentage (typical) at an ambient temperature of 25C. This current is determined by placing the component in the specified ambient environment and applying a short duration pulse current (to eliminate self-heating effects) to the component.
7. The heating current, Idc, is the DC current required to raise the component temperature by the indicated delta (approximately). The heating current is determined by mounting the component on a typical PCB and applying current for 30 minutes. The temperature is measured by placing the thermocouple on top of the unit under test.

8. In high volt*time (Et) or ripple current applications, additional heating in the component can occur due to core losses in the inductor which may necessitate derating the current in order to limit the temperature rise of the component. In order to determine the approximate total loss (or temperature rise) for a given application, both copper losses and core losses should be taken into account.

Estimated Temperature Rise:

$$\text{Trise} = [\text{Total loss (mW)} / K0]^{.833} (^{\circ}\text{C})$$

$$\text{Total Loss} = \text{Copper loss} + \text{Core loss (mW)}$$

$$\text{Copper loss} = I_{\text{RMS}}^2 \times \text{DCR (Typical)} \text{ (mW)}$$

$$I_{\text{RMS}} = [I_{\text{DC}}^2 + \Delta I^2 / 12]^{1/2} \text{ (A)}$$

$$\text{Core loss} = K1 \times f \text{ (kHz)}^{1.25} \times \text{Bac (Ga)}^{2.38} \text{ (mW)}$$

$$\text{Bac (peak to peak flux density)} = K2 \times \Delta I \text{ (Ga)}$$

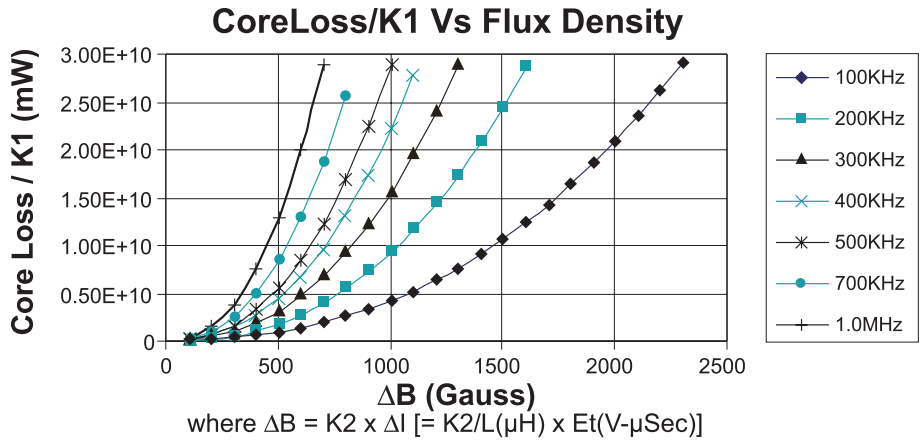
$$[= K2/L \text{ (}\mu\text{H)} \times \text{Et (V-}\mu\text{Sec)} \text{ (Ga)}]$$

where f varies between 25kHz and 1MHz, and Bac is less than 2500 Gauss.

K2 is a core size and winding dependent value and is given for each p/n in the preceding datasheets. K0 & K1 are platform and material dependant constants and are given in the table below for each platform.

* Contact Pulse for availability

Part No.	Trise Factor (K0)	Core Loss Factor (K1)
PG0085/86	2.3	5.29E-10
PG0087	5.8	15.2E-10
PG0040/41	0.8	2.80E-10
P1174	0.8	6.47E-10
PF0601	4.6	14.0E-10
PF0464	3.6	24.7E-10
PF0465	3.6	33.4E-10
P1166	1.9	29.6E-10
P1167	2.1	42.2E-10
PF0560NL	5.5	136E-10
P1168/69	4.8	184E-10
P1170/71	4.3	201E-10
P1172/73	5.6	411E-10
PF0552NL	8.3	201E-10
PF0553NL	7.1	411E-10



Take note that the component's temperature rise varies depending on the system condition. It is suggested that the component be tested at the system level, to verify the temperature rise of the component during system operation.

For More Information

Pulse Worldwide Headquarters

15255 Innovation Drive Ste 100
San Diego, CA 92128
U.S.A.

Pulse Europe

Pulse Electronics GmbH
Am Rottland 12
58540 Meinerzhagen
Germany

Pulse China Headquarters

Pulse Electronics (ShenZhen) CO., LTD
D708, Shenzhen Academy of
Aerospace Technology,
The 10th Keji South Road,
Nanshan District, Shenzhen,
P.R. China 518057

Pulse North China

Room 2704/2705
Super Ocean Finance Ctr.
2067 Yan An Road West
Shanghai 200336
China

Pulse South Asia

3 Fraser Street 0428
DUO Tower
Singapore 189352

Pulse North Asia

1F., No.111 Xiyuan Road
Zhongli District
Taoyuan City 32057
Taiwan (R.O.C)

Tel: 858 674 8100
Fax: 858 674 8262

Tel: 49 2354 777 100
Fax: 49 2354 777 168

Tel: 86 755 33966678
Fax: 86 755 33966700

Tel: 86 21 62787060
Fax: 86 2162786973

Tel: 65 6287 8998
Fax: 65 6280 0080

Tel: 886 3 4356768
Fax: 886 3 4356820

Performance warranty of products offered on this data sheet is limited to the parameters specified. Data is subject to change without notice. Other brand and product names mentioned herein may be trademarks or registered trademarks of their respective owners. © Copyright, 2019. Pulse Electronics, Inc. All rights reserved.

单击下面可查看定价，库存，交付和生命周期等信息

[>>Pulse\(普思\)](#)