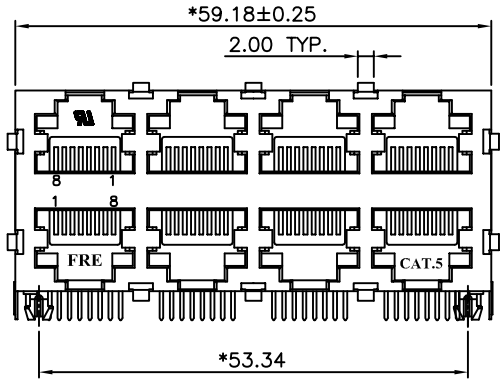

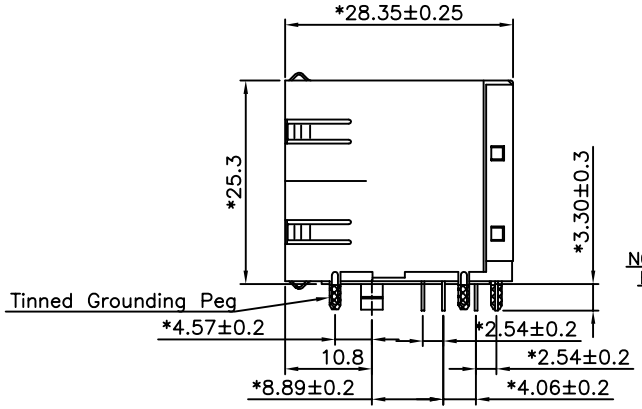

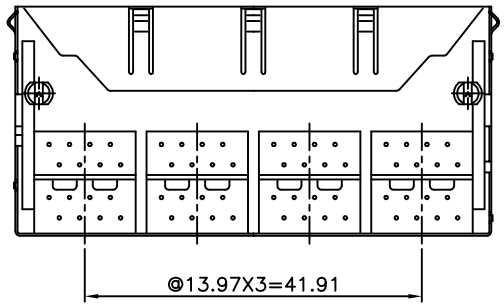

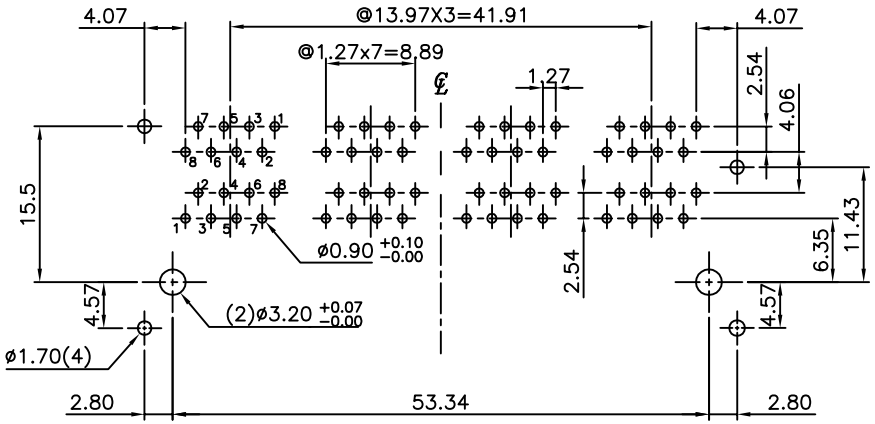

PC Board t=1.60mm
Component Side Shown

NOTES:

ELECTRICAL:

1. VOLTAGE RATING : 125 VAC RMS.
2. CURRENT RATING : 1.5 AMP.
3. CONTACT RESISTANCE : 50 MILLIOHMS MAX.
4. INSULATION RESISTANCE: 1000 MEGOHMS MIN @ 500 VDC.
5. DIELECTRIC STRENGTH : 1000 VAC RMS 60Hz, 1MIN.
6. CATEGORY 5 CHARACTERISTIC:

Frequence	Near-End Cross Talk dB, MIN.	Return Loss dB, MIN.	Attenuation dB, MAX.
1.0 MHZ	65	23	0.1
4.0 MHZ	65	23	0.1
8.0 MHZ	62	23	0.1
10.0 MHZ	60	23	0.1
16.0 MHZ	56	23	0.2
20.0 MHZ	54	23	0.2
25.0 MHZ	52	14	0.2
31.25 MHZ	50	14	0.2
62.5 MHZ	44	14	0.3
100.0 MHZ	40	14	0.4

MECHANICAL:

1. HOUSING MATERIAL : GLASS FILLED NYLON UL94V-0 COLOR-BLACK.
2. INSERT& PLATE MATERIAL : GLASS FILLED NYLON UL94V-0 COLOR-BLACK.
3. CONTACT MATERIAL : PHOSPHOR BRONZE t=0.35mm.
4. PLATING : CONTACT AREA-SELECTIVE GOLD PLATING.
   : TAILS-TIN 150u" MIN OVER NICKEL.
5. OPERATING LIFE : 750 CYCLES MIN.
6. PCB RETENTION PRE-SOLDER : 1 LB MIN.
7. PCB RETENTION POST-SOLDER: 10 LBS MIN.

ENVIRONMENTAL:

1. STORAGE TEMPERATURE : -40°C TO +85°C.
2. OPERATION TEMPERATURE: -40°C TO +85°C.
3. WAVE SOLDERING TEMPERATURE:255°C~265°C(5~10 SECONDS)
4. RoHS COMPLIANT.

MATES WITH MODULAR PLUG CONFORMING TO FCC PART 68, SUBPART F.
UL & CUL FILE NO. E163191

PART NUMBER	GOLD PLATING
E6588-A59122-L	6u"
E6588-A59124-L	30u"
E6588-A59125-L	50u"

DETACHED LISTS

MM (INCH)

TOLERANCES EXCEPT AS NOTED

MM	
.0 ± 0.2	±
.00 ± 0.15	±
.000 ± 0.075	±

ANGLES ± 0.5

THIRD ANGLE PROJECTION

RoHS Compliant

Pulse A TECHNITROL COMPANY

TITLE CAT.5 W/O GROUNDING STACKED GANGED JACK, 2X4

DFTO Cathy

DATE 09/19/2006

SCALE : 1.6 : 1

DRAWING NO. CE653A41-LB

/PART NO. SEE TABLE

DO NOT SCALE DRAWING

SIZE A3

REV 0

SHEET 1 OF

Downloaded From Oneyac.com

单击下面可查看定价，库存，交付和生命周期等信息

>>Pulse(普思)

Downloaded From Oneyac.com