

CX2039LNL

- RF TRANSFORMER
- 1:1, 4.5MHz–1500MHz
- IMPEDANCE = 50 OHMS
- SURFACE MOUNT

ELECTRICAL SPECIFICATIONS: @ 25°C

RETURN LOSS:

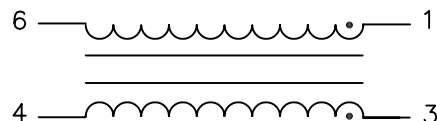
FREQUENCY	RETURN LOSS
4.5 MHz	-30 dB MINIMUM
100 MHz	-24 dB MINIMUM
200 MHz	-22 dB MINIMUM
500 MHz	-14 dB MINIMUM
1 GHz	-8 dB MINIMUM
1.5 GHz	-6 dB MINIMUM

INSERTION LOSS:

FREQUENCY	CALCULATED ATTENUATION
4.5 MHz	-.1 dB MAXIMUM
100 MHz	-.2 dB MAXIMUM
200 MHz	-.6 dB MAXIMUM
500 MHz	-.9 dB MAXIMUM
1 GHz	-1 dB MAXIMUM
1.5 GHz	-2 dB MAXIMUM

NOTES: UNLESS OTHERWISE SPECIFIED

1. OPERATING TEMPERATURE: -40°C TO +85°C
2. STORAGE TEMPERATURE: -50°C TO +125°C
3. COMPLIANCE TO J-STD:
 - J-STD-002: SOLDERABILITY AT REFLOW PEAK TEMPERATURE OF 245°C
 - J-STD-020: MSL 1, NO MOISTURE SENSITIVE
 - J-STD-075: R6, 250°C MAXIMUM THROUGH REFLOW SOLDER
4. DIMENSIONS ARE IN INCHES.
 - TOLERANCE:
 - .XX = ±.01
 - .XXX = ±.005
5. OPTIONAL TAPE & REEL PACKAGING CAN BE ORDERED BY ADDING A "T" SUFFIX TO THE PART NUMBER. ie: CX2039LNL T



SCHEMATIC

© Copyright, 2014. Pulse Electronics Corp. All rights reserved. Pulse confidential & proprietary. (04/14/2014)

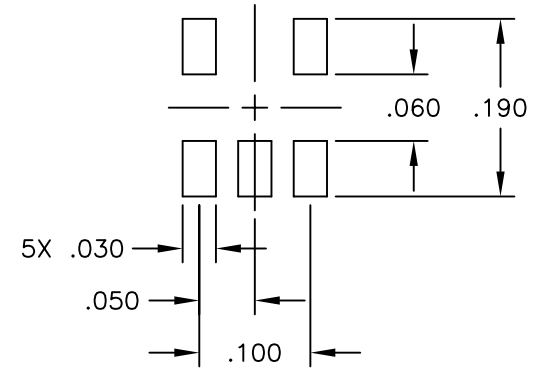
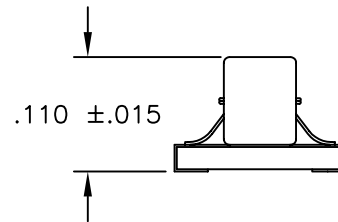
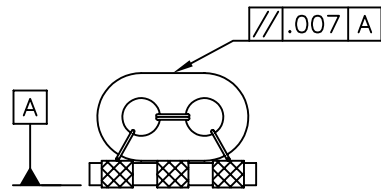
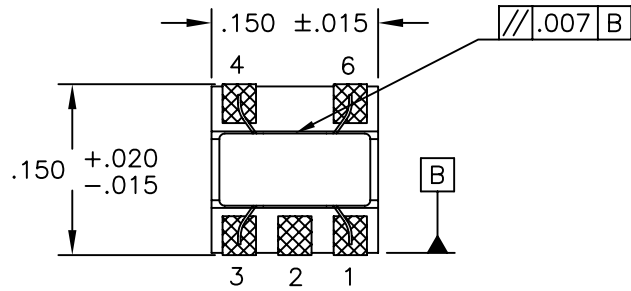
PRODUCT DESCRIPTION:
XFMR, RF SGL RAC 50:50

SHEET:
1 OF 2

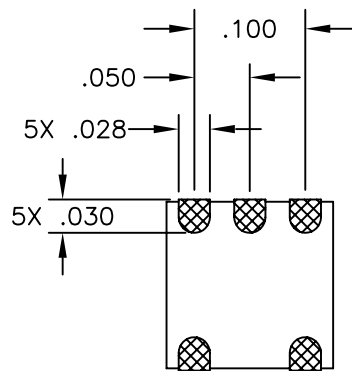
PART NO.
CX2039LNL

DATASHEET REV.
M15

MECHANICAL SPECIFICATIONS:



SUGGESTED LAND PATTERN



© Copyright, 2014. Pulse Electronics Corp. All rights reserved. Pulse confidential & proprietary. (04/14/2014)

PRODUCT DESCRIPTION:
XFMR, RF SGL RAC 50:50

SHEET:
2 OF 2

PART NO.
CX2039LNL

DATASHEET REV.
M15

单击下面可查看定价，库存，交付和生命周期等信息

[>>Pulse\(普思\)](#)