

# DATA SHEET

## WIRELESS COMPONENTS

PCB type antenna  
ANTX150P116B08683

860~880MHZ



**FEATURES & BENEFITS**

- The smallest PCB antenna in the market
- Miniature design allows users to save required space
- Double-side adhesive tape makes it easy to install in device
- Ranges of types of connector and cable provide a flexible design options
- Halogen free and RoHS compliant

**APPLICATIONS**

- Tablet / Desktop PC
- Internet TV / STB / Game console / Camera
- WiFi network devices (IEEE 802.11b/g/n)
- Bluetooth / ZigBee devices
- Car Infotainment
- Smart meter
- Lighting control
- POS terminal
- Wireless Industrial Control

**ORDERING INFORMATION-GLOBAL PART NUMBER, PHYCOMP CTC & 12NC**

All part numbers are identified by the series, packing type, material, size, antenna type, working frequency and packing quantity.

**YAGEO BRAND ordering code**

**GLOBAL PART NUMBER (PREFERRED)**

**ANT X150 P 116 B 0868 3**  
 (1) (2) (3) (4) (5) (6) (7)

---

**(1) FAMILY**

ANT = Antenna products

---

**(2) CONNECTOR & CABLE LENGTH (MM)**

X = I-PEX  
 150 = 150mm

---

**(3) ANTENNA TYPE**

P=PCB

---

**(4) SERIAL NUMBER**

116 = SERIAL NUMBER 116

---

**(5) PACKAGE TYPE**

B = Bulk

---

**(6) WORKING FREQUENCY**

868 = 860~880MHz

---

**(7) CABLE TYPE**

3 = 1.13mm diameter Mini-Coaxial Cable

---

**SPECIFICATIONS**

Table 1

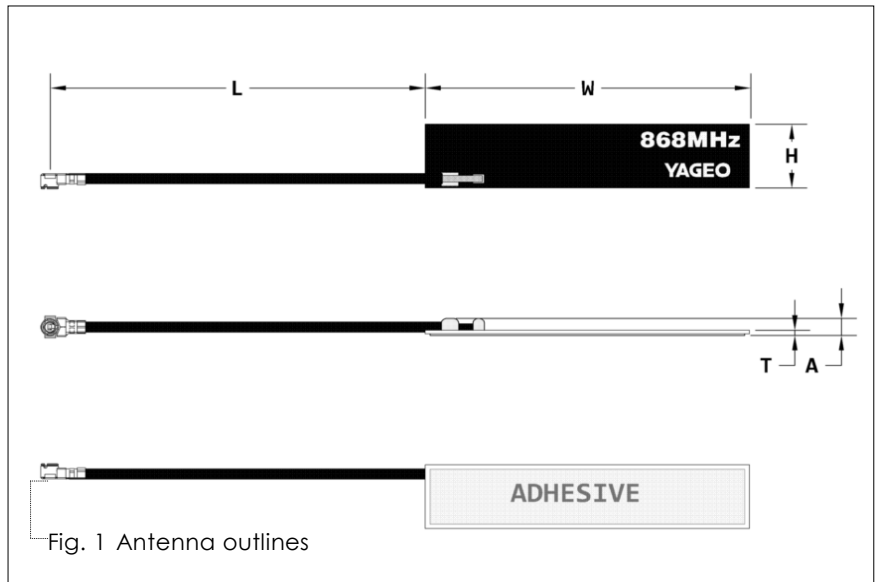
DESCRIPTION	VALUE
Working Frequency	860~880MHz
VSWR	2.5:1 max
Peak Gain	2dBi
Polarization	Linear
Radiation Pattern	Omni-directional
Impedance	50 Ω Nominal
Operating Temperature	-40 °C to 85 °C
Maximum Power	1 W
Dimension	34mm x 7mm x 0.95mm
Radio Connector	I-PEX (20278-112R-13)
Cable Diameter / Length / Color	1.13mm / 150mm / Black
Mounting	Adhesive Tape (HF-DS)

**DIMENSIONS**

Table 2 Mechanical

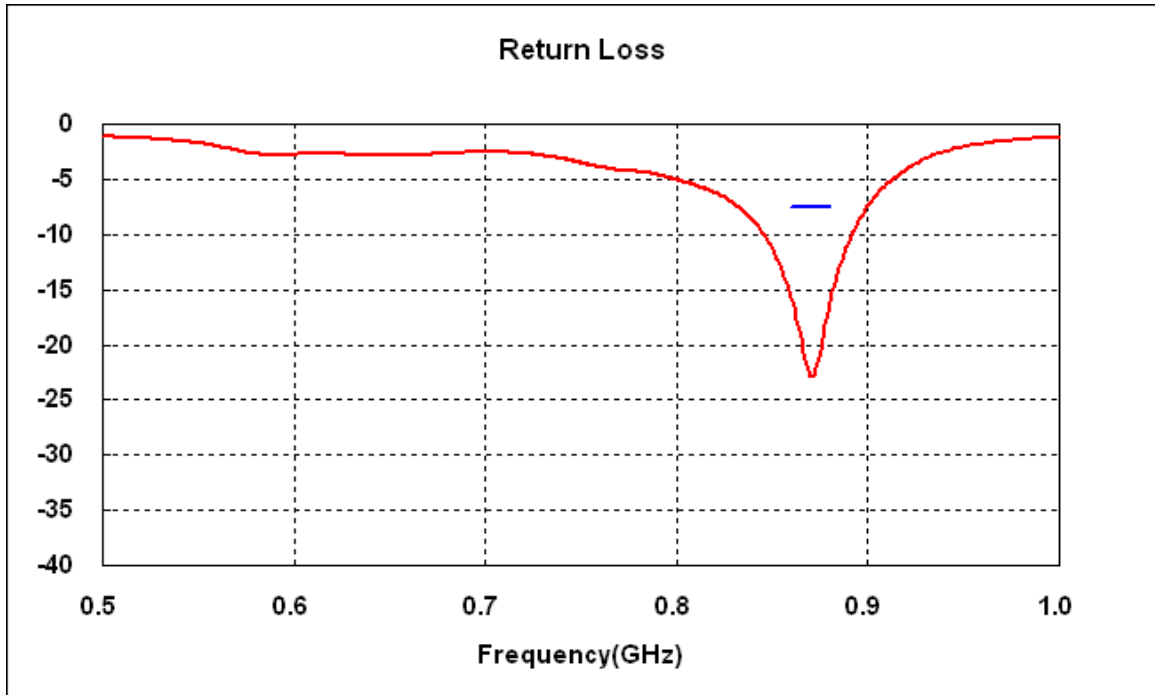
DIMENSION	VALUE
L (mm)	150+-3.00
W (mm)	34+-0.30
H (mm)	7+-0.30
T (mm)	0.95+-0.15
A (mm)	2.30 Max

**OUTLINES**

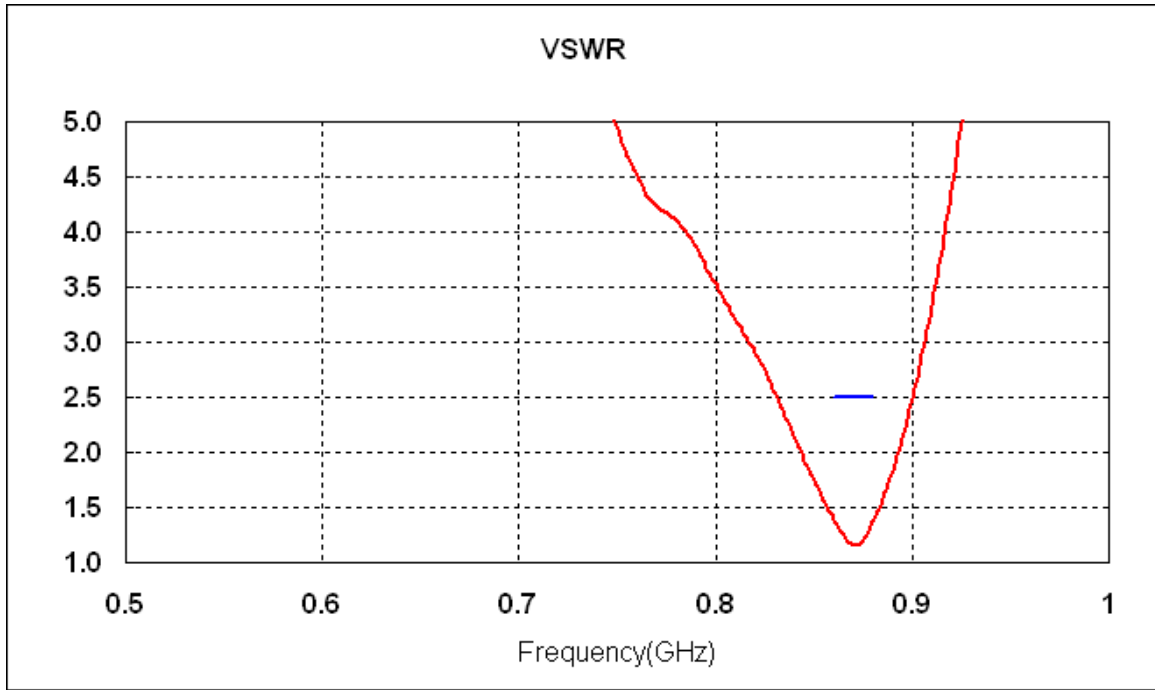


**RETURN LOSS & VSWR**

Return Loss (dB)



VSWR



Frequency (GHz)

Fig. 2 Return loss & VSWR Measurement

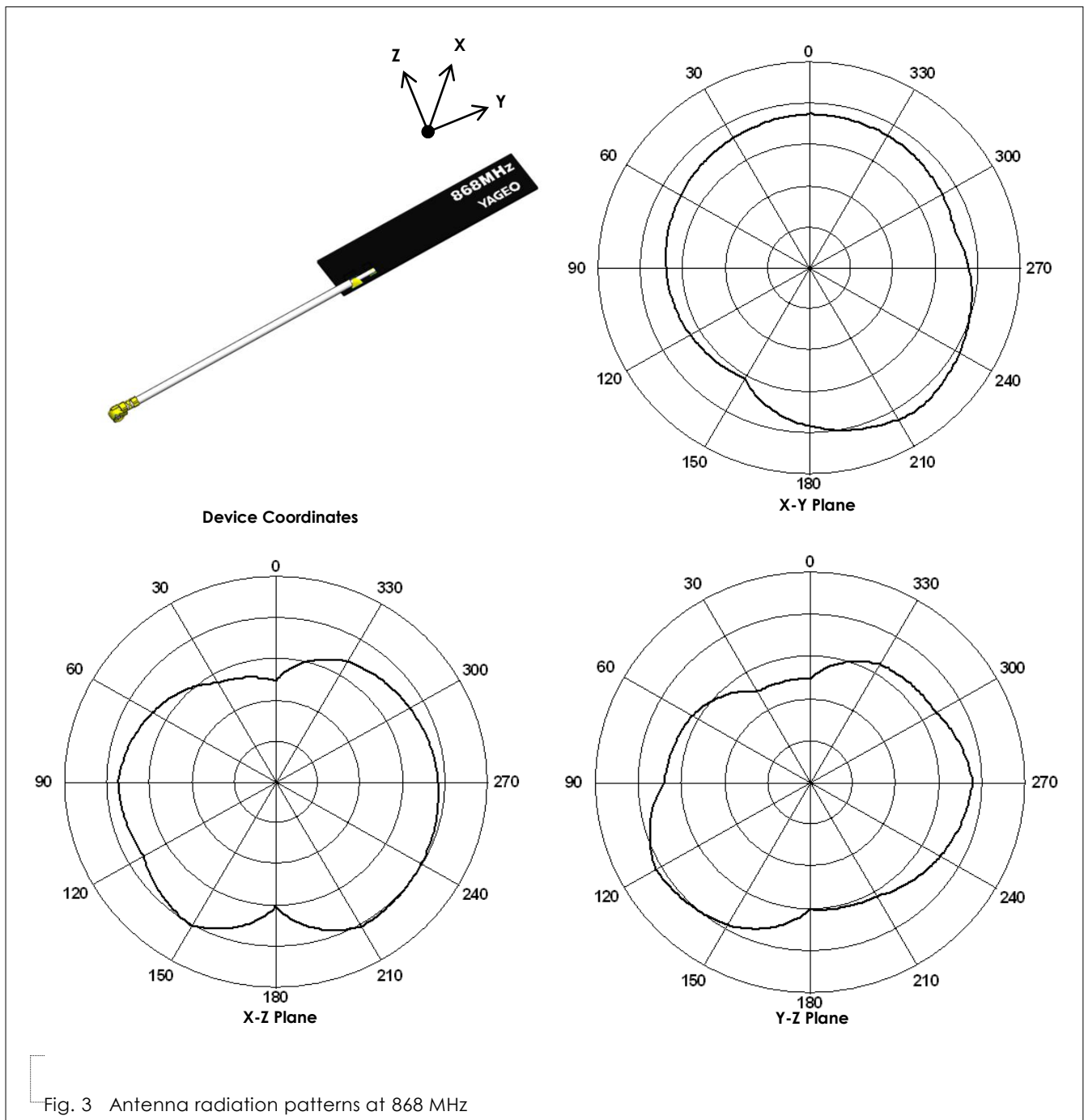
**ANTENNA GAIN & EFFICIENCY**

Table 3

FREQUENCY (GHz)	AVERAGE GAIN (dBi)	EFFICIENCY (%)	PEAK GAIN (dBi)
860	-2.2	60.4	2.0
868	-2.0	62.6	2.0
875	-2.4	57.6	1.6
880	-2.6	55.6	1.4

**ANTENNA RADIATION PATTERNS**

Scale: 5 dBi / div Max : 5 dBi Min : -20 dBi



**REVISION HISTORY**

<b>REVISION</b>	<b>DATE</b>	<b>CHANGE NOTIFICATION</b>	<b>DESCRIPTION</b>
Version 0	Jan. 15, 2018	-	- New data sheet for PCB type antenna, 860~880MHz application

单击下面可查看定价，库存，交付和生命周期等信息

[>>Pulse\(普思\)](#)