







10GBASE-T MAGNETICS MODULES

Designed to Support 10GBASE-T Transceivers



-  Compliant with IEEE 802.3 standard
-  Qualified with top 10Gig PHY Manufacturer
-  RoHS peak reflow temperature rating: 245°C
-  Low profile package for PCI Express
-  Fine-tuned magnetics to specific PHY vendors

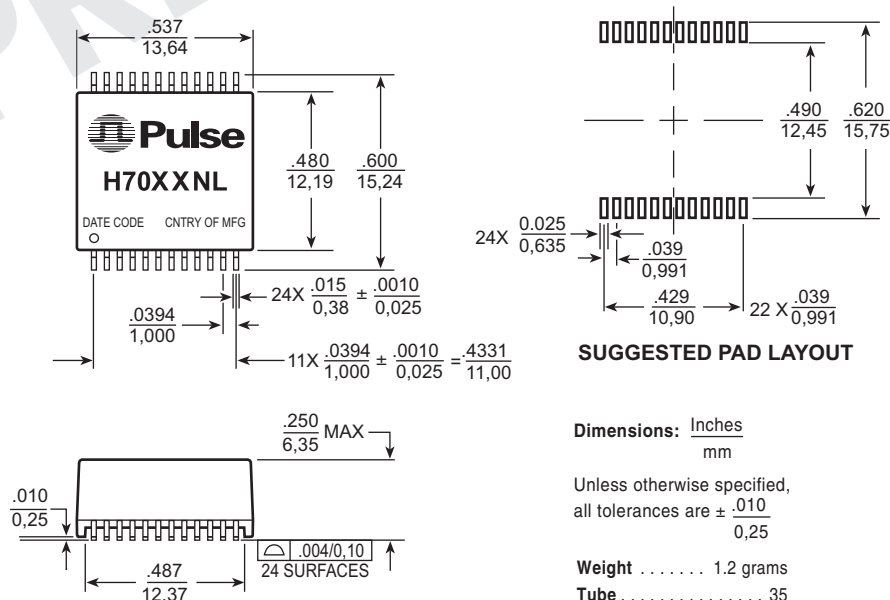
Electrical Specifications @ 25°C — Operating Temperature 0°C to 70°C

RoHS Compliant Part Number	Insertion Loss (dB or better)		Return Loss (dB or better)		Common to Differential Mode Rejection (dB or better)		Crosstalk (dB or better)		Hipot (VRMS MIN)
	100 kHz	1-500 MHz	1-40 MHz	40-500 MHz	1-250 MHz	250-500 MHz	1-100 MHz	100-500 MHz	
H7001NL	-3.0	-1.0 (-0.6 dB TYP)	-18	-17+ 10*LOG(f/40)	-30	-22	-40	-30	1500
H7018NL	-3.0	-1.0 (-0.6 dB TYP)	-18	-17+ 10*LOG(f/40)	-30	-22	-40	-30	1500
H7019NL	-3.0	-1.0 (-0.6 dB TYP)	-18	-17+ 10*LOG(f/40)	-30	-22	-40	-30	1500
H7500NL	-3.0	-1.0 (-0.6 dB TYP)	-18	-17+ 10*LOG(f/40)	-30	-22	-40	-30	1500
H7800NL	-3.0	-1.0 (-0.6 dB TYP)	-18	-17+ 10*LOG(f/40)	-30	-22	-40	-30	1500

1. For Tape & Reel packaging, add a "T" suffix at the end of the part number, e.g. H7001NLT.

Mechanicals

H7001NL, H7018NL, H7019NL



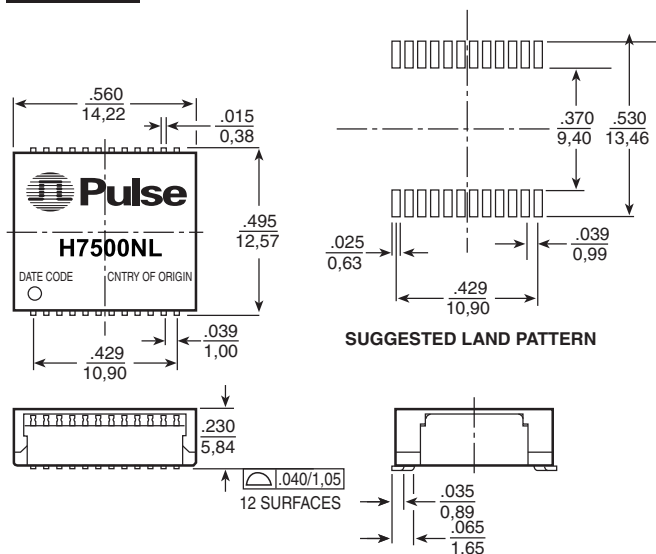
10GBASE-T MAGNETICS MODULES

Designed to Support 10GBASE-T Transceivers



Mechanicals (continued)

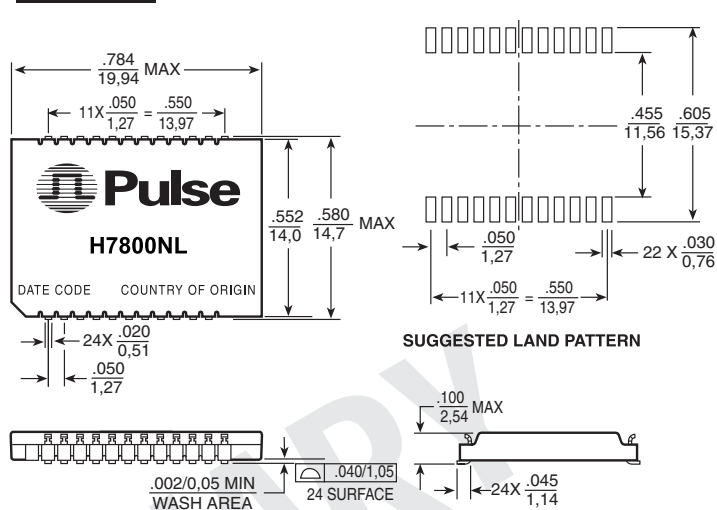
H7500NL



Weight 1.2 grams
Tape & Reel 400
Tube 30

Dimensions: $\frac{\text{Inches}}{\text{mm}}$ Unless otherwise specified, all tolerances are $\pm \frac{.010}{.25}$

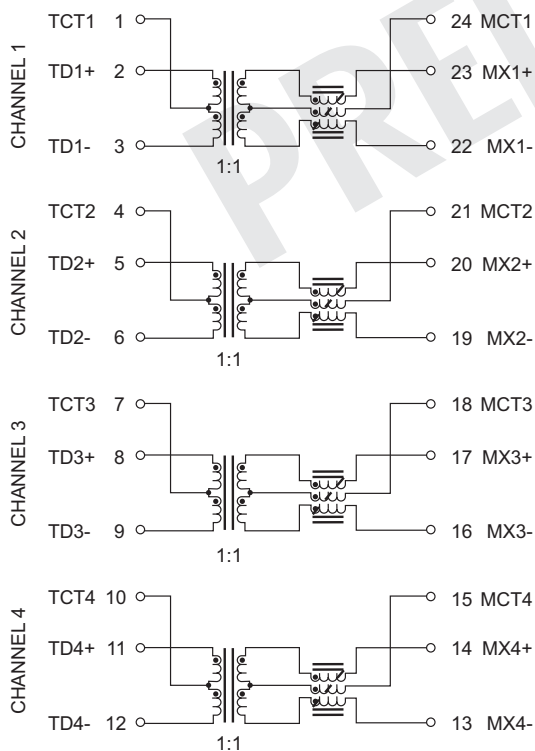
H7800NL



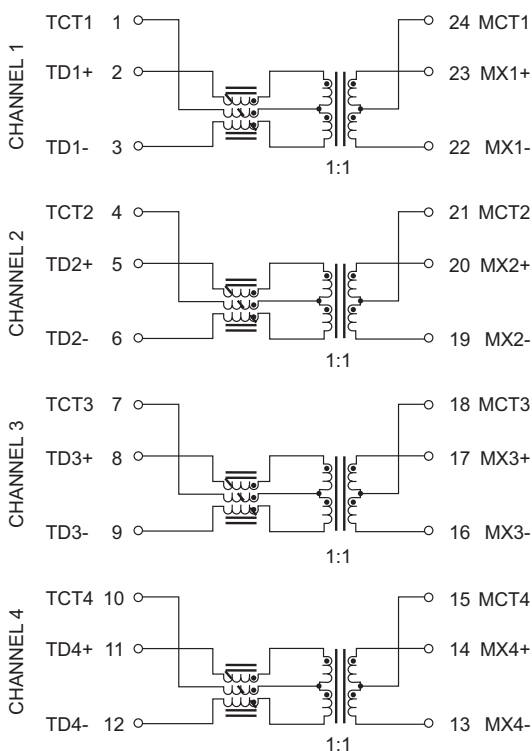
Weight 1.0 grams
Tape & Reel 700
Tube 20

Schematic

H7018NL



H7019NL



10GBASE-T MAGNETICS MODULES

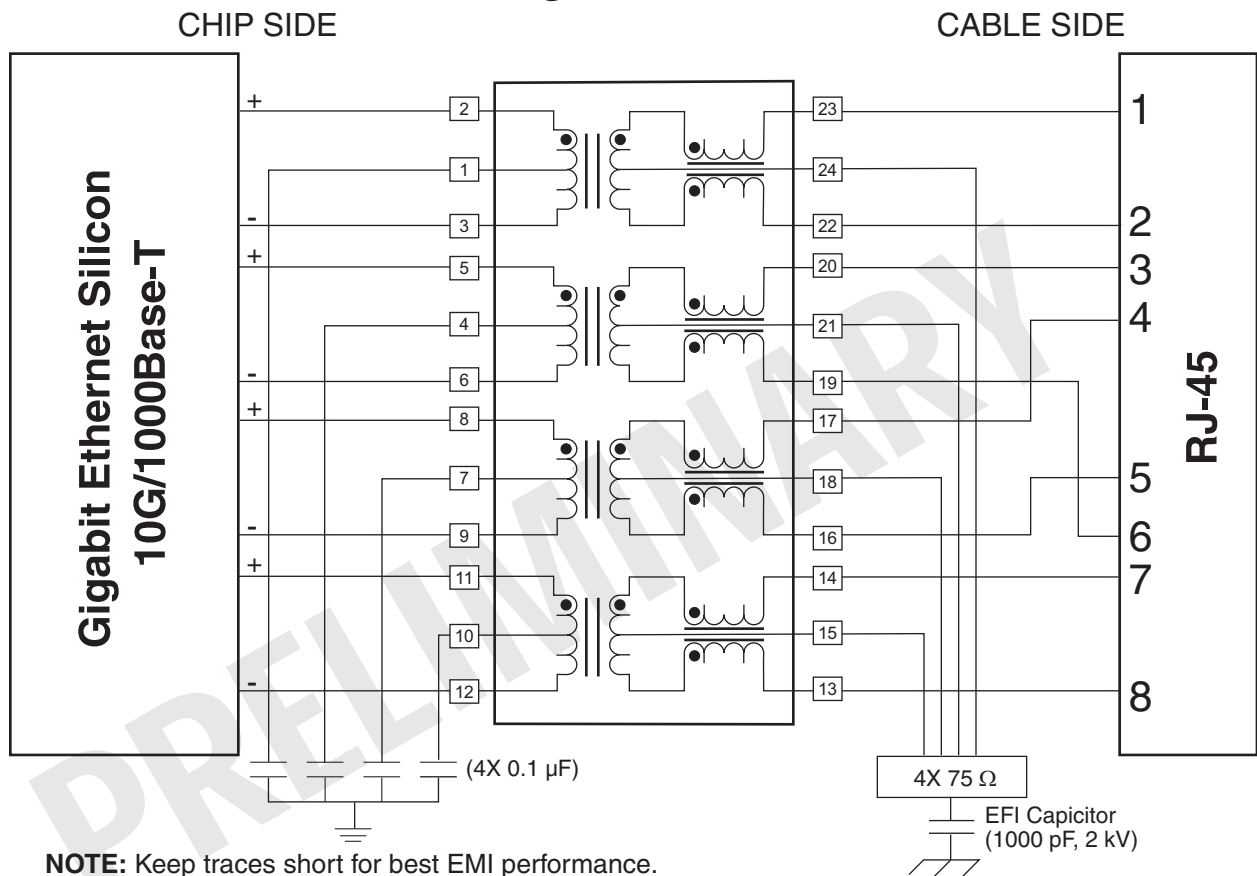
Designed to Support 10GBASE-T Transceivers



Application Circuit

H7001NL, H7500NL, H7800NL

Gigabit Circuit



The above circuit is a simple interface for a gigabit transformer connection between the silicon and connector. It is highly recommended that the cable side center taps of each transformer be terminated to 75 Ω resistors and that the four center taps be terminated to an EFI capacitor prior to ground termination.

For More Information:

Pulse Worldwide Headquarters
12220 World Trade Dr.
San Diego, CA 92128
U.S.A.

Pulse Europe
Zeppelinstrasse 15
D-71083 Herrenberg
Germany

Pulse China Headquarters
B402, Shenzhen Academy of
Aerospace Technology Bldg.
10th Kejinan Rd.
High-Tech Zone
Nanshan District
Shenzhen, PR China 518057
Tel: 86 755 33966678
Fax: 86 755 33966700

Pulse North China
Room 2704/2705
Super Ocean Finance Ctr.
2067 Yan An Rd. West
Shanghai 200336
China
Tel: 86 21 62787060
Fax: 86 2162786973

Pulse South Asia
135 Joo Seng Rd.
#03-02
PM Industrial Bldg.
Singapore 368363
Tel: 65 6287 8998
Fax: 65 6287 8998

Pulse North Asia
3F, No. 198
Zhongyuan Rd.
Zhongli City
Taoyuan County 320
Taiwan R. O. C.
Tel: 886 3 4356768
Fax: 886 3 4356823 (Pulse)
Fax: 886 3 4356820 (FRE)

www.pulseeng.com
Tel: 858 674 8100
Fax: 858 674 8262

Tel: 49 7032 7806 0
Fax: 49 7032 7806 135

Performance warranty of products offered on this data sheet is limited to the parameters specified. Data is subject to change without notice. Other brand and product names mentioned herein may be trademarks or registered trademarks of their respective owners.

© Copyright, 2009. Pulse Engineering, Inc. All rights reserved.

单击下面可查看定价，库存，交付和生命周期等信息

[>>Pulse\(普思\)](#)