

Description: 2.4/5GHz Dual Band Pigtail PCB Dipole

Series: Internal PCB antenna

PART NUMBER: W3513



Features:

- Low profile
- Omni directional gain in XY-plane
- Size W x L x H (16 x 70 x 0.9 mm)
- Antenna feed cable length: 250mm (total) / 212mm (from radiator edge)
- Antenna feed cable: 1.13mm OD with U.FL compatible connector
- Lead free materials
- RoHS Compliant Product

Applications:

- Access point routers 802.11n
- WLAN/WiFi 802.11a/b/g/n

All dimensions are in mm / inches

Issue: 1835

In the effort to improve our products, we reserve the right to make changes judged to be necessary.

CONFIDENTIAL AND PROPRIETARY INFORMATION

This document contains confidential and proprietary information of Pulse Electronics, Inc. (Pulse) and is protected by copyright, trade secret and other state and federal laws. Its receipt or possession does not convey any rights to reproduce, disclose its contents, or to manufacture, use or sell anything it may describe. Reproduction, disclosure or use without specific written authorization of Pulse is strictly forbidden.

For more information:

Pulse Worldwide Headquarters
15255 Innovation Drive #100
San Diego, CA 92128
USA
Tel: 1-858-674-8100

Pulse/Larsen Antennas
18110 SE 34th St Bldg 2 Suite 250
Vancouver, WA 98683
USA
Tel: 1-360-944-7551

Europe Headquarters
Pulse GmbH & Do, KG
Zeppelinstrasse 15
Herrenberg, Germany

Pulse (Suzhou) Wireless Products Co, Inc.
99 Huo Ju Road(#29 Bldg,4th Phase
Suzhou New District
Jiangsu Province, Suzhou 215009 PR China
Tel: 86 512 6807 9998

Description: 2.4/5GHz Dual Band Pigtail PCB Dipole

Series: Internal PCB antenna

PART NUMBER: W3513

ELECTRICAL SPECIFICATIONS

Antenna Type	PCB Dipole
Frequency	2.4-2.5G&4.9-5.9G
Nominal Impedance	50 Ω
VSWR	2:1
Radiation Pattern	Omni
Gain	2dBi
Efficiency(2.4-2.5G)	>65%
Efficiency(4.9-5.9G)	>55%
Polarization	Vertical

MECHANICAL SPECIFICATIONS

Size W x L x H	16 x 70 x 0.9 mm
Weight	2.57g
Connector type	U.FL compatible connector
Cable type	Ø1.13mm Coaxial Cable, Black
Cable length	250mm

ENVIRONMENTAL SPECIFICATIONS

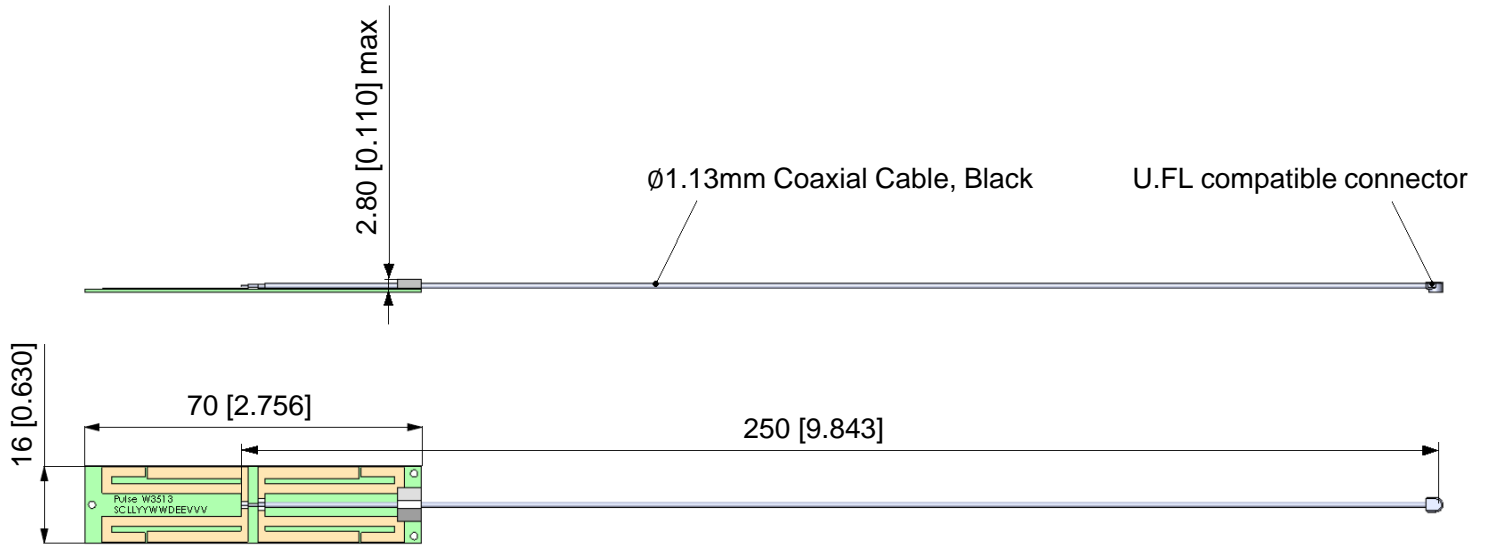
Operating Temperature	-40 to +85 ° C
Storage Temperature	-40 to +85 ° C
RoHS Compliant	Yes

Description: 2.4/5GHz Dual Band Pigtail PCB Dipole

Series: Internal PCB antenna

PART NUMBER: W3513

MECHANICAL DRAWING



Issue: 1835

In the effort to improve our products, we reserve the right to make changes judged to be necessary.

CONFIDENTIAL AND PROPRIETARY INFORMATION

This document contains confidential and proprietary information of Pulse Electronics, Inc. (Pulse) and is protected by copyright, trade secret and other state and federal laws. Its receipt or possession does not convey any rights to reproduce, disclose its contents, or to manufacture, use or sell anything it may describe. Reproduction, disclosure or use without specific written authorization of Pulse is strictly forbidden.

Description: 2.4/5GHz Dual Band Pigtail PCB Dipole

Series: Internal PCB antenna

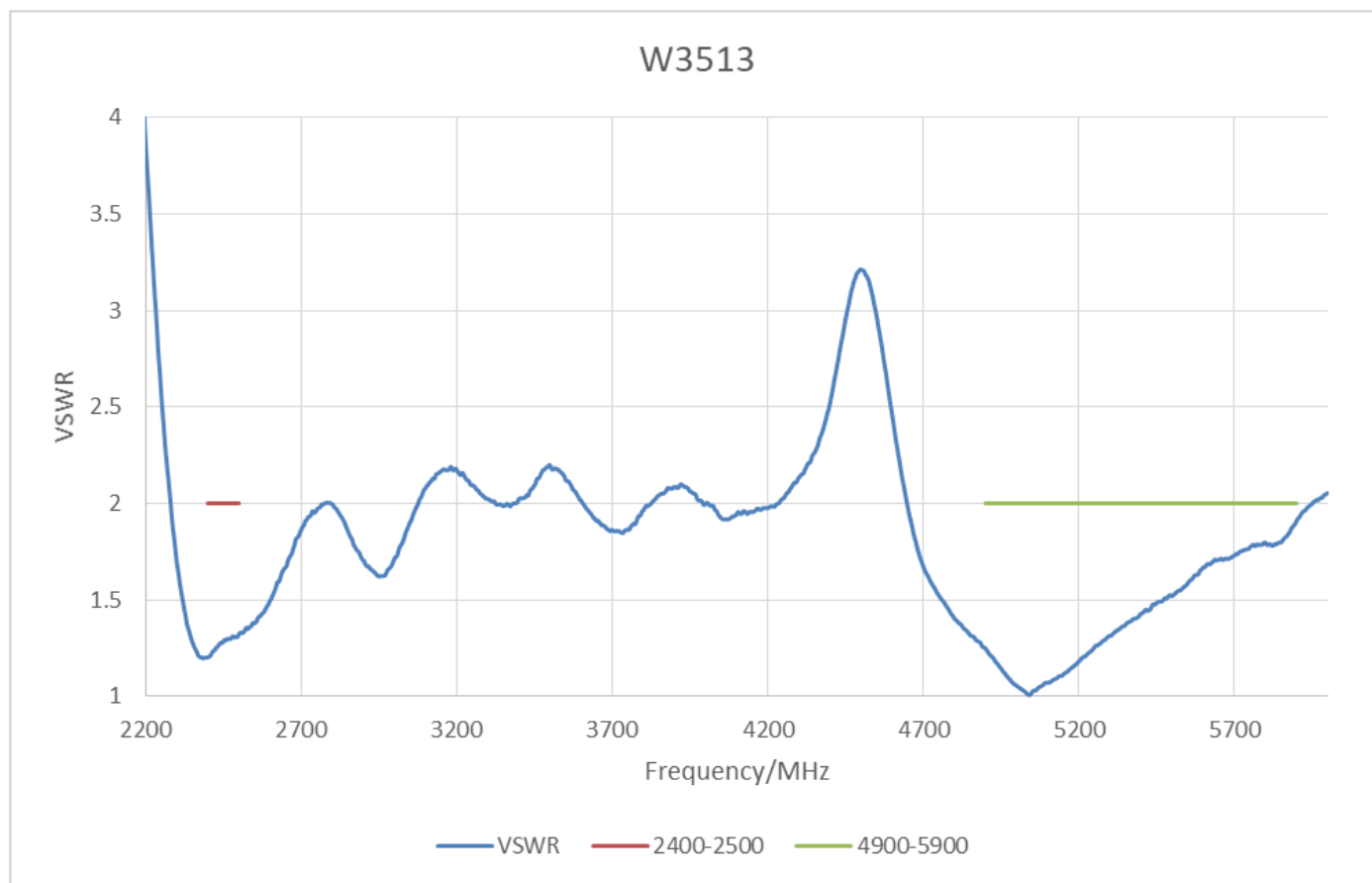
PART NUMBER: W3513

TEST SETUP



Test in free space.

VSWR vs Frequency



Issue: 1835

In the effort to improve our products, we reserve the right to make changes judged to be necessary.

CONFIDENTIAL AND PROPRIETARY INFORMATION

This document contains confidential and proprietary information of Pulse Electronics, Inc. (Pulse) and is protected by copyright, trade secret and other state and federal laws. Its receipt or possession does not convey any rights to reproduce, disclose its contents, or to manufacture, use or sell anything it may describe. Reproduction, disclosure or use without specific written authorization of Pulse is strictly forbidden.

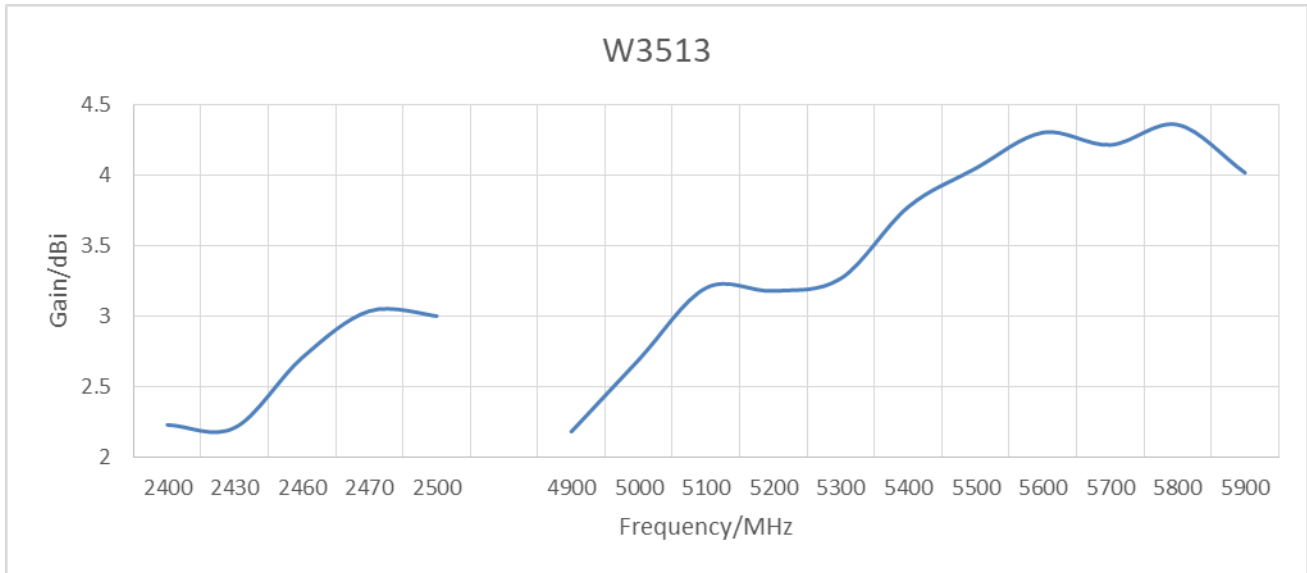
Description: 2.4/5GHz Dual Band Pigtail PCB Dipole

Series: Internal PCB antenna

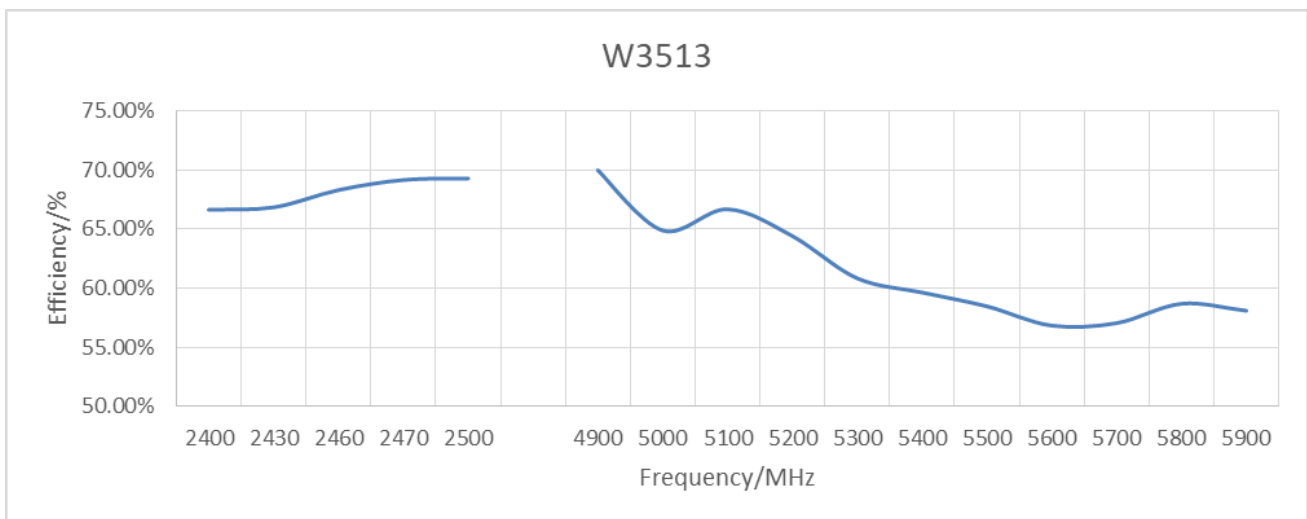
PART NUMBER: W3513

CHARTS

Peaking Gain



Radiation Efficiency



Issue: 1835

In the effort to improve our products, we reserve the right to make changes judged to be necessary.

CONFIDENTIAL AND PROPRIETARY INFORMATION

This document contains confidential and proprietary information of Pulse Electronics, Inc. (Pulse) and is protected by copyright, trade secret and other state and federal laws. Its receipt or possession does not convey any rights to reproduce, disclose its contents, or to manufacture, use or sell anything it may describe. Reproduction, disclosure or use without specific written authorization of Pulse is strictly forbidden.

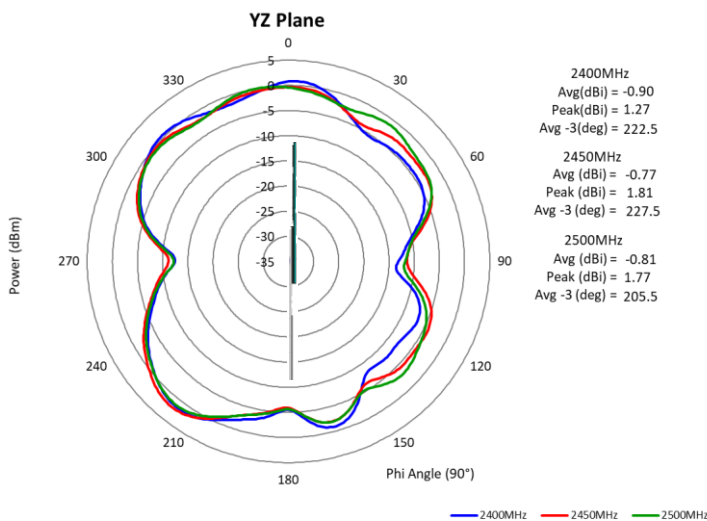
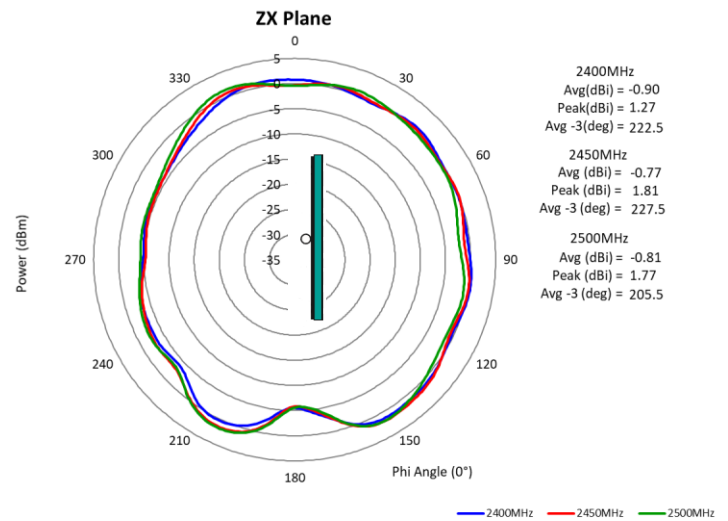
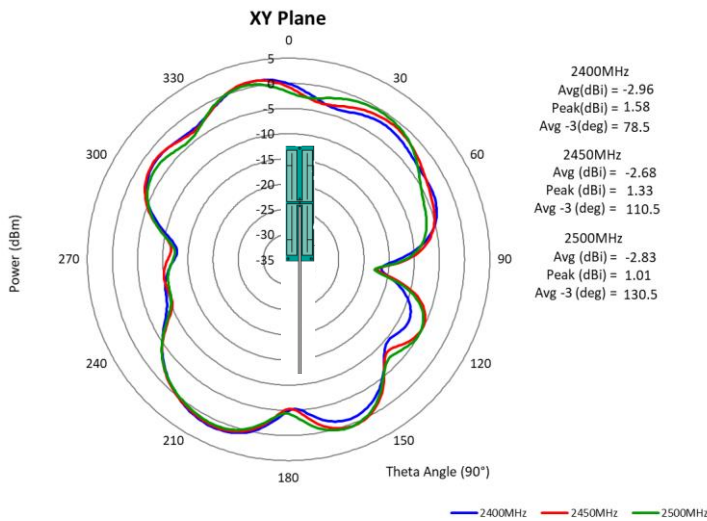
Description: 2.4/5GHz Dual Band Pigtail PCB Dipole

Series: Internal PCB antenna

PART NUMBER: W3513

CHARTS

Radiation Pattern 2D(2.4G-2.5G)



Issue: 1835

In the effort to improve our products, we reserve the right to make changes judged to be necessary.

CONFIDENTIAL AND PROPRIETARY INFORMATION

This document contains confidential and proprietary information of Pulse Electronics, Inc. (Pulse) and is protected by copyright, trade secret and other state and federal laws. Its receipt or possession does not convey any rights to reproduce, disclose its contents, or to manufacture, use or sell anything it may describe. Reproduction, disclosure or use without specific written authorization of Pulse is strictly forbidden.

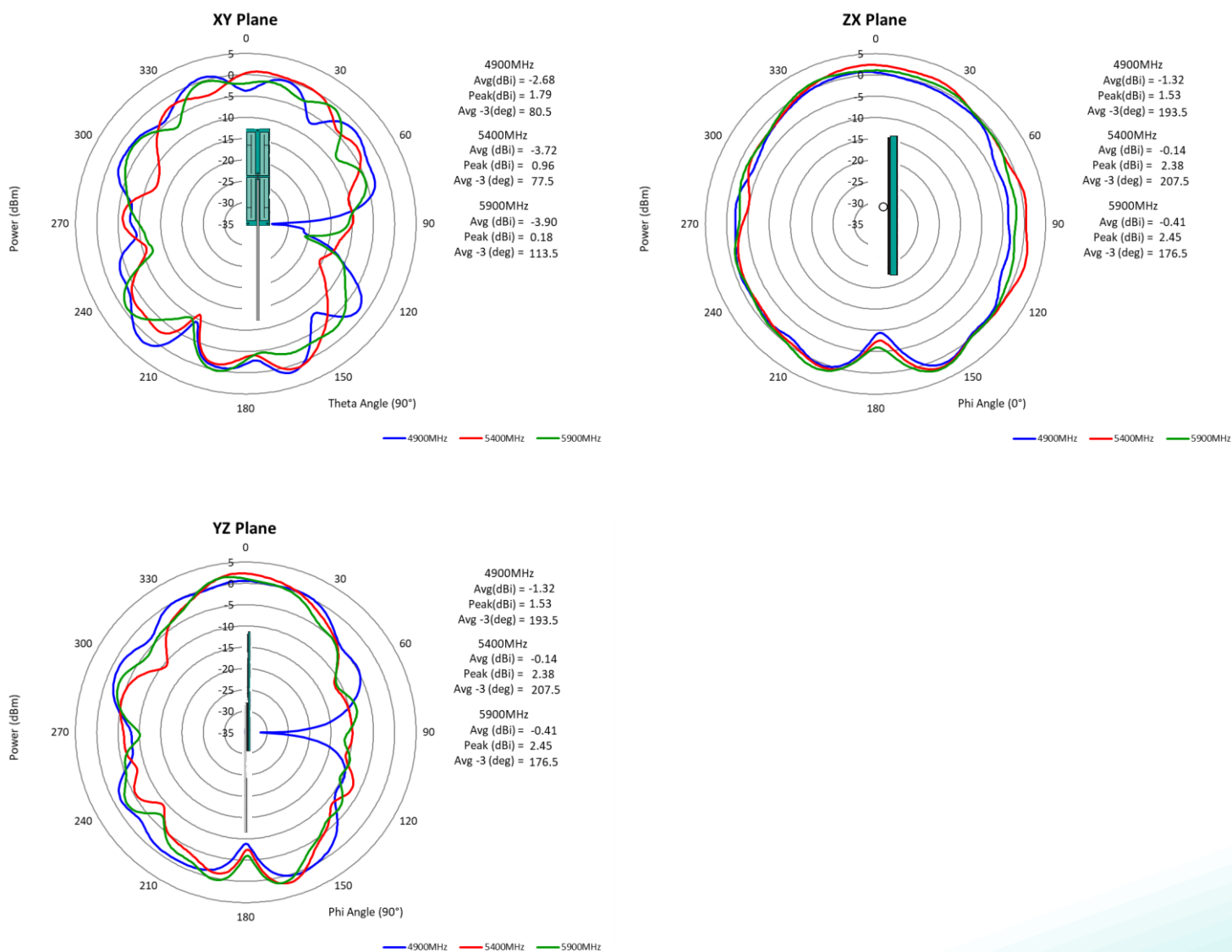
Description: 2.4/5GHz Dual Band Pigtail PCB Dipole

Series: Internal PCB antenna

PART NUMBER: W3513

CHARTS

Radiation Pattern 2D (4.9G-5.9G)



Issue: 1835

In the effort to improve our products, we reserve the right to make changes judged to be necessary.

CONFIDENTIAL AND PROPRIETARY INFORMATION

This document contains confidential and proprietary information of Pulse Electronics, Inc. (Pulse) and is protected by copyright, trade secret and other state and federal laws. Its receipt or possession does not convey any rights to reproduce, disclose its contents, or to manufacture, use or sell anything it may describe. Reproduction, disclosure or use without specific written authorization of Pulse is strictly forbidden.

Description: 2.4/5GHz Dual Band Pigtail PCB Dipole

Series: Internal PCB antenna

PART NUMBER: W3513

CHARTS

The VSWR when placed on different materials.

SETUP	Frequency/GHz	VSWR	
		Min	Max
Space	2.4-2.5	1.20	1.36
	4.9-5.9	1.00	1.90
ABS	2.4-2.5	1.36	1.55
	4.9-5.9	1.20	2.40
glass	2.4-2.5	1.43	1.57
	4.9-5.9	1.38	2.49
Metal_0cm	2.4-2.5	7.80	8.00
	4.9-5.9	5.16	6.00
Metal_0.5cm	2.4-2.5	4.75	4.96
	4.9-5.9	1.50	2.50
Metal_1cm	2.4-2.5	2.88	3.19
	4.9-5.9	1.4	2.21
Metal_2cm	2.4-2.5	1.69	2.03
	4.9-5.9	1.09	1.95
Metal_3cm	2.4-2.5	1.30	1.54
	4.9-5.9	1.10	1.79

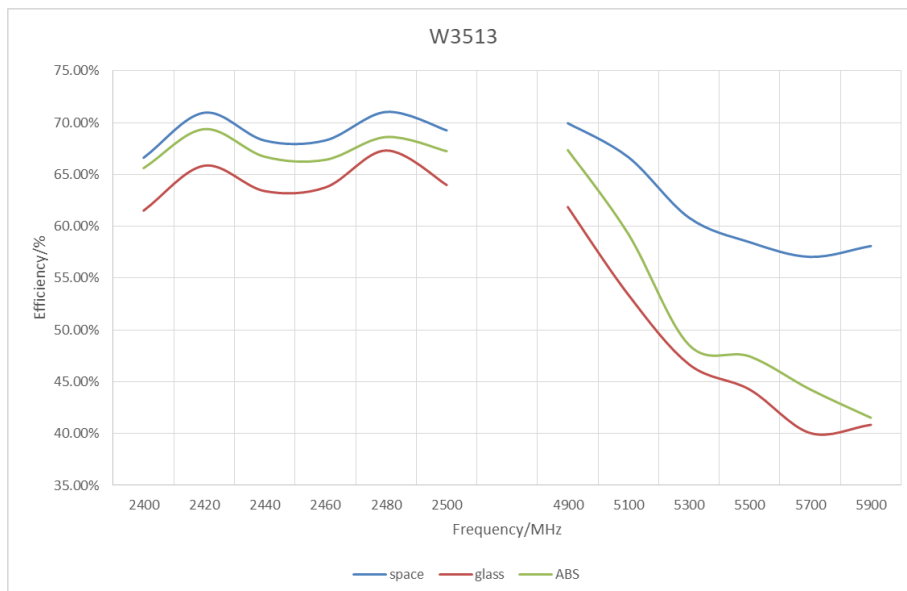
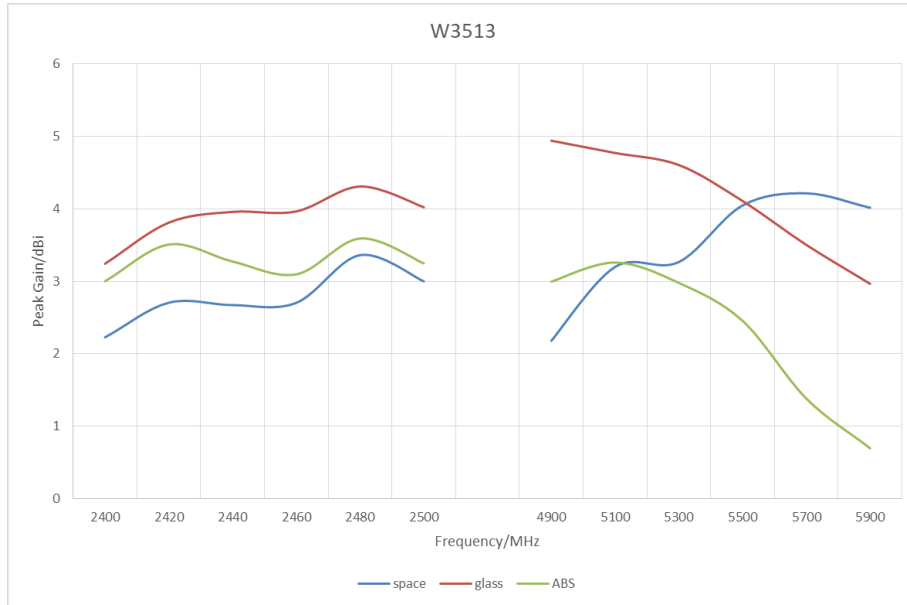
Description: 2.4/5GHz Dual Band Pigtail PCB Dipole

Series: Internal PCB antenna

PART NUMBER: W3513

CHARTS

Antenna is placed on ABS & glass.



When placed on ABS or glass, mainly difference is in high frequency band(4.9G-5.9G).Which performance will decline.

Issue: 1835

In the effort to improve our products, we reserve the right to make changes judged to be necessary.

CONFIDENTIAL AND PROPRIETARY INFORMATION

This document contains confidential and proprietary information of Pulse Electronics, Inc. (Pulse) and is protected by copyright, trade secret and other state and federal laws. Its receipt or possession does not convey any rights to reproduce, disclose its contents, or to manufacture, use or sell anything it may describe. Reproduction, disclosure or use without specific written authorization of Pulse is strictly forbidden.

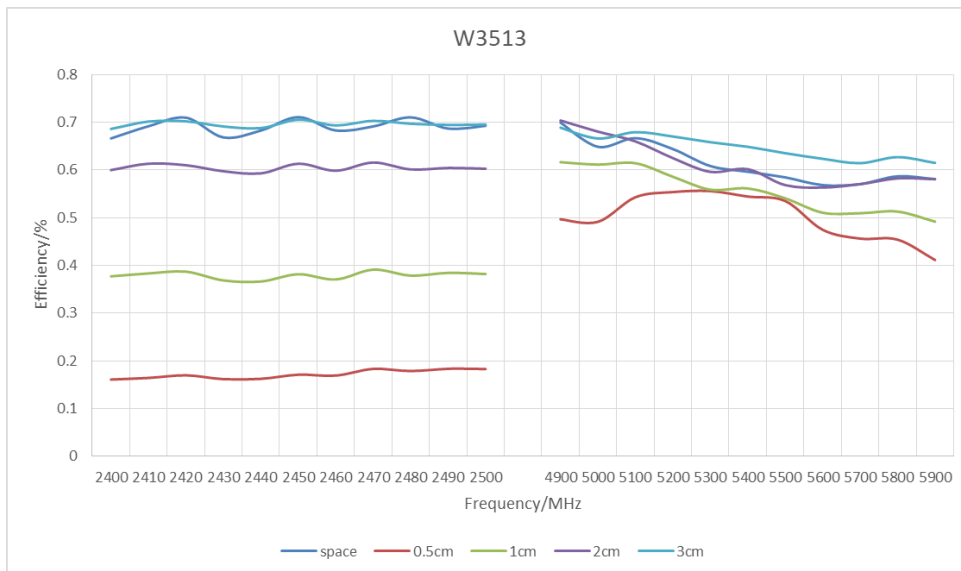
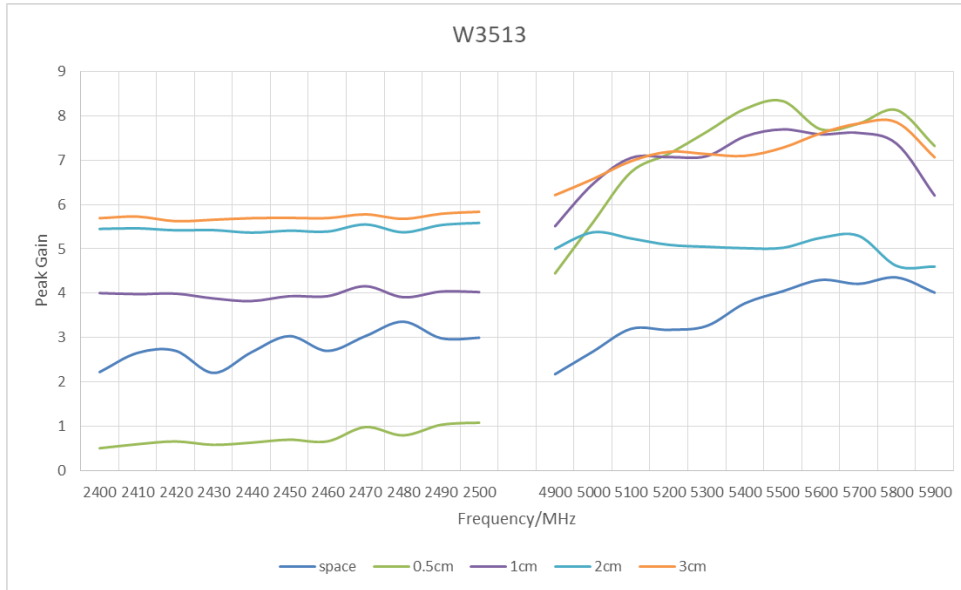
Description: 2.4/5GHz Dual Band Pigtail PCB Dipole

Series: Internal PCB antenna

PART NUMBER: W3513

CHARTS

Placed on metal with different distance.



When the distance is 0.5-2cm, the metal mainly affect the performance of low frequency band(2.4G-2.5G). When the distance is above 2cm, the metal will have a little influence in two band.

Issue: 1835

In the effort to improve our products, we reserve the right to make changes judged to be necessary.

CONFIDENTIAL AND PROPRIETARY INFORMATION

This document contains confidential and proprietary information of Pulse Electronics, Inc. (Pulse) and is protected by copyright, trade secret and other state and federal laws. Its receipt or possession does not convey any rights to reproduce, disclose its contents, or to manufacture, use or sell anything it may describe. Reproduction, disclosure or use without specific written authorization of Pulse is strictly forbidden.

Description: 2.4/5GHz Dual Band Pigtail PCB Dipole

Series: Internal PCB antenna

PART NUMBER: W3513

PACKAGING

5 pcs per PE bag, 250 pcs per foam bag, 6 foam bags per box,
1500 pcs per box.

单击下面可查看定价，库存，交付和生命周期等信息

[>>Pulse\(普思\)](#)