

DATA SHEET

WIRELESS COMPONENTS

Band Pass Filter
BPF2012LL01R5000A

5GHz
2012 Series



FEATURES

- Compact size design
- RoHS compliant

APPLICATIONS

- WLAN, 802.11a/b/g/n
- ISM Band

ORDERING INFORMATION

All part numbers are identified by the series, packing type, material, size, antenna type, working frequency and packing quantity.

PART NUMBER

BPF 2012 LL 01 R 5000A
 (1) (2) (3) (4) (5) (6)

(1) PRODUCT

BPF = Band Pass Filter

(2) SIZE

2012 = 2.0 × 1.2

(3) MATERIALS

Material Code LL

(4) TYPE

01 = Type 01

(5) PACKING STYLE

R = Tape and Reel

(6) WORKING FREQUENCY

5000 = 5 GHz

PHYCOMP CTC

CFL4111714015004K

I2NC

411171401500

SPECIFICATION

Table 1

DESCRIPTION	VALUE
Pass Band	4900 ~ 5950 MHz
Impedance	50Ω
Insertion Loss	1.5 dB (Max.) at 25°C
	1.8 dB (Max.) at -40~85°C
VSWR	2.0 (Max)
Ripple	0.6 dB(Max)
Attenuation	30dB Min@ 1280~3000 MHz
	25dB Min@ 3300~4000 MHz
	25dB Min@ 9800~11900 MHz

DIMENSIONS

Table 2 Machinical Dimension

	DIMENSION
L (mm)	2.00 ±0.15
W (mm)	1.25 ±0.15
T (mm)	1.00 ±0.15
P (mm)	0.30 ±0.20
C (mm)	0.20 ±0.15
G (mm)	1.60 ±0.15
E (mm)	0.20 ±0.15
F (mm)	0.25±0.15

OUTLINES

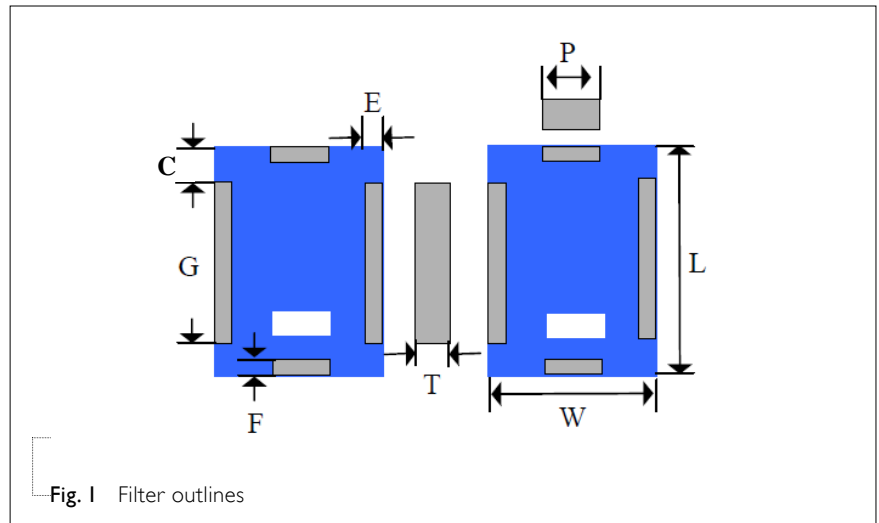
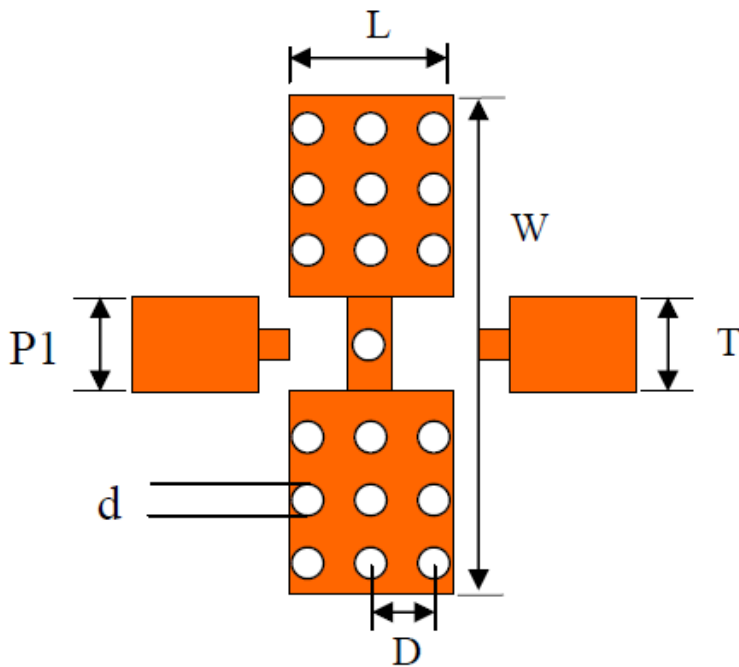


Fig. 1 Filter outlines

Table 3 Termination configuration

TERMINAL NAME	FUNCTION
P	I/O Terminal
G	Ground Terminal



TYPE	DIMENSION	FUNCTION
L(mm)	1.70±0.1	Ground Pad
W(mm)	6.00±0.1	---
P1(mm)	0.76±0.1	Feed Pad
P2(mm)	0.76±0.1	Feed Pad
D(mm)	0.50±0.1	---
O(mm)	d=0.3	Via hole

Fig. 2 Reference design of evaluation board

ELECTRICAL PERFORMANCES

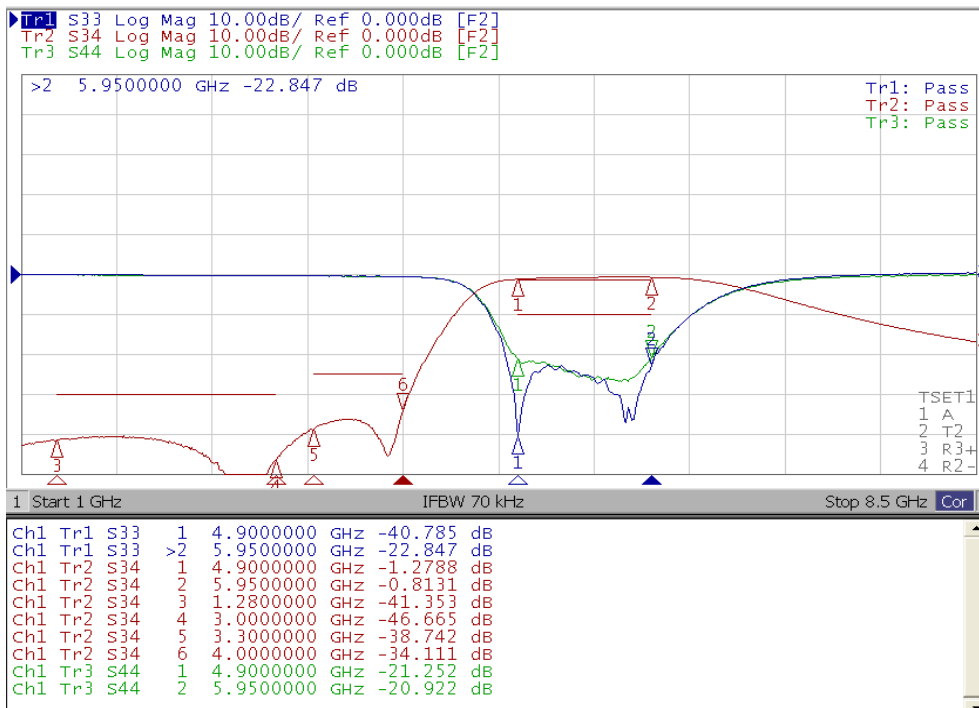


Fig. 3 Frequency Characteristics

REVISION HISTORY

REVISION	DATE	CHANGE NOTIFICATION	DESCRIPTION
Version 0	Jan. 30, 2013	-	- New data sheet for Band Pass Filter, 5 GHz application, 2012 series

单击下面可查看定价，库存，交付和生命周期等信息

[>>Pulse\(普思\)](#)