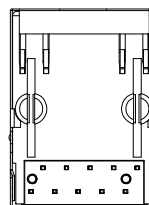
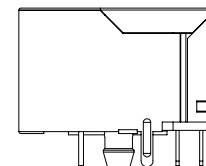
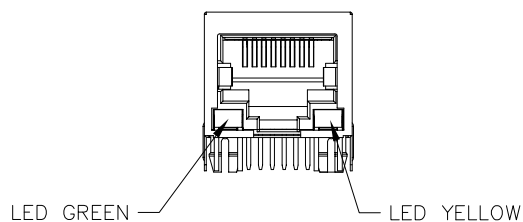
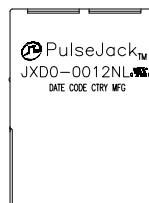


NOTES:

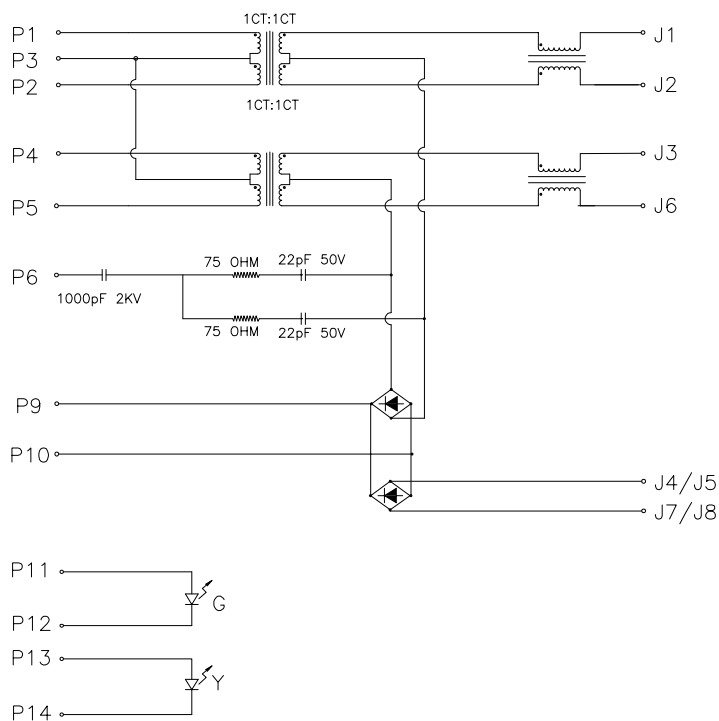
1. CONNECTOR MATERIAL:
HOUSING:THERMOPLASTIC BLACK UL94 V-0
SHIELD:BRASS
SHIELD PLATING:NICKEL
CONTACT:PHOSPHOR BRONZE
CONTACT PLATING: SELECTIVE GOLD,15 MICRO-INCHS MIN
IN CONTACT AREA
2. PIN NOT ELECTRICALLY CONNECTED MAYBE OMITTED SEE
ELECTRICAL DRAWING FOR OMITTED PINS
3. RJ45 CAVITIES CONFORM TO FCC RULES AND REGULATION
PART 68.
4. THE PART IS RECOMMENDED FOR WAVE SOLDERING
PROCESS PEAK SOLDERING TEMPERATURE IS
260°C MAX,10 SECS MAX
5. OPERATING TEMPERATURE T=-40°C TO +85°C.
6. STORAGE TEMPERATURE T=-40°C TO +85°C.
7. PACKAGING INFORMATION: 50 PCS/ TRAY, 1200 PCS/BOX.



FINAL OUTLINE

© Copyright, 2016. Pulse Electronics Corp. All rights reserved. Pulse confidential & proprietary. (02/02/16)

PRODUCT DESCRIPTION	TLA DRAWING	PS DRAWING	SHEET	PART NO.	DATASHEET REV.
CONN,RJ45,1X1,100P,1:1,TY	JXD0-0012NL-X1	-	1 OF 5	JXD0-0012NL	A



SCHEMATIC

ELECTRONICAL SPECIFICATIONS:

- 1.0 TURN RATIO @100KHz: (P1~P2):(J1~J2) = 1:1±5%
(P4~P5):(J3~J6) = 1:1±5%
- 2.0 PRIMARY INDUCTANCE: 350uH MIN @100KHZ,0.1V 8mA DC BIAS
- 3.0 DC RESISTANCE: (J1~J2), (J3~J6) 1.2 OHMS MAX
- 4.0 INSERTION LOSS: 1-100MHz -1.2dB MAX
- 5.0 RETURN LOSS: 1-30MHz -16dB MIN
30-60MHz -12dB MIN
60-80MHz -10dB MIN
- 6.0 CROSS TALK: 1-100MHz -30dB MIN
- 7.0 COMMON TO COMMON MODE ATTENUATION: 1-100MHz -30dB MIN
- 8.0 ISOLATION: PHY SIDE TO LINE SIDE: 500VAC.
- 9.0 DC CURRENT/VOLTAGE RATING-PSE PINS: 350mA @57V(CONTINUOUS)

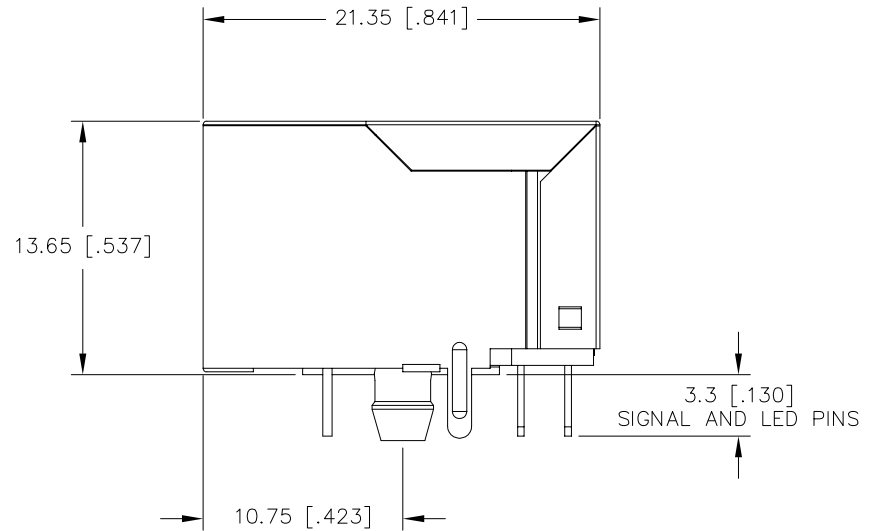
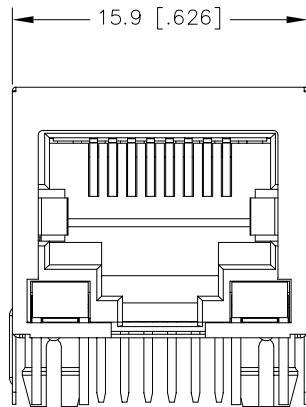
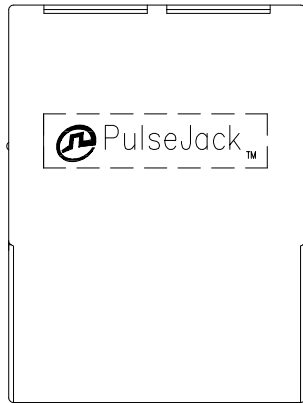
LED SPECIFICATIONS:

STANDARDLED	WAVELENGTH	FORWARD V (MAX)	TYP
GREEN	565nm	2.4V	2.2V
YELLOW	590nm	2.5V	2.1V

WITH A FORWARD CURRENT OF 20mA

© Copyright, 2016. Pulse Electronics Corp. All rights reserved. Pulse confidential & proprietary. (02/02/16)

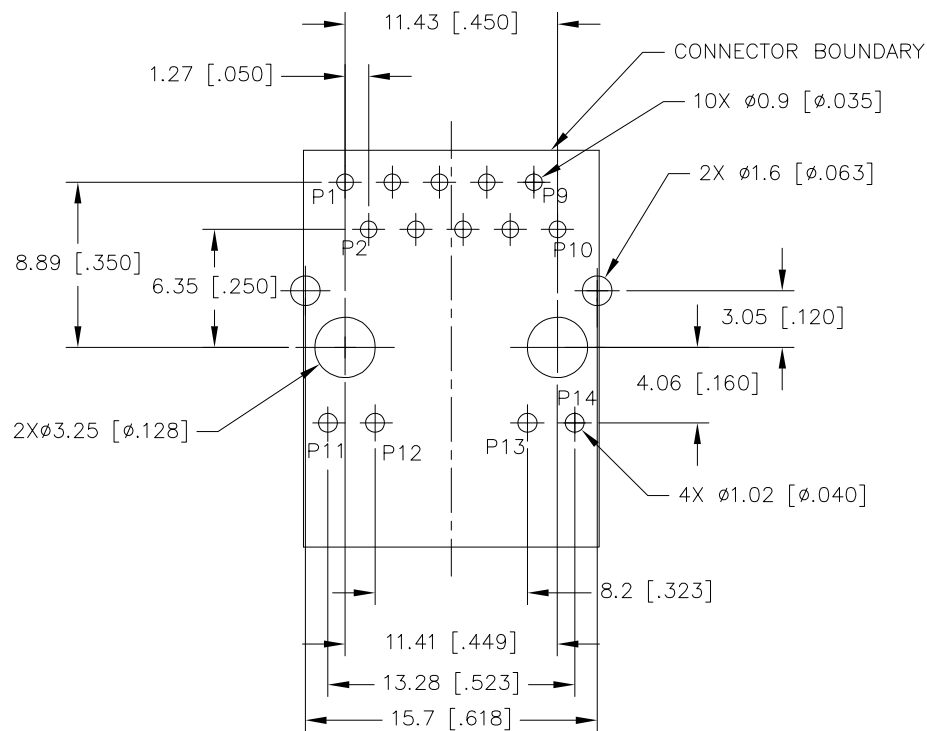
PRODUCT DESCRIPTION	TLA DRAWING	PS DRAWING	SHEET	PART NO.	DATASHEET REV.
CONN,RJ45,1X1,100P,1:1,TY	JXD0-0012NL-X1	-	2 OF 5	JXD0-0012NL	A



DIMENSIONS ARE IN MILLIMETERS [INCHES] WITH THE FOLLOWING TOLERANCES: [INCHES] ARE FOR REFERENCE ONLY.
X.XX= ±0.25 [±.010]

© Copyright, 2016. Pulse Electronics Corp. All rights reserved. Pulse confidential & proprietary. (02/02/16)

PRODUCT DESCRIPTION	TLA DRAWING	PS DRAWING	SHEET	PART NO.	DATASHEET REV.
CONN,RJ45,1X1,100P,1:1,TY	JXD0-0012NL-X1	-	3 OF 5	JXD0-0012NL	A

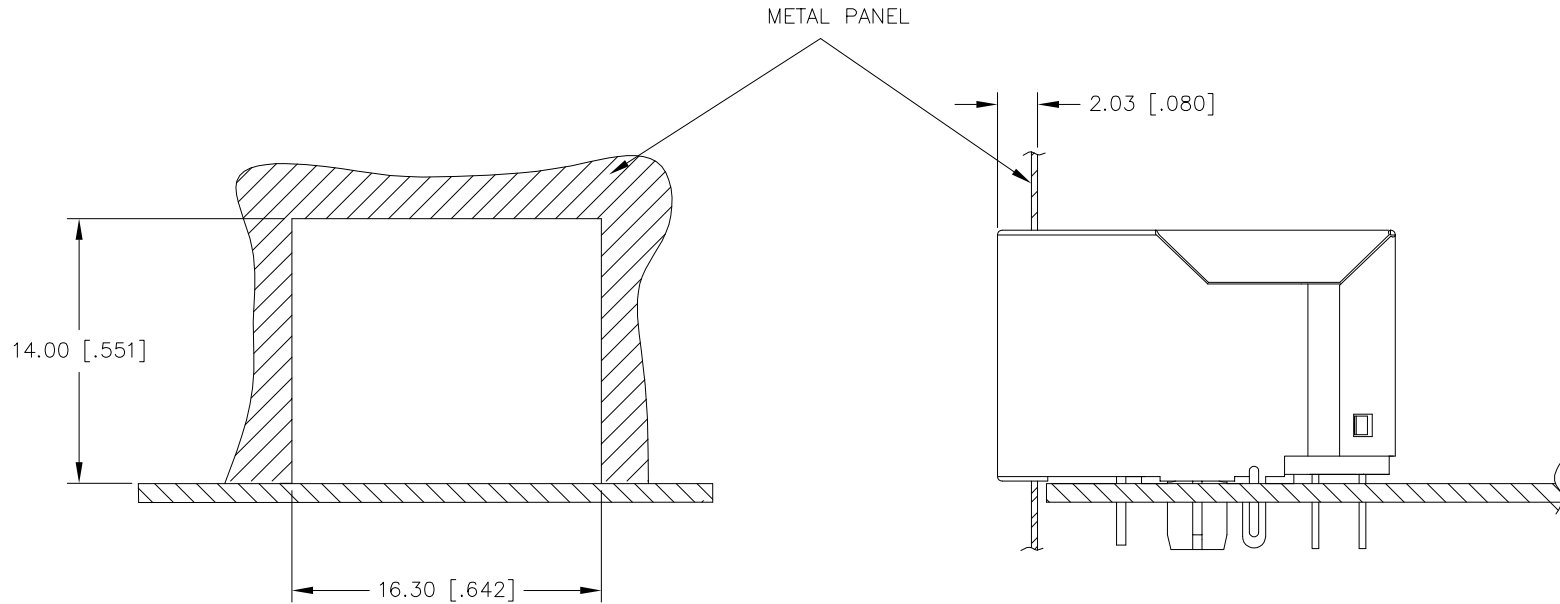


RECOMMENDED PWB LAYOUT
(COMPONENT SIDE SHOWN)

DIMENSIONS ARE IN MILLIMETERS [INCHES] WITH THE FOLLOWING
TOLERANCES: [INCHES] ARE FOR REFERENCE ONLY.
X.XX= ± 0.10 [$\pm .004$]

© Copyright, 2016. Pulse Electronics Corp. All rights reserved. Pulse confidential & proprietary. (02/02/16)

PRODUCT DESCRIPTION	TLA DRAWING	PS DRAWING	SHEET	PART NO.	DATASHEET REV.
CONN,RJ45,1X1,100P,1:1,TY	JXD0-0012NL-X1	-	4 OF 5	JXD0-0012NL	A



SUGGESTED PANEL CUTOUT

DIMENSIONS ARE IN MILLIMETERS [INCHES] WITH THE FOLLOWING
TOLERANCES: [INCHES] ARE FOR REFERENCE ONLY.
X.XX = ± 0.10 [± 0.004]

© Copyright, 2016. Pulse Electronics Corp. All rights reserved. Pulse confidential & proprietary. (02/02/16)

PRODUCT DESCRIPTION	TLA DRAWING	PS DRAWING	SHEET	PART NO.	DATASHEET REV.
CONN,RJ45,1X1,100P,1:1,TY	JXD0-0012NL-X1	-	5 OF 5	JXD0-0012NL	A

单击下面可查看定价，库存，交付和生命周期等信息

[>>Pulse\(普思\)](#)