






SMT Power Inductors

Unshielded Drum Core - PG0015NL Series



-  **Height:** 5.55mm Max
-  **Footprint:** 10.15mm x 9.15mm Max
-  **Current Rating:** up to 2.6A
-  **Inductance Range:** 10 μ H to 820 μ H
-  260°C reflow peak temperature qualified

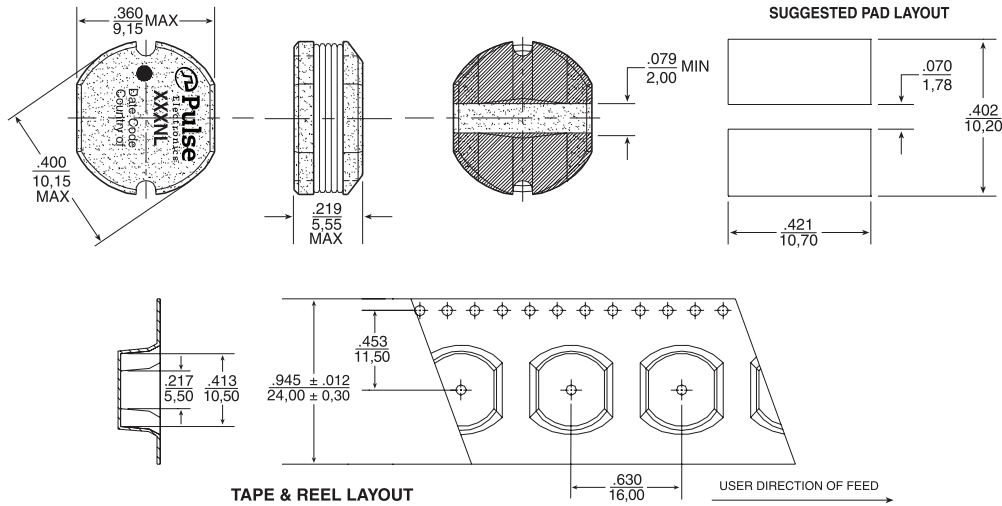
Electrical Specifications @ 25°C - Operating Temperature -40°C to +125°C⁵

Part ⁴ Number	Inductance @ 0Adc (μ H \pm 20%)	I _{rated} ¹ (A)	DCR (MAX) (m Ω MAX)	Saturation ² Current I _{sat} (A)	Heating ³ Current I _{bc} (A)	SRF (MHz TYP)
PG0015.103NL	10	2.6	60	2.6	4.8	20
PG0015.123NL	12	2.45	70	2.45	4.5	19
PG0015.153NL	15	2.27	80	2.27	4.3	18
PG0015.183NL	18	2.15	90	2.15	4.1	16
PG0015.223NL	22	1.95	100	1.95	4.0	14
PG0015.273NL	27	1.76	110	1.76	3.7	12
PG0015.333NL	33	1.50	120	1.50	3.4	12
PG0015.393NL *	39	1.37	140	1.37	3.2	10
PG0015.473NL	47	1.28	170	1.28	3.1	9.0
PG0015.563NL	56	1.17	190	1.17	3.0	8.1
PG0015.683NL	68	1.11	220	1.11	2.7	7.6
PF0015.823NL	82	1.00	250	1.00	2.4	6.8
PF0015.104NL	100	0.97	350	0.97	2.2	6.2
PF0015.124NL *	120	0.89	400	0.89	1.9	5.0
PF0015.154NL	150	0.78	470	0.78	1.8	4.5
PF0015.184NL *	180	0.72	630	0.72	1.5	4.5
PF0015.224NL	220	0.66	730	0.66	1.3	4.0
PF0015.274NL *	270	0.57	970	0.57	1.2	3.6
PF0015.334NL	330	0.52	1150	0.52	1.1	3.1
PF0015.394NL *	390	0.48	1300	0.48	1.1	2.8
PF0015.474NL	470	0.42	1480	0.42	1.0	2.6
PF0015.564NL *	560	0.32	1900	0.32	0.9	2.2
PG0015.684NL	680	0.28	2250	0.28	0.9	2.2
PG0015.824NL	820	0.24	2550	0.24	0.5	2.0

Mechanical

Schematic

PG0015.XXXNL



Weight1.5 grams
Tape & Reel600/reel

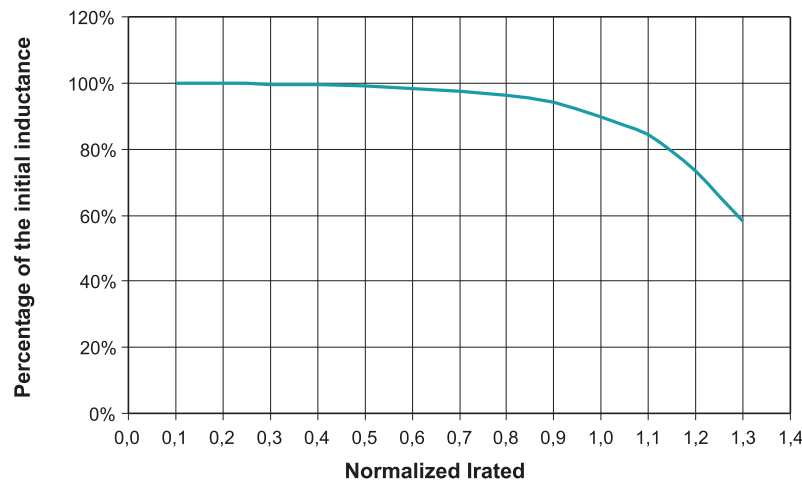
Dimensions: $\frac{\text{Inches}}{\text{mm}}$

Unless otherwise specified,
all tolerances are $\pm \frac{.004}{0,10}$

Notes from Tables:

1. The rated current listed is the lower of the saturation current @ 25°C or the heating current, depending on which value is lower.
 2. The saturation current, I_{sat} , is the current which causes the inductance to drop by 10% Max at an ambient temperature of 25°C. This current is determined by placing the component in the specified ambient environment and applying a short duration pulse current (to eliminate self-heating effects) to the component.
 3. The heating current, I_{bc} , is the DC current which causes the temperature rise of the part to increase approximately 40°C. This current is determined by mounting the component on a typical PCB and applying the current to the device for 30 minutes.
 4. Optional Tape & Reel packaging can be ordered by adding a "T" suffix to the part number (i.e. PG0015.103NL becomes PG0015.103NLT). Pulse complies to industry standard tape and reel specification EIA481.
 5. The temperature of the component (ambient plus temperature rise) must be within the stated operating temperature range.
- * Contact Pulse for availability

Typical Inductance vs Current Characteristics



SMT Power Inductors

Unshielded Drum Core - PG0015NL Series



For More Information

Pulse Worldwide Headquarters

15255 Innovation Drive Ste 100
San Diego, CA 92128
U.S.A.

Tel: 858 674 8100
Fax: 858 674 8262

Pulse Europe

Pulse Electronics GmbH
Am Rottland 12
58540 Meinerzhagen
Germany

Tel: 49 2354 777 100
Fax: 49 2354 777 168

Pulse China Headquarters

Pulse Electronics (ShenZhen) CO., LTD
D708, Shenzhen Academy of
Aerospace Technology,
The 10th Keji South Road,
Nanshan District, Shenzhen,
P.R. China 518057

Tel: 86 755 33966678
Fax: 86 755 33966700

Pulse North China

Room 2704/2705
Super Ocean Finance Ctr.
2067 Yan An Road West
Shanghai 200336
China

Tel: 86 21 62787060
Fax: 86 2162786973

Pulse South Asia

3 Fraser Street 0428
DUO Tower
Singapore 189352

Tel: 65 6287 8998
Fax: 65 6280 0080

Pulse North Asia

1F., No.111 Xiyuan Road
Zhongli District
Taoyuan City 32057
Taiwan (R.O.C)

Tel: 886 3 4356768
Fax: 886 3 4356820

Performance warranty of products offered on this data sheet is limited to the parameters specified. Data is subject to change without notice. Other brand and product names mentioned herein may be trademarks or registered trademarks of their respective owners. © Copyright, 2019. Pulse Electronics, Inc. All rights reserved.

单击下面可查看定价，库存，交付和生命周期等信息

[>>Pulse\(普思\)](#)