

1.88-1.93 GHz DECT Ceramic Antenna

Ground cleared under antenna, clearance area 10.80 x 6.25 mm. *Pulse Part Number: W3022*



Features

- Omnidirectional radiation
- Low profile
- Compact size W x L x H (10 x 3.2 x 2 mm)
- Low weight (310 mg)
- Lead free materials
- Fully SMD compatible
- Lead free soldering compatible
- Tape and reel packing
- RoHS Compliant Product

Applications

- DECT bands (European + US)
- 1.88-1.93 GHz

Electrical specifications @ +25 °C

Note: Electrical characteristics depend on test board (GP) size and antenna positioning on GP and Ground Clearance area size.

DECT 1.88-1.93 GHz

Typical performance (testboard size 80 x 37 mm, PWB ground clearance area 10.80 x 6.25 mm)

Frequency Range [MHz]	Linear Max Gain [dBi]	Efficiency [%] / [dB]	Return Loss min. [dB]	Impedance [Ω]	Operating Temperature [°C]
1880 – 1930	2.5 (peak) 2 (band edges)	80 / -1 (peak) 70 / -1.55 (band edges)	-12	50	-40 to +85

Pulse Finland Oy

Takatie 6
90440 Kempele, Finland
Tel: +358 207 935 500
Fax: +358 207 935 501
www.pulseeng.com/antennas



1.88-1.93 GHz DECT Ceramic Antenna

Ground cleared under antenna, clearance area 10.80 x 6.25 mm

Typical Electrical Characteristics (T=25 °C)

Measured on the 80 x 37 mm test board

Typical Return Loss S11/ impedance

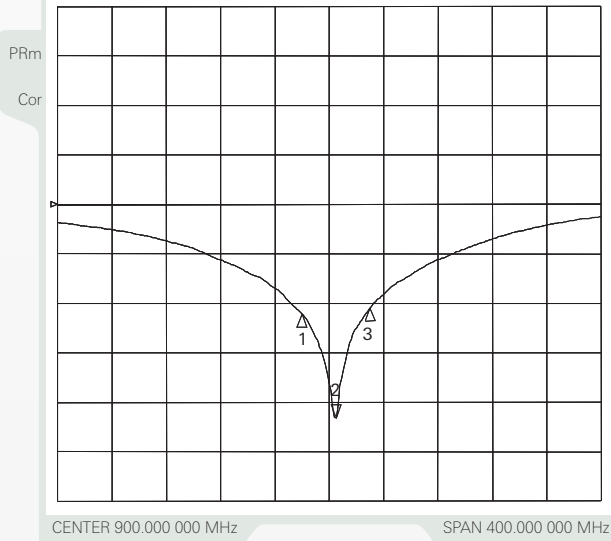
Ceramic Chip Antenna

24 Aug 2006 12:30:11

CH1Markers

- 1. -22.172 dB 1.88000 GHz
- 2. -43.163 dB 1.90500000 MHz
- 3. -20.951 dB 1.93000 GHz

CH1 S11 LOG 10 dB/REF 0 dB



Ceramic Chip Antenna

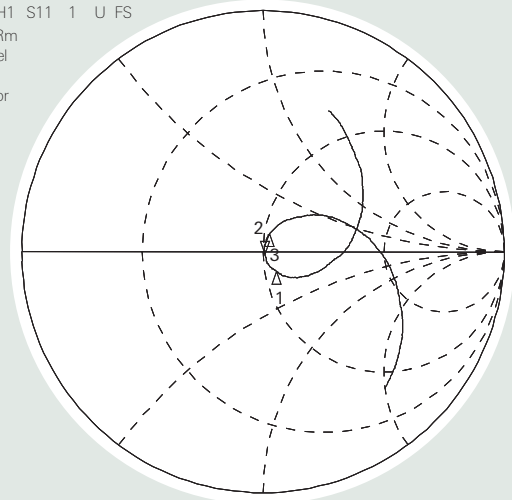
24 Aug 2006 12:31:19

CH1Markers

- 1. 55.0384 Ω -9.0332 Ω 1.88000 GHz
- 2. 50.680 Ω -998.05 m 83.709 pF 1.905.000 000 MHz
- 3. 52.143 Ω 7.8008 Ω 1.93000 GHz

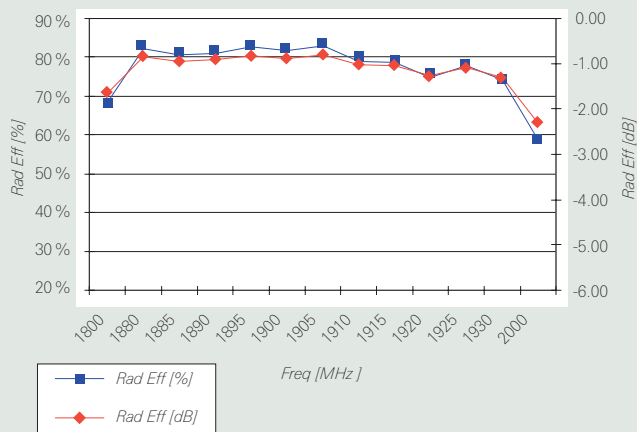
CH1 S11 1 U FS

PRm
Del
Cor

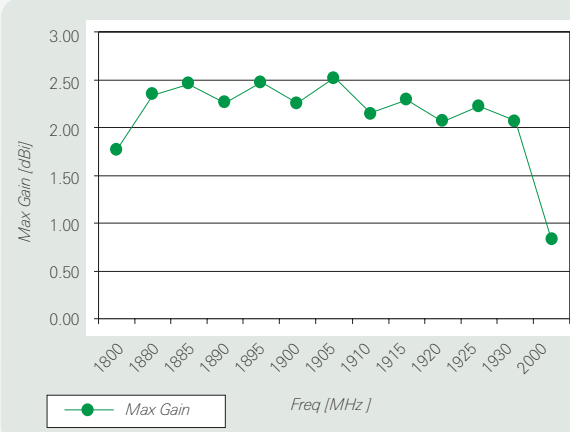


Free space efficiency and maximum gain

DECT 1880-1930 MHz



DECT 1880-1930 MHz



Pulse Finland Oy

Takatie 6

90440 Kempele, Finland

Tel: +358 207 935 500

Fax: +358 207 935 501

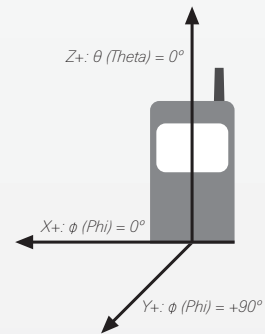
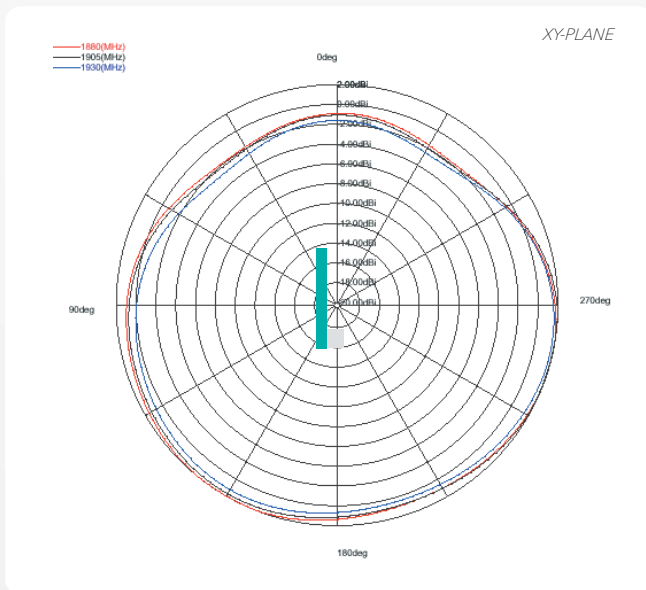
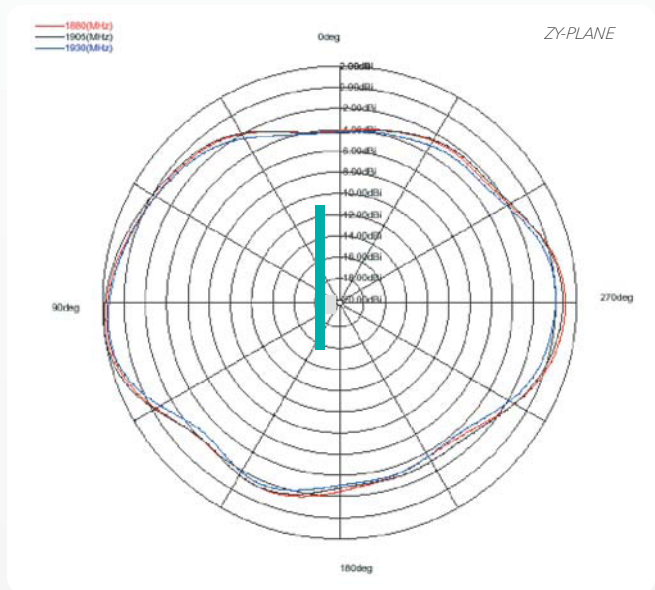
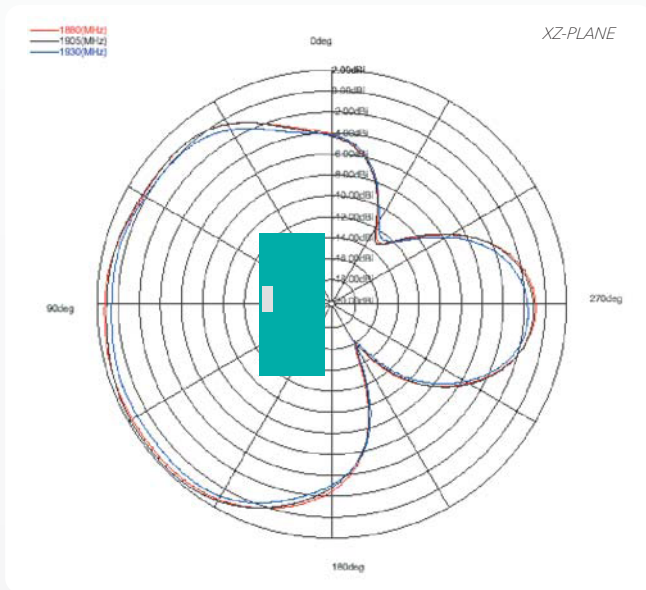
www.pulseeng.com/antennas



1.88-1.93 GHz DECT Ceramic Antenna

Ground cleared under antenna, clearance area 10.80 x 6.25 mm

Typical Free Space Radiation Patterns



Pulse Finland Oy

Takatie 6

90440 Kempele, Finland

Tel: +358 207 935 500

Fax: +358 207 935 501

www.pulseeng.com/antennas



单击下面可查看定价，库存，交付和生命周期等信息

[>>Pulse\(普思\)](#)