









Pulse[®]
A TECHNITROL COMPANY

LAN Product Guide – PC Applications

-  Available for 10/100Base-T and 1000Base-T data rates
-  SMT (surface mount) discrete and THT (through hole) connector modules with integrated magnetics
-  Meets IEEE 802.3 specification

-  Available options: PoE, AutoMDIX, extended temperature, low profile
-  X = extended temp, P = PoE, NL = RoHS compliant, A = AutoMDIX

DESKTOP				LAPTOP / NOTEBOOK			
Gigabit		10/100		Gigabit		10/100	
DISCRETE MAGNETICS				DISCRETE MAGNETICS			
Single H5007NL ^A H5009NL ^A H6062NL ^{P, A}	Dual H5012NL ^A H5014NL ^A H6080NL ^{P, A}	Single H1102NL ^A H2019NL ^{P, A}	Dual H1270NL ^A H2006ANL ^{P, A} H2009NL ^{P, A}	Standard H5007NL ^A H5009NL ^A H6062NL ^{P, A}	Reduced Profile H5015NL ^A H5077NL ^A H5079NL ^A	Standard H1102NL ^A H2019NL ^{P, A}	Low Profile H0020NL H0068ANL ^A H0126NL
CONNECTORS WITH INTEGRATED MAGNETICS				CONNECTORS WITH INTEGRATED MAGNETICS			
1x1 JK0-0036NL ^A JK0654219NL ^A	1x2 JG0-0129NL ^A JG0-0134NL ^A	1x1 J00-0045NL ^A J00-0065NL ^A J1011F21PNL ^A JK0-0025NL ^{P, A}	1x2 J80-0019 ^A J80-0034 ^A J8064D628ANL ^A	1x1 Standard JK0-0036NL ^A JK0654219NL ^A	1x1 Low Profile J0G-0002NL ^A J0G-0009NL ^A	1x1 Standard J00-0045NL ^A J00-0065NL ^A J1011F21PNL ^A JK0-0025NL ^{P, A}	1x1 Low Profile J0G-0007NL ^A
USB/RJ45 COMBO							
10/100 JW0-0009NL	Gigabit JW0-0006NL ^A						



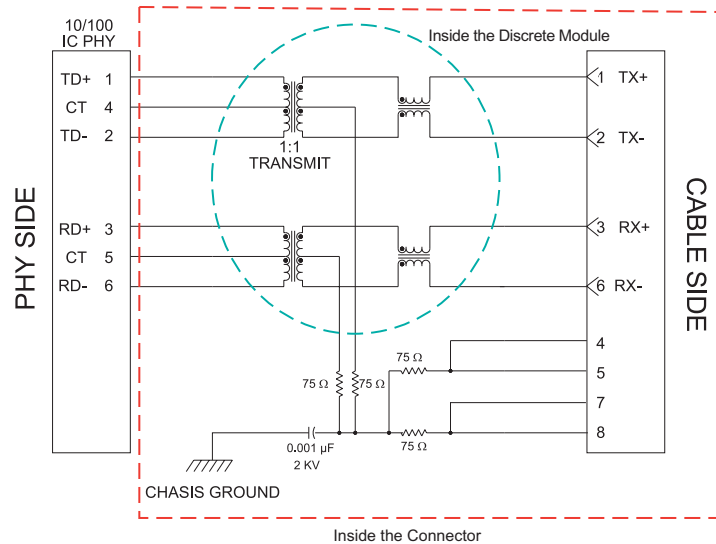


LAN Product Guide – PC Applications

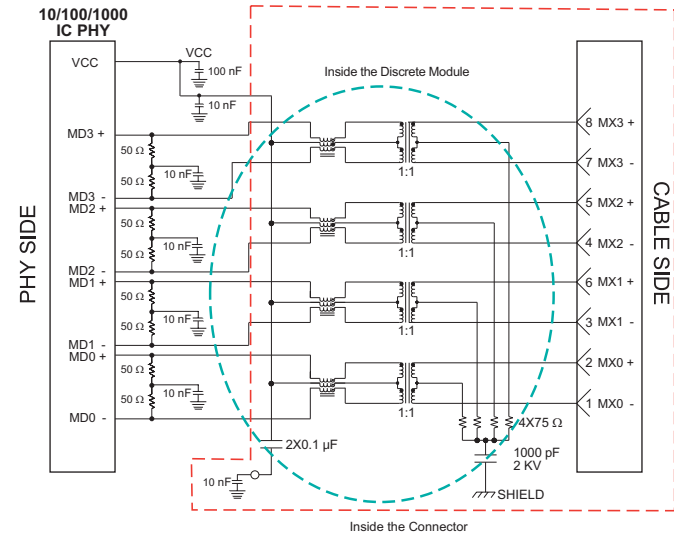
APPLICATION NOTES

- Layering ground planes is advisable. Route connector/discrete module ground pins to chassis/analog ground if possible.
- Keep signal traces from PHY to connector/discrete module as short as possible. If traces exceed 3-4 inches, pay close attention to line impedance imbalance.
- Using BST (75 Ω resistors and high voltage cap to chassis ground) to terminate Cable side CTs is advisable for best EMI performance (included in most connector solutions).
- Follow PHY manufacturer’s application notes for further layout considerations.

10/100 APPLICATION CIRCUIT



GIGABIT APPLICATION CIRCUIT



For More Information:

Pulse Worldwide Headquarters
12220 World Trade Dr.
San Diego, CA 92128
U.S.A.

www.pulseeng.com
Tel: 858 674 8100
Fax: 858 674 8262

Pulse Europe
Einsteinstrasse 1
D-71083 Herrenberg
Germany

Tel: 49 7032 7806 116
Fax: 49 7032 7806 135

Pulse China Headquarters
B402, Shenzhen
Tech-Innovation International
Tenth Kejian Rd.
High-Tech Industrial Park
Nanshan District, Shenzhen
China

Tel: 86 755 33966678
Fax: 86 755 33966700

Pulse North China
Room 1503
XinYin Building
No. 888 YiShan Rd.
Shanghai 200233
China

Tel: 86 21 54643211/2
Fax: 86 21 54643210

Pulse South Asia
150 Kampong Ampat
#07-01/02
KA Centre
Singapore 368324

Tel: 65 6287 8998
Fax: 65 6280 0080

Pulse North Asia
No. 26
Kao Ching Rd.
Yang Mei Chen
Taoyuan Hsien
Taiwan, R. O. C.

Tel: 886 3 4641811
Fax: 886 3 4641911

Performance warranty of products offered on this data sheet is limited to the parameters specified. Data is subject to change without notice. Other brand and product names mentioned herein may be trademarks or registered trademarks of their respective owners. © Copyright, 2007. Pulse Engineering, Inc. All rights reserved.

单击下面可查看定价，库存，交付和生命周期等信息

[>>Pulse\(普思\)](#)