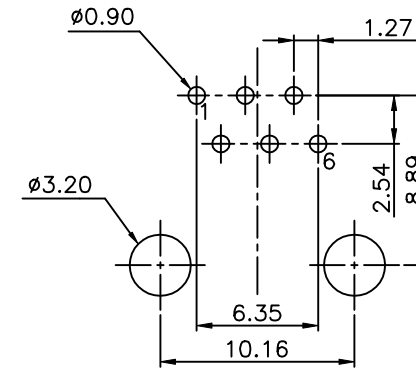
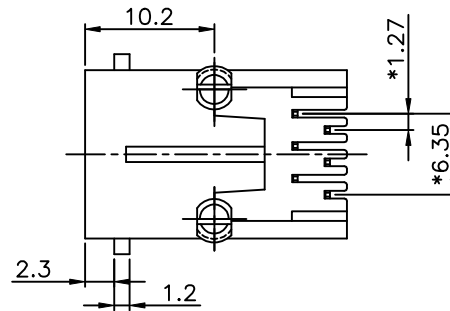
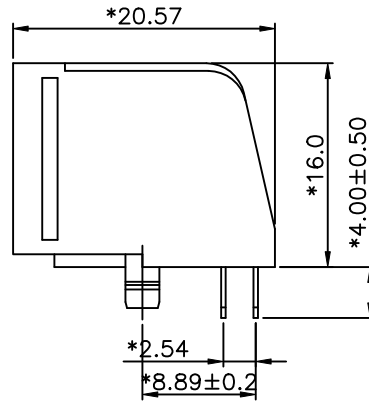
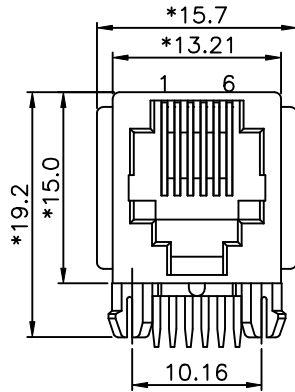


REVISION RECORD				
REV	ECO	DESCRIPTION	DRFT	CHKD



PC Board Layout
Component Side Shown

NOTES:

ELECTRICAL:

- VOLTAGE RATING : 125 VAC RMS MIN.
- CURRENT RATING : 1.5 AMP MIN.
- CONTACT RESISTANCE : 30 MILLIOHMS MAX.
- INSULATION RESISTANCE: 1000 MEGOHMS MIN @ 500 VDC.
- DIELECTRIC STRENGTH : 1000 VAC RMS 60Hz, 1MIN.

MECHANICAL:

- HOUSING MATERIAL : NYLON+30%.G.F(FR52)UL94V-0.
- CONTACT MATERIAL : PHOSPHOR BRONZE t=0.35mm.
- PLATING : 1: CONTACT AREA- SELECTIVE GOLD PLATING.
2: TAILS- PLATED TIN OVER NICKEL.
- OPERATING LIFE : 750 CYCLES MIN.
- PCB RETENTION PRE-SOLDER : 1 LB MIN.
- PCB RETENTION POST-SOLDER: 10 LBS MIN.

ENVIRONMENTAL:

- STORAGE : -40°C TO +85°C.
- OPERATION : 0°C TO 70°C.
- WAVE SOLDER TEMPERATURE: 255°C TO 265°C 5~10 SECOND.

MATES WITH MODULAR PLUG CONFORMING TO
FCC PART 68, SUBPART F.
CUL FILE NO. E163191

PART NUMBER: E576X-000XXX-L

- 2-2C
- 4-4C
- 6-6C
- A-FR52
- 1- 3u"
- 2- 6u"
- 3-15u"
- 4-30u"
- 5-50u"
- 3-W/ PANNEL STOP
- 4-W/O PANNEL STOP

DETACHED LISTS	← MM (INCH) →		DFTO BASS	DATE 12/29/97	FULL RISE ELECTRONIC CO., LTD		
	TOLERANCES EXCEPT AS NOTED		CHKDQIANPU	DATE 2005/3/22			
	MM	±	MFO	DATE	TITLE SIDE ENTRY PCB JACK 6P		
	.0 ±0.20	±	APPVISAMMY	DATE 2005/3/22			
	.00 ±0.15	±	MATERIAL :		DRAWING NO. GE573003_LA		SIZE
.000 ±0.075	±	ANGLES ±		/PART NO. SEE NOTE		A3	
THIRD ANGLE PROJECTION		QT'Y :		DO NOT SCALE DRAWING		REV	
		FINISH :		SHEET X OF Y		0	
		SCALE : 2.5:1					

单击下面可查看定价，库存，交付和生命周期等信息

[>>Pulse\(普思\)](#)