


Internal 5G FR1 FPC Antenna with Cable Assembly

W3435xxxx - 617MHz to 6000MHz



Applications:

- ④ 5G FR1 Antenna
- ④ 3G/4G Compatible
- ④ Adheres to plastic surfaces and foldable for tight spaces
- ④ Challenging RF Environments Demanding:
 - Highest Peak Gain
 - Excellent Radiation Patterns
- ④ Security, Video, Graphics
- ④ IoT, SmartGrid, Meters, Remote Monitoring, Sensor Networks

Electrical Specifications @ 25°C - Operating Temperature -40°C to +85°C

Frequency Bands - 617-6000 MHz

| Antenna Type | Nominal Impedance | Return Loss | Radiation Pattern | Polarization | Power Withstanding |
|--------------|-------------------|---------------------|-------------------|--------------|--------------------|
| FPC | 50Ω | <-5 db | Omni | Vertical | 3W |
| Frequency | 617-960MHz | 1710-2690MHz | | | |
| Gain | 0 dBi | 2.5 dBi | | | |
| Efficiency | 40% | 50% | | | |

Mechanical Specifications

Orderable PN: W3435B0100


| Size - (Dia x Length) | Antenna Color / Material | Connector Type | Cable Type | Cable Length | Fixing System |
|-----------------------|--------------------------|-------------------------|---------------|--------------|---------------|
| 115.8mm x 30.4mm | BLACK FPC | Equivalent of I-PEX MHF | AWG#32 1.13MM | 100MM | 3M 467 Tape |

Notes:

Storage Temperature: -40°C to 85°C
Other connector types and custom cable lengths are available upon request

Mechanical

W3435xxxx



Dimensions: $\frac{\text{Inches}}{\text{mm}}$

Unless otherwise specified, all tolerances are $\pm \frac{.010}{0,25}$


Internal 5G FR1 FPC Antenna with Cable Assembly

W3435xxxx - 617MHz to 6000MHz

Test Setup

W3435xxxx

RF parameter testing is done when antenna is mounted on 2 mm thick plastic plate.

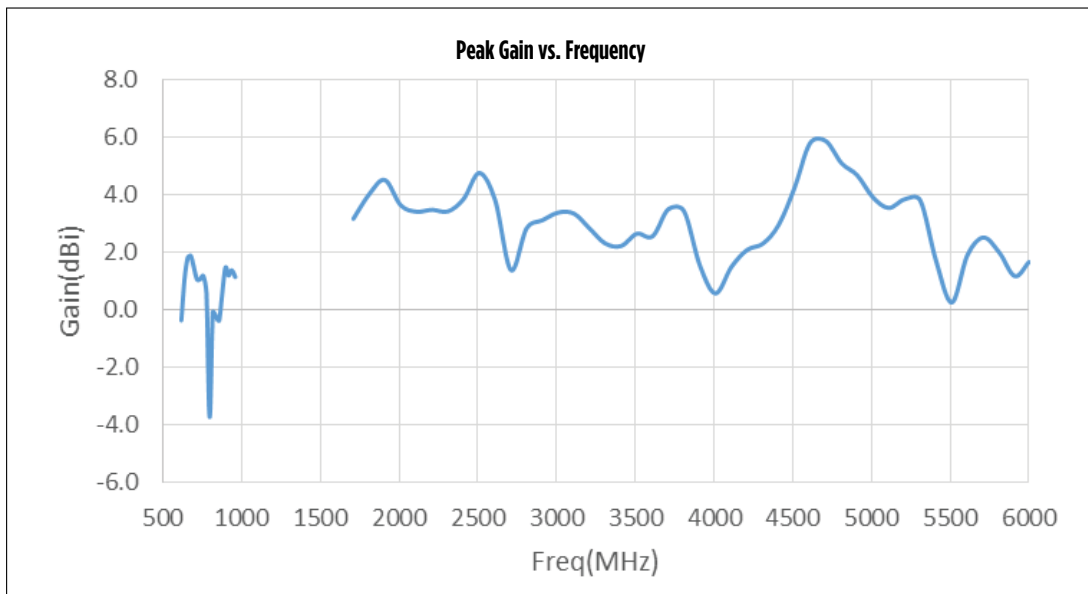
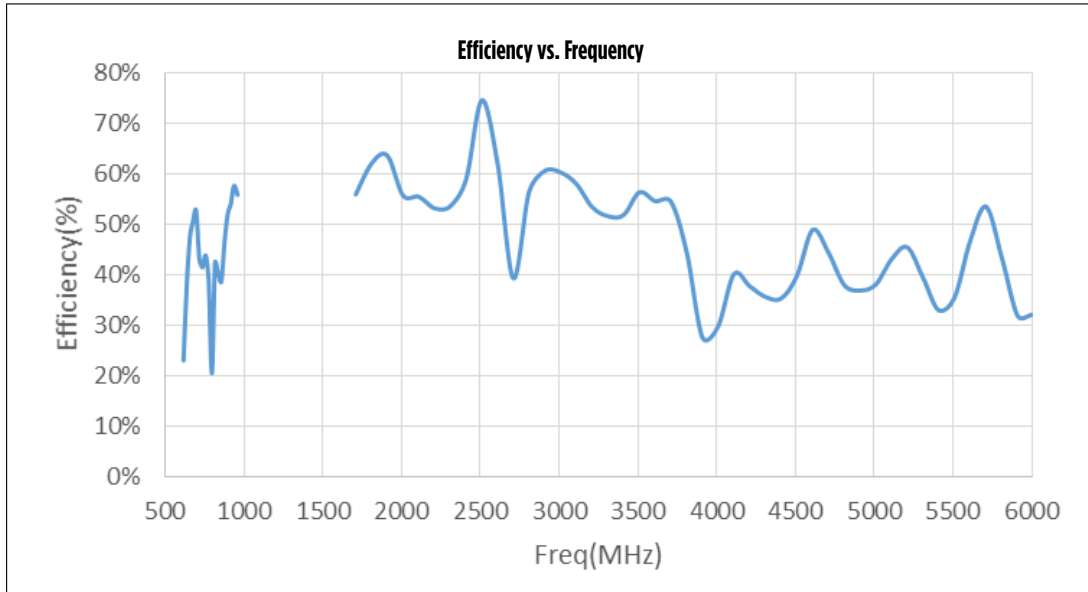


Internal 5G FR1 FPC Antenna with Cable Assembly

W3435xxxx - 617MHz to 6000MHz

Charts

W3435xxxx

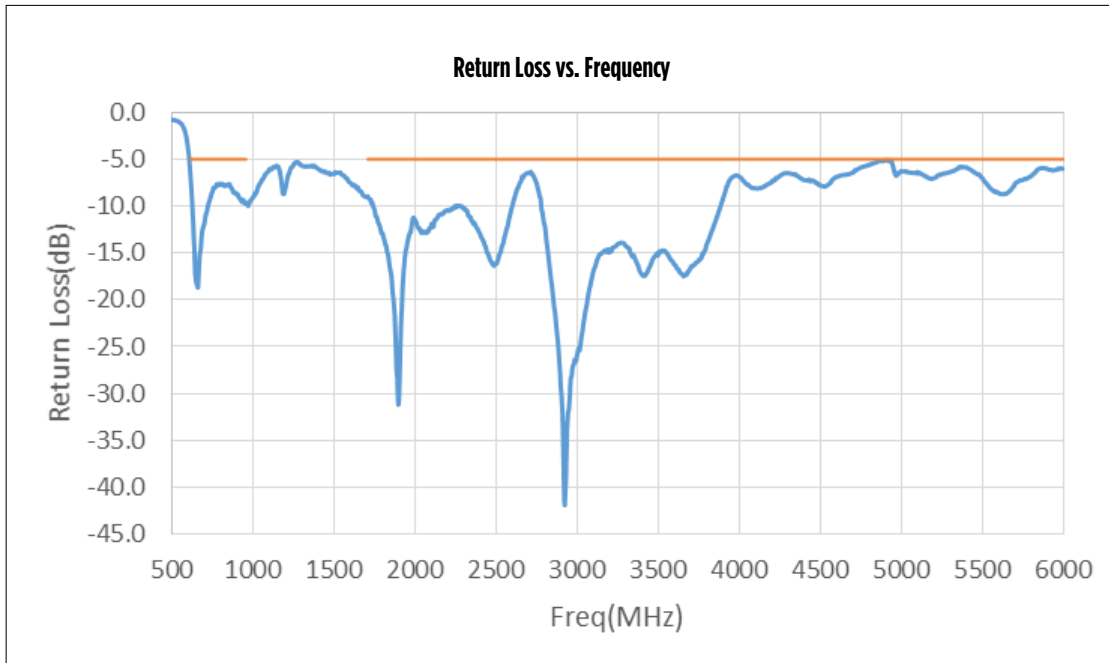


Internal 5G FR1 FPC Antenna with Cable Assembly

W3435xxxx - 617MHz to 6000MHz

Charts

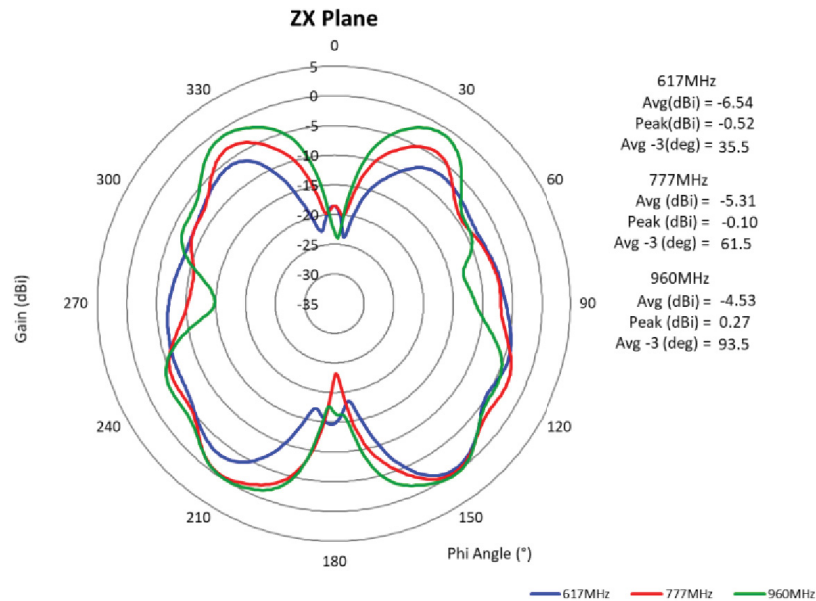
W3435xxxx



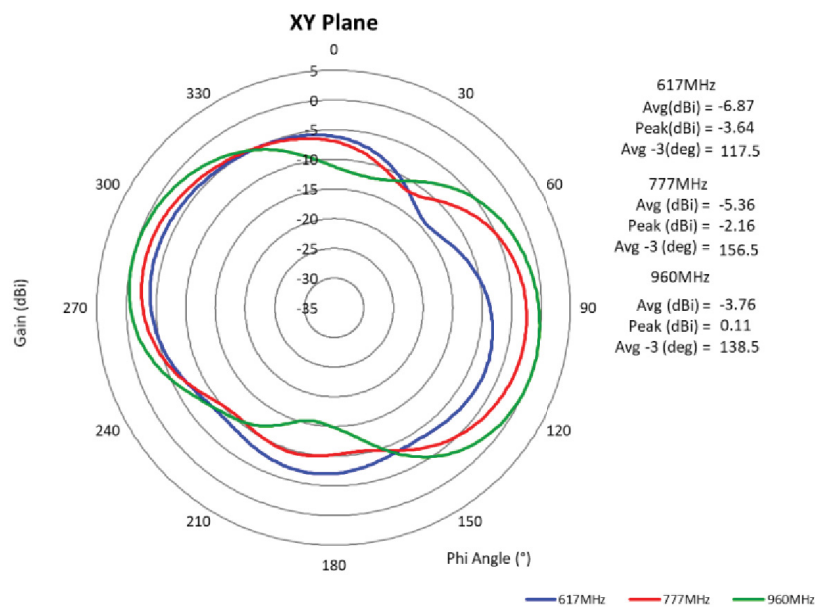
Radiation Patterns Charts

617MHz - 960MHz

Elevation Plane



Azimuth Plane

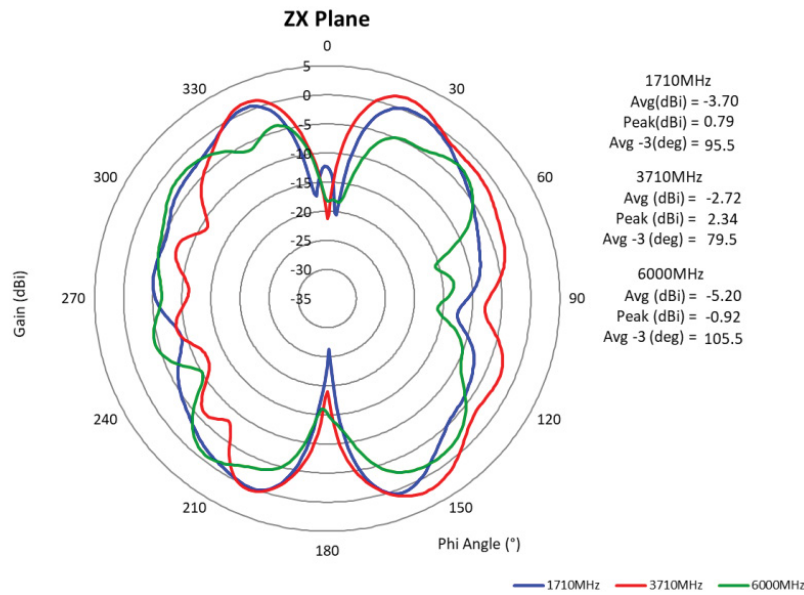


W3435xxxxx - 617MHz to 6000MHz

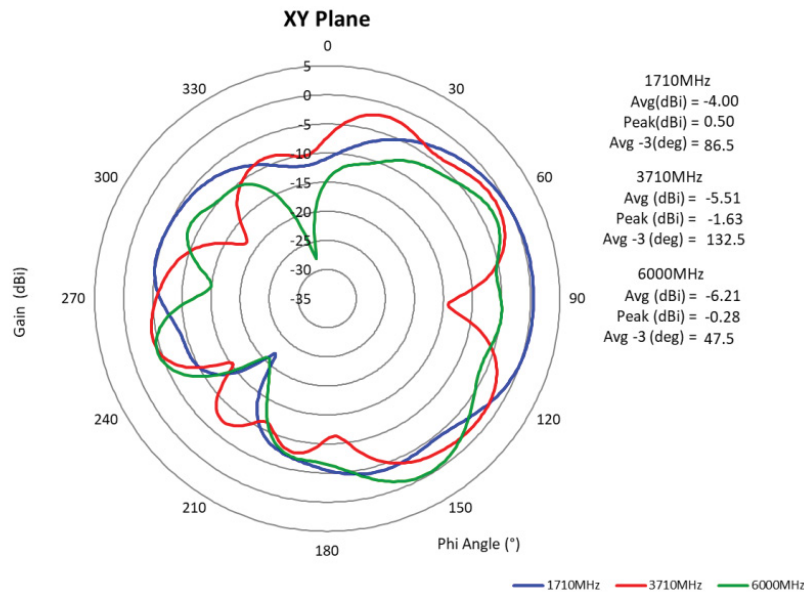
Radiation Patterns Charts

1710MHz - 2690MHz

Elevation Plane



Azimuth Plane



Internal

5G FR1 FPC Antenna with Cable Assembly

W3435xxxxx - 617MHz to 6000MHz

PACKAGING

W3435xxxxx

10pcs antenna per PE bag
10pcs PE bags per form bag
12pcs form bag per package box
Total 1200pcs per package box
Package box: 4600mm*235mm*140mm

For More Information:

Americas - antennas.us@pulseelectronics.com | Europe - antennas.eu@pulseelectronics.com | Asia - antennas.as@pulseelectronics.com | Questions? +1-800-ANTENNA

Performance warranty of products offered on this data sheet is limited to the parameters specified. Data is subject to change without notice. Other brand and product names mentioned herein may be trademarks or registered trademarks of their respective owners. © Copyright, 2020. Pulse Electronics, Inc. All rights reserved.

单击下面可查看定价，库存，交付和生命周期等信息

[>>Pulse\(普思\)](#)