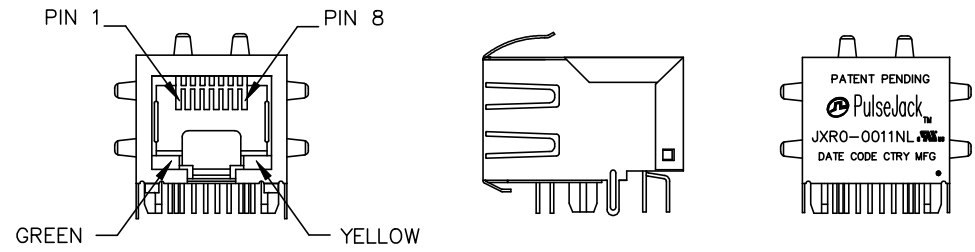




NOTES:

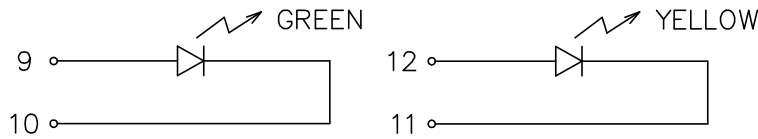
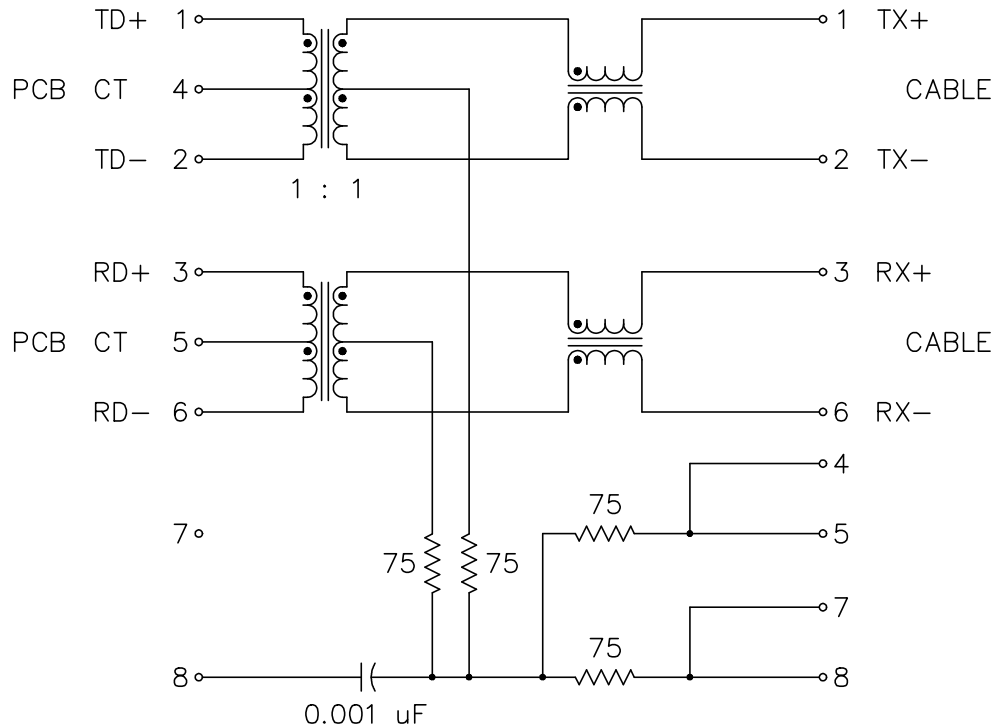
1. ROHS COMPLIANT
2. PLASTIC HOUSING: THERMOPLASTIC MATERIAL WITH FLAMMABILITY RATING UL 94V-0 OR BETTER.
3. CONTACTS PLATING: 15 MICRO-INCH GOLD PLATING.
4. CONTACTS BASE MATERIAL: PHOSPHOR BRONZE
5. UNDER PLATING: 50u INCHES NICKEL
6. SOLDER TAIL PLATING : 120 uINCHES 100% TIN, MATTE FINISH.
7. METAL SHIELD: NICKEL PLATING ON COPPER ALLOY.
8. JACK CAVITY CONFORMS TO FCC PART 68 SUBPART.
9. PCB PLATING: ENIG
10. STORAGE TEMPERATURE: -50°C TO +125°C
11. COMPLIANCE TO J-STD:
 - A. J-STD-002: SOLDERABILITY AT 245°C DIP AND LOOK TEST
 - B. J-STD-020: LEVEL 1, NO MOISTURE SENSITIVE
 - C. REFLOW PROFILE PEAK TEMPERATURE 245°C MAX/8 SECONDS



FINAL OUTLINE

© Copyright, 2018. Pulse Electronics Corp. All rights reserved. Pulse confidential & proprietary. (07/24/18)

PRODUCT DESCRIPTION	TLA DRAWING	PS DRAWING	SHEET	PART NO.	DATASHEET REV.
CONN,RJ45,1X1,100D,1:1,TM	JXR0-0011NL-12	PS-2163.001-G	1 OF 4	JXR0-0011NL	A



SCHEMATIC

ELECTRICAL CHARACTERISTICS AT +25°C UNLESS OTHER SPECIFIED
(FOR REFERENCE ONLY. USED FOR CUSTOMER INFORMATION.)

PARAMETER	SPECIFICATIONS		
OPERATING TEMP	-40°C TO +85°C		
TURNS RATIO	1.00 ± 2%		
POLARITY	PER SCHEMATIC		
INSERTION LOSS	100 KHz	1-125 MHz	
	-1.2 dB MAX	-0.2-0.002*f ^{1.4} dB MAX	
RETURN LOSS (Z OUT = 100 OHM±15%)	.1-30 MHz	30-60 MHz	60-80 MHz
	-16 dB MIN	-10+20*LOG ₁₀ (f/60 MHz) dB MIN	-10 dB MIN
	(MEASURED AT 100 KHz, 100 mVRMS) (AND WITH 8 mA DC BIAS)		
INDUCTANCE (OCL) (MEDIA SIDE, -40°C~+85°C)	1 MHz	10-100 MHz	
	350 uH MIN	-50+17*LOG ₁₀ (f/10) dB MIN	
CROSSTALK, ADJACENT CHANNELS	2 MHz	30-200 MHz	
	-50 dB MIN	-15+20*LOG ₁₀ (f/200) dB MIN	
COMMON MODE REJECTION RATIO	.60 OHMS MAX		
	±.065 OHMS MAX (CENTER TAP SYMMETRY)		
DC RESISTANCE 1/2 WINDING	2250 VDC MIN @ 60 SECONDS		
DC RESISTANCE IMBALANCE			
INPUT - OUTPUT ISOLATION			

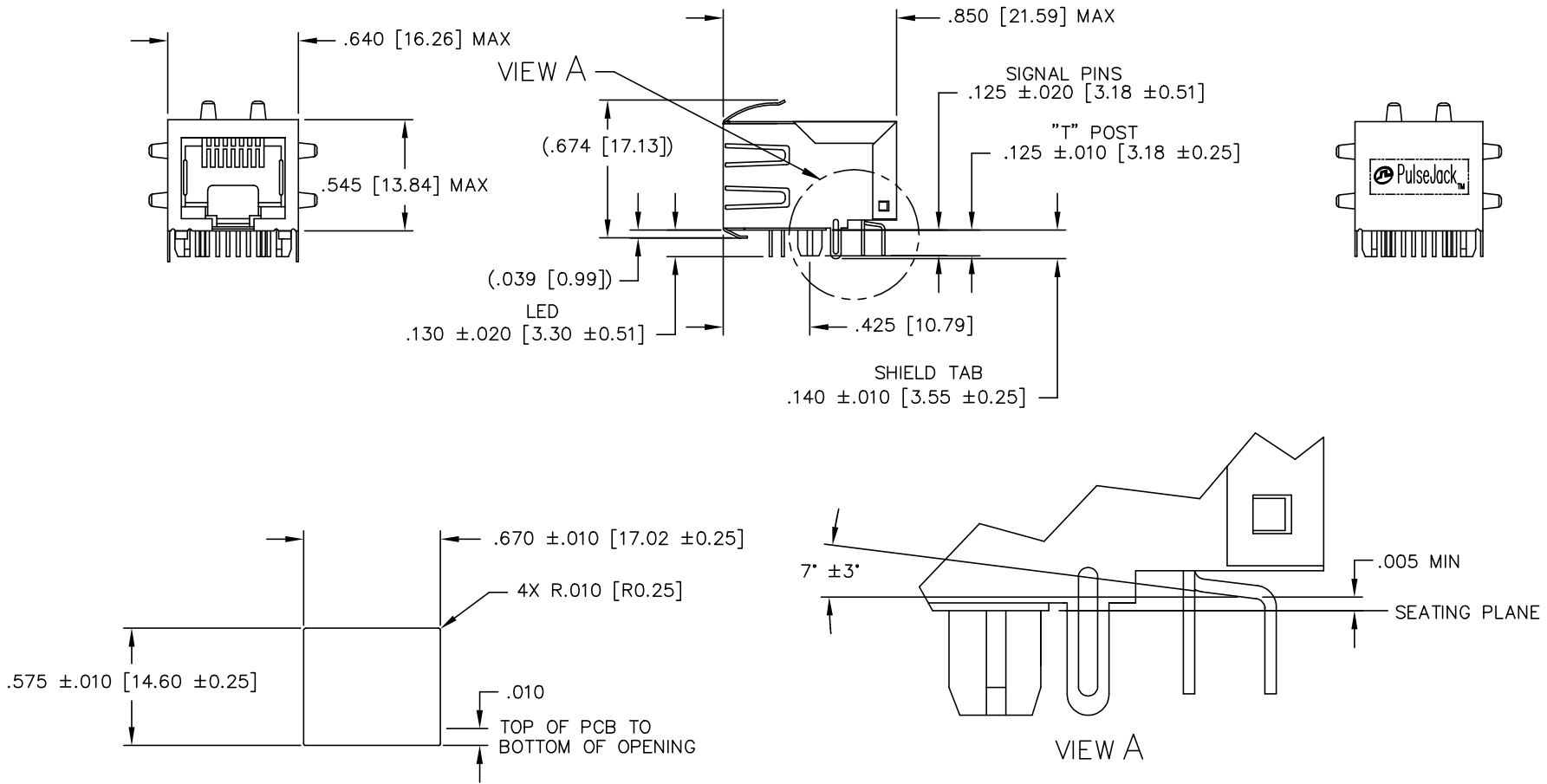
NOTE: f IS FREQUENCY IN MHz.

EMMITTED COLOR	GREEN	YELLOW
WAVELENGTH (nm)	565 nM	590 nM
BRIGHTNESS (mCD)	1.8 TO 6 TYP. @ 10mA	1.8 TO 4 TYP. @ 10 mA
VIEWING ANGLE	110°	110°
POWER DISSIPATION (Pd)	105 mW MAX	105 mW MAX
PEAK FORWARD CURRENT (10 us PULSE)	140 mA MAX	140 mA MAX
FORWARD VOLTAGE (Vf)	2.2 TO 2.5 V	2.15 V TYP

NOTE: PER VENDOR'S SPECIFICATIONS

© Copyright, 2018. Pulse Electronics Corp. All rights reserved. Pulse confidential & proprietary. (07/24/18)

PRODUCT DESCRIPTION	TLA DRAWING	PS DRAWING	SHEET	PART NO.	DATASHEET REV.
CONN,RJ45,1X1,100D,1:1,TM	JXR0-0011NL-12	PS-2163.001-G	2 OF 4	JXR0-0011NL	A

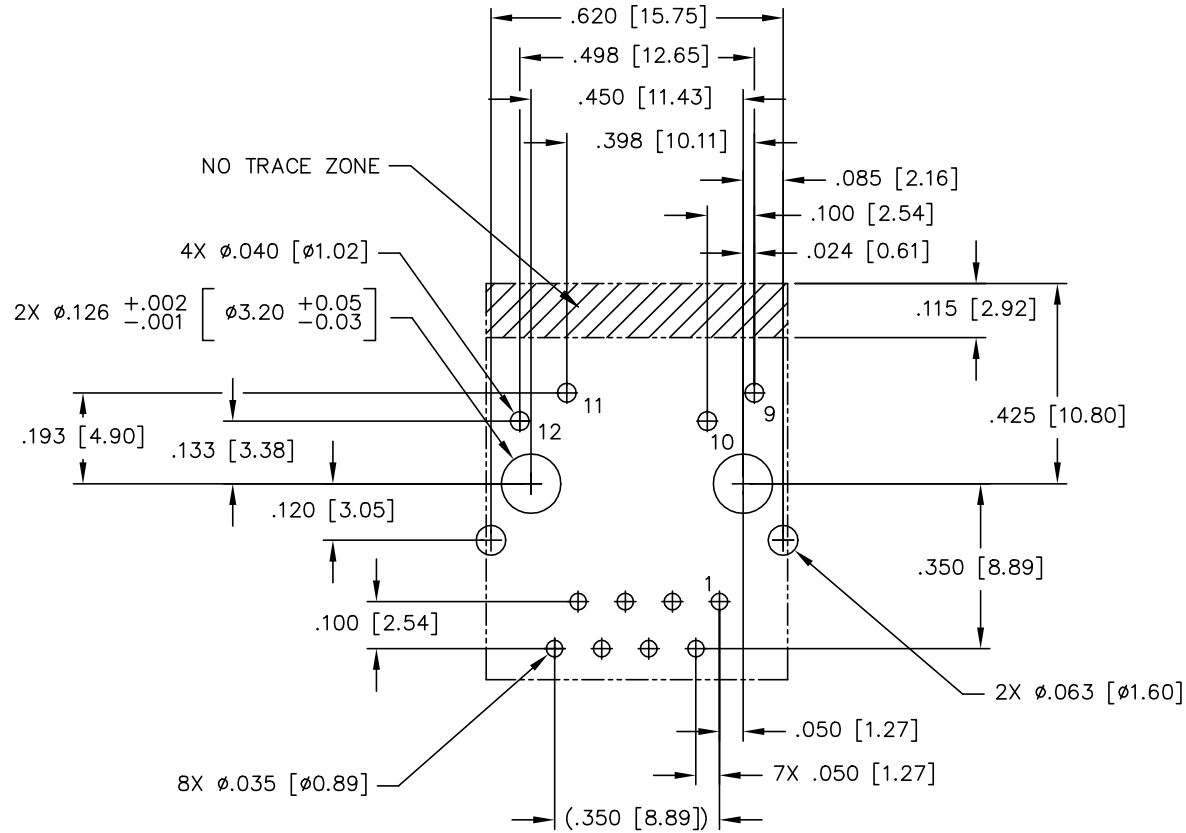


RECOMMENDED PANEL CUTOUT

DIMENSIONS ARE IN INCHES [MILLIMETERS] WITH THE FOLLOWING TOLERANCES: [MILLIMETERS] ARE FOR REFERENCE ONLY.
.XX= $\pm .02 [\pm 0.5]$
.XXX= $\pm .010 [\pm 0.25]$

© Copyright, 2018. Pulse Electronics Corp. All rights reserved. Pulse confidential & proprietary. (07/24/18)

PRODUCT DESCRIPTION	TLA DRAWING	PS DRAWING	SHEET	PART NO.	DATASHEET REV.
CONN,RJ45,1X1,100D,1:1,TM	JXR0-0011NL-12	PS-2163.001-G	3 OF 4	JXR0-0011NL	A



SUGGESTED PC BOARD LAYOUT VIEWED FROM COMPONENT SIDE
PCB LAYOUT DIMENSIONS TO BE ± 0.002 UNLESS OTHERWISE SPECIFIED
SCALE: 4/1

DIMENSIONS ARE IN INCHES [MILLIMETERS] WITH THE FOLLOWING
TOLERANCES: [MILLIMETERS] ARE FOR REFERENCE ONLY.
.XX= ± 0.02 [± 0.5]
.XXX= ± 0.010 [± 0.25]

© Copyright, 2018. Pulse Electronics Corp. All rights reserved. Pulse confidential & proprietary. (07/24/18)

PRODUCT DESCRIPTION	TLA DRAWING	PS DRAWING	SHEET	PART NO.	DATASHEET REV.
CONN,RJ45,1X1,100D,1:1,TM	JXR0-0011NL-12	PS-2163.001-G	4 OF 4	JXR0-0011NL	A

单击下面可查看定价，库存，交付和生命周期等信息

[>>Pulse\(普思\)](#)