

DATA SHEET

WIRELESS COMPONENTS

PCB type antenna

ANTX100P011B50003

5.150 ~ 5.875 GHz



FEATURES & BENEFITS

- The smallest PCB antenna in the market
- Miniature design allows users to save required space
- Double-side adhesive tape makes it easy to instal in device
- Ranges of types of connector and cable provide a flexible design options
- Halogen free and RoHS compliant

APPLICATIONS

- Tablet / Desktop PC
- Internet TV / STB / Game console / Camera
- WiFi network devices (IEEE 802.11b/g/n)
- Bluetooth / ZigBee devices
- Car Infotainment
- Smart meter
- Lighting control
- POS terminal
- Wireless Industrial Control

ORDERING INFORMATION – GLOBAL PART NUMBER, PHYCOMP CTC & 12NC

All part numbers are identified by the series, packing type, material, size, antenna type, working frequency and packing quantity.

**YAGEO BRAND ordering code
GLOBAL PART NUMBER (PREFERRED)**

ANT X100 P 011 B 5000 3
(1) (2) (3) (4) (5) (6) (7)

(1) FAMILY

ANT = Antenna products

(2) CONNECTOR & CABLE LENGTH (MM)

X = I-PEX
100 = 100mm

(3) ANTENNA TYPE

P=PCB

(4) SERIAL NUMBER

011 = SERIAL NUMBER 011

(5) PACKAGE TYPE

B = Bulk

(6) WORKING FREQUENCY

5000 = 5.150 ~ 5.875 GHz

(7) CABLE TYPE

3 = 1.13mm diameter Mini-Coaxial Cable

SPECIFICATIONS

Table 1

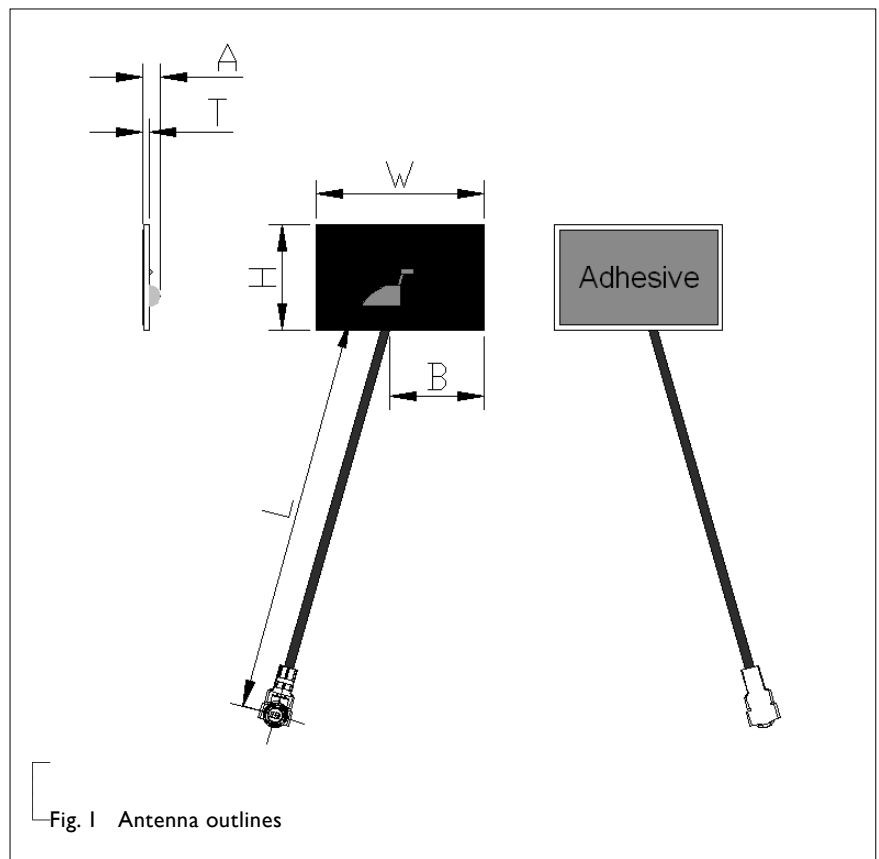
DESCRIPTION	VALUE
Working Frequency	5.150 ~ 5.875 GHz
VSWR	2.5:1 max
Peak Gain	3.2 dBi
Polarization	Linear
Radiation Pattern	Omni-directional
Impedance	50 Ω Nominal
Operating Temperature	- 40 °C to 85 °C
Maximum Power	1 W
PCB Dimension	16mm x 10mm x 0.55mm
Radio Connector	I-PEX (20278-112R-13)
Cable Diameter / Length / Color	1.13mm / 100mm / Black
Mounting	Adhesive Tape (HF-DS)

DIMENSIONS

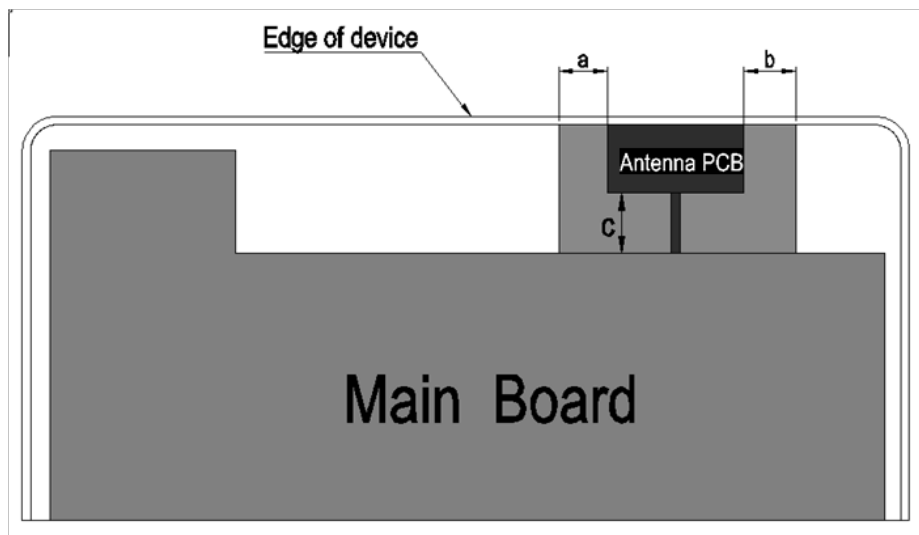
Table 2 Mechanical Dimension

DIMENSION	VALUE
L (mm)	100 ±3.00
W (mm)	16 ± 0.30
H (mm)	10 ± 0.30
T (mm)	0.55 ± 0.15
A (mm)	2.30 Max

OUTLINES



APPLICATION INSTRUCTION



Antenna element should be placed at the edge of device, has minimum clearance from metallic object:
 A: 10 mm Min
 B: 10 mm Min
 C: 10 mm Min

Fig. 2 Application Instruction

RETURN LOSS & VSWR

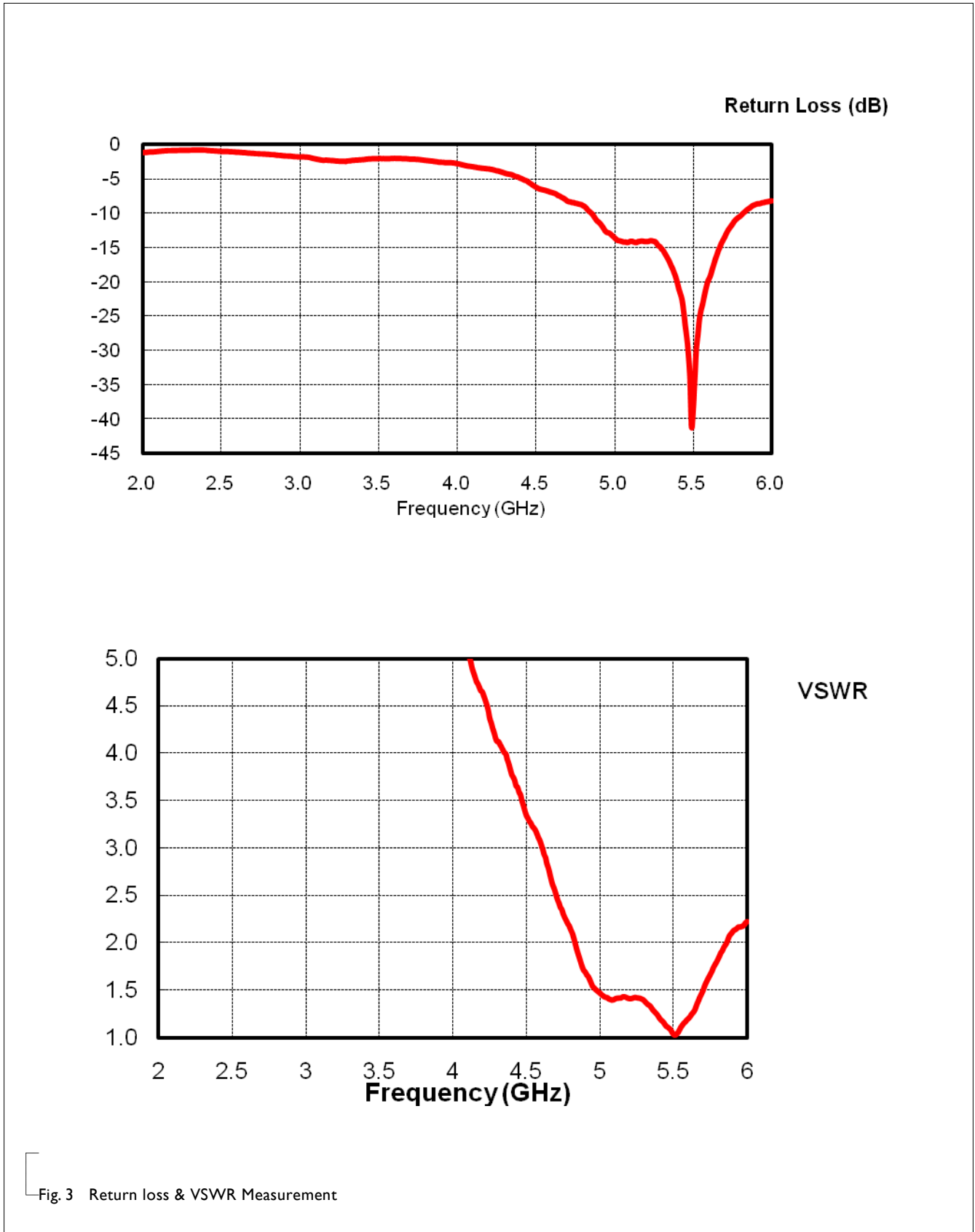


Fig. 3 Return loss & VSWR Measurement

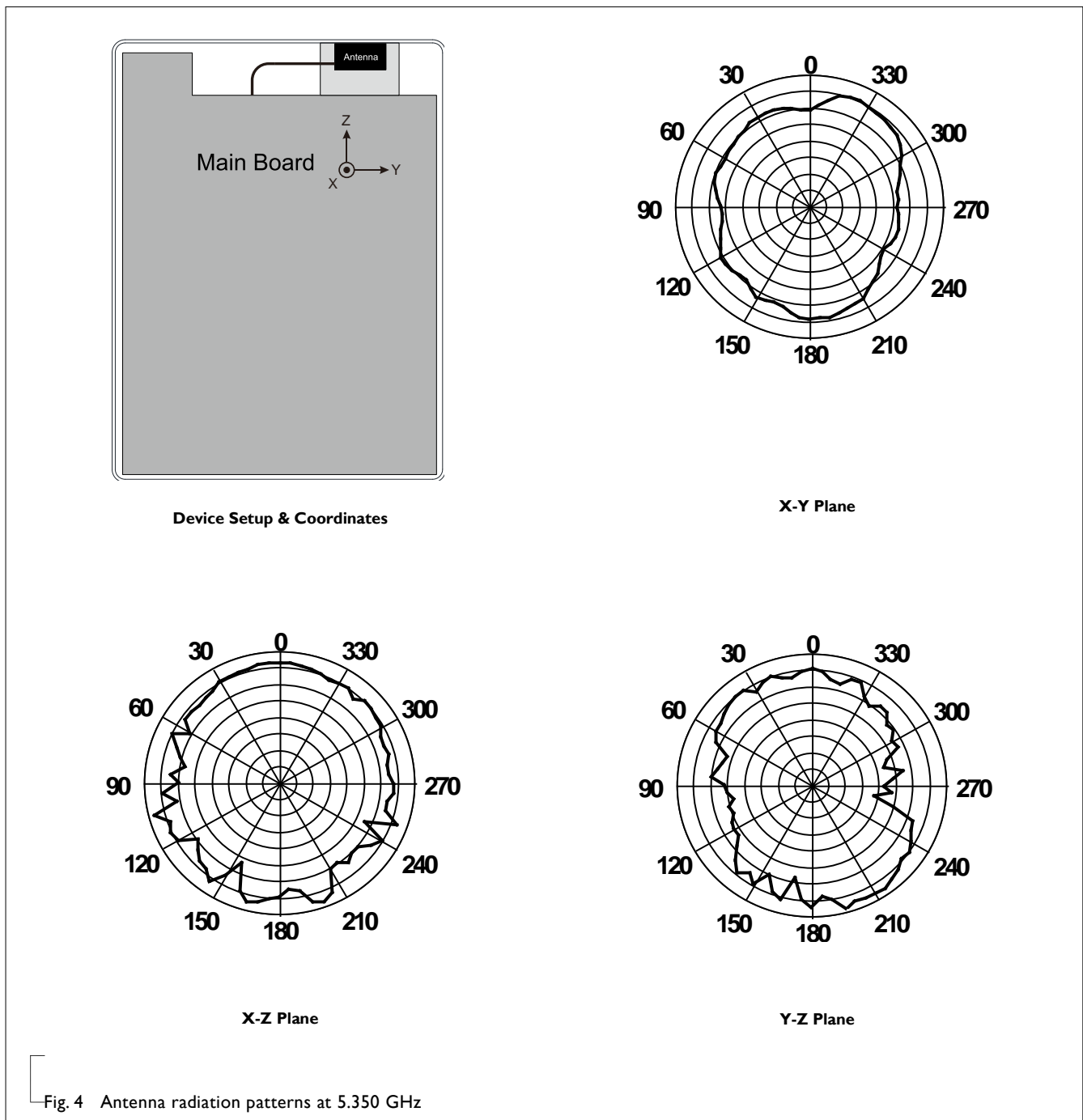
ANTENNA GAIN & EFFICIENCY

Table 3

FREQUENCY (GHz)	AVERAGE GAIN (dBi)	EFFICIENCY (%)	PEAK GAIN (dBi)
5.150	-1.8	66.0	3.2
5.350	-1.9	64.6	2.6
5.475	-1.7	67.9	1.1
5.725	-2.2	60.3	1.3
5.875	-2.5	56.2	1.1

ANTENNA RADIATION PATTERNS

Scale: 5 dBi / div Max : 5 dBi Min : -25 dBi



REVISION HISTORY

REVISION	DATE	CHANGE NOTIFICATION	DESCRIPTION
Version 1	Apr. 24, 2015	-	- Application instruction Update
Version 0	Dec. 05, 2014	-	- New data sheet for PCB type antenna, 5.150 ~ 5.875 GHz

单击下面可查看定价，库存，交付和生命周期等信息

[>>Pulse\(普思\)](#)