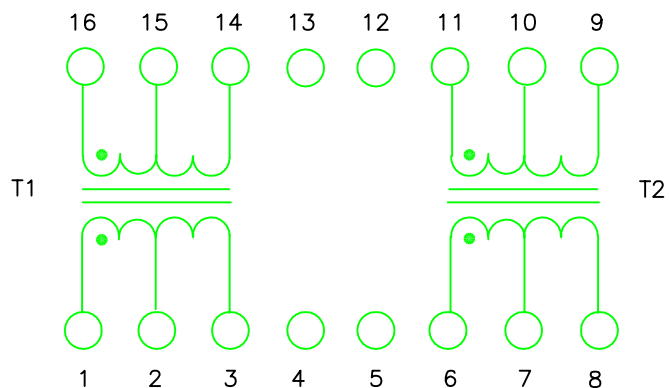



E2457NL

NOTICE: THE INFORMATION AND DESIGN CONTAINED HEREIN IS THE PROPERTY OF PULSE WHO RESERVES ALL RIGHTS THERETO.

FINAL OUTLINE NOTES:
CHECK DIMENSIONS PER PACKAGE SPECIFICATION ITEM 10.



SCHEMATIC

Electrical @ 25°C

PARAMETER	SPECIFICATIONS
URNS RATIO	(1-3) : (14-16) = 1CT:1CT ±1% (6-8) : (9-11) = 1CT:1.414CT ±5%
CAPACITANCE WINDING TO WINDING	12 pF MAX (AT 100 KHz 20 mVRMS)
DC RESISTANCE	0.3 OHMS MAX
LEAKAGE INDUCTANCE	0.2 uH MAX
INPUT - OUTPUT ISOLATION	1500 VRMS MIN @ 60 SECONDS

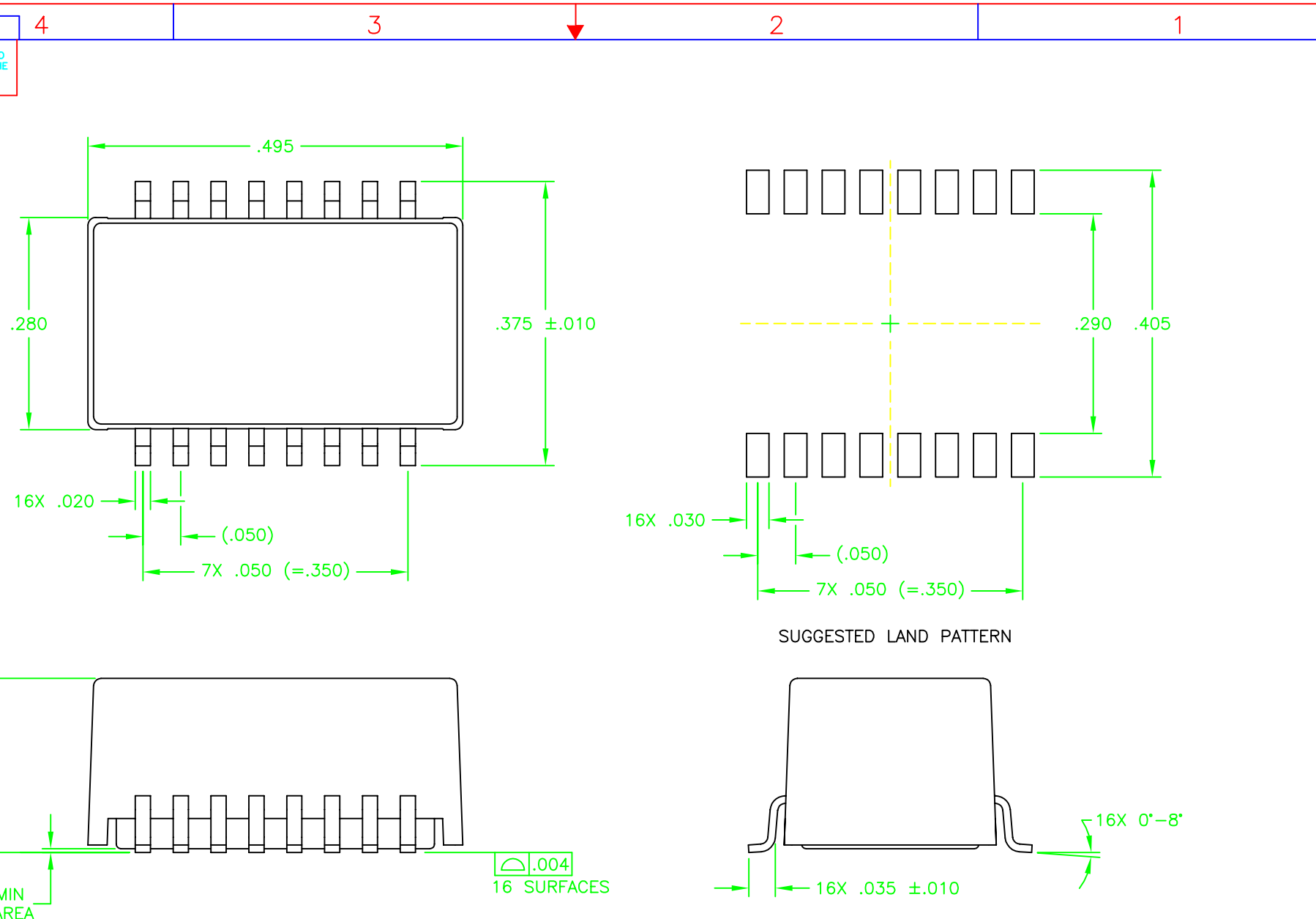
UNLESS OTHERWISE SPECIFIED, ALL DIMENSIONS ARE IN INCHES TOLERANCES ARE:

DECIMALS ANGLES
.XX ±.01 ± 1°
.XXX ±.005

DO NOT SCALE DRAWING

SIZE	CAGE CODE	DWG. NO.	REV.
B01961		E2457NL	P1
SCALE	CADD FILE		SHEET
NONE		E2457NL-1	1 OF 2

E2457NL
 NOTICE: THE INFORMATION AND DESIGN CONTAINED HEREIN IS THE PROPERTY OF PULSE WHO RESERVES ALL RIGHTS THERETO.



SUGGESTED LAND PATTERN

UNLESS OTHERWISE SPECIFIED, ALL DIMENSIONS ARE IN INCHES. TOLERANCES ARE:		SIZE	GAGE CODE	DWG. NO.	REV.
DECIMALS	ANGLES	B01961		E2457NL	P1
.XX ±.01	± 1°	SCALE	NONE	CADD FILE	E2457NL-2
.XXX ±.005		SHEET 2 OF 2			
DO NOT SCALE DRAWING					

120C12004

单击下面可查看定价，库存，交付和生命周期等信息

[>>Pulse\(普思\)](#)