


SMT Current Sense Transformers

PAS6322.XXXNLT



- Ⓟ **Height:** 7mm Max
- Ⓟ **Footprint:** 12.8mm x 20.5mm Max
- Ⓟ **Current Rating:** up to 50A
- Ⓟ **Inductance Range:** 20kHz to 1MHz
- Ⓟ **Insulation:** Reinforced, 10mm creepage
- Ⓟ **Isolation:** 5kv DC, 6s

Electrical Specifications @ 25°C - Operating Temperature -40°C to +130°C

Part Number	Turns Ratio	Current ² Rating	Secondary Inductance (mH MIN)	DCR (mΩ MAX)		Hipot (V _{RMS})
				Primary (8-7)	Secondary (1-3)	
PAS6322.030NLT	1:30	50	0.40	0.5	240	3500
PAS6322.050NLT	1:50		1.1	0.5	600	3500
PAS6322.100NLT	1:100		4.5	0.5	2600	3500
PAS6322.125NLT	1:125		7	0.5	4200	3500
PAS6322.150NLT	1:150		10	0.5	6000	3500
PAS6322.200NLT	1:200		17.5	0.5	12000	3500

Notes:

- The temperature of component (ambient temperature plus temperature rise) must be within the specified operating temperature range.
- The maximum current rating is based upon temperature rise of the component and represents the DC current which will cause a typical temperature rise of 40°C with no airflow.
- To calculate value of terminating resistor (Rt) use the following formula:

$$R_t (W) = V_{ref} * N / (I_{peak_primary})$$
- The peak flux density of the device must remain below 2000 Gauss. To calculate the peak flux density for uni-polar current use following formula:

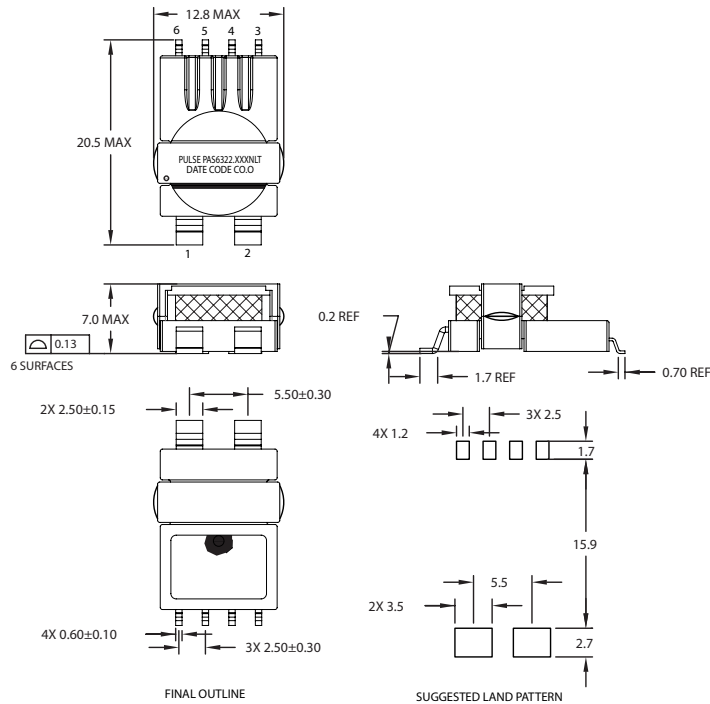
$$B_{pk} = 18.2 * V_{ref} * (Duty_Cycle_Max) * 10^5 / (N * Freq_kHz)$$

* for bi-polar current applications divide Bpk (as calculated above) by 2.
- Optional Tape & Reel packaging can be ordered by adding a "T" suffix to the part number (i.e. PAS6322.XXXNL becomes PAS6322.XXXNLT). Pulse complies to industry standard tape and reel specification EIA481.
- The "NL" suffix indicates an RoHS-compliant part number. Non-NL suffixed parts are not necessarily RoHS compliant, but are electrically and mechanically equivalent to NL versions. If a part number does not have the "NL" suffix, but an RoHS compliant version is required, please contact Pulse for availability.
- This design complies with basic insulation according to EC60664/ IEC60590-1/IEC61558-1/-2-16 for a working voltage up to 500Vrms and with reinforced insulation according to IEC60664/IEC60950-1 for working voltage up to 300Vrms Application condition: OVC II, Pollution degree 2, Material Group 3, Altitude up to 2km.

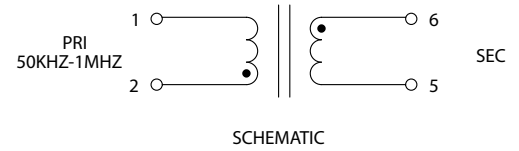
SMT Current Sense Transformers

PAS6322.XXXNLT

Mechanical



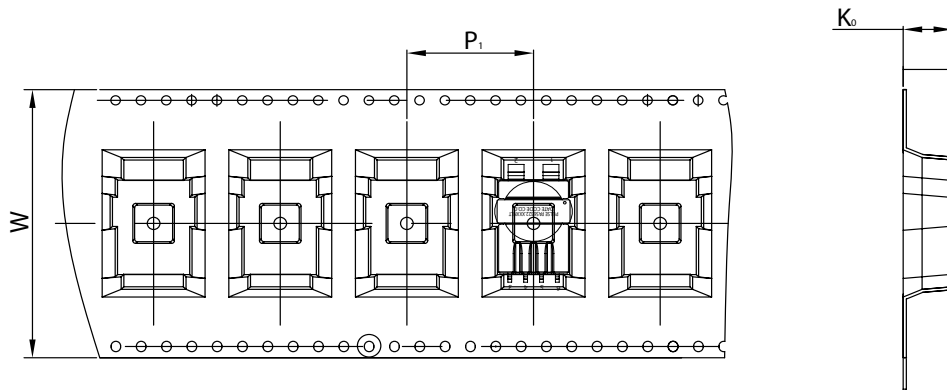
Schematic



Weight2 grams
Tape & Reel350 pcs/reel

Dimensions: $\frac{\text{Inches}}{\text{mm}}$
Unless otherwise specified,
all tolerances are: $\pm \frac{0.10}{0.25}$

TAPE & REEL INFO



SURFACE MOUNTING TYPE, REEL/TAPE LIST

PART NUMBER	TAPE SIZE (mm)			QTY PCS/REEL
	P ₁	W	K ₀	
PAS6322.XXXNLT	20	40	7.5	350

For More Information:

Americas - prodinfo_power_americas@pulseelectronics.com | Europe - prodinfo_power_emea@pulseelectronics.com | Asia - prodinfo_power_asia@pulseelectronics.com

Performance warranty of products offered on this data sheet is limited to the parameters specified. Data is subject to change without notice. Other brand and product names mentioned herein may be trademarks or registered trademarks of their respective owners. © Copyright, 2020. Pulse Electronics, Inc. All rights reserved.

单击下面可查看定价，库存，交付和生命周期等信息

[>>Pulse\(普思\)](#)