

SMT Power Inductors

Power Beads - PA5119.XXXNLT & PA5120.XXXNLT Series



- Ⓢ Compatible with Picor® Cool-Power®
- Current Rating:** Over 42A_{pk}
- Ⓢ **Inductance Range:** 0.42uH to 1.5uH
- Ⓢ **Height:** 5.0mm Max (PA5119) and 6.9mm Max (PA5120)
- Ⓢ **Footprint:** 12.7mm x 10.2mm Max (PA5119)
17.8mm x 14.4mm Max (PA5120)

Electrical Specifications @ 25°C — Operating Temperature -40°C to +130°C⁷

Part Number	Inductance ¹ @ 0A _{DC} (uH ±10%)	Inductance ² @ I _{rated} (uH TYP)	I _{rated} ³ (ADC)	DCR ⁴ (mΩ ±10%)	Saturation Current ⁵ (A TYP)		Heating Current ⁶ (A TYP)
					25°C	125°C	
PA5119 Series (12.7 x 10.2 x 5.0mm Max)							
PA5119.421NLT	0.42	0.42	16	3.15	42	38	16
PA5119.901NLT	0.90	0.90	14	4.60	28	25	14
PA5119.152NLT	1.50	1.50	12	6.00	21	20	12
PA5120 Series (17.8 x 14.4 x 6.9 mm Max)							
PA5120.481NLT	0.48	0.48	32	1.7	55	47	32

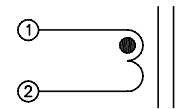
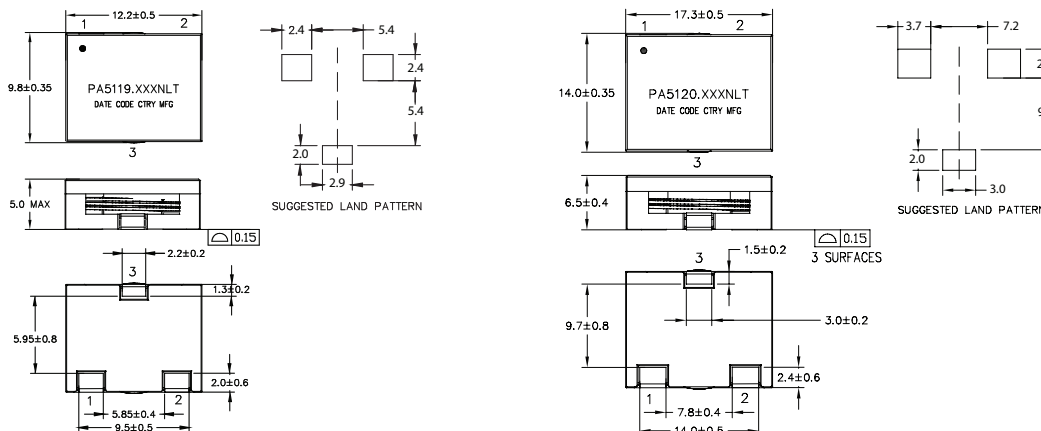
NOTES:

- Inductance measured at 100kHz, 100mVrms.
- Inductance at I_{rated} is the value of the inductance at 25°C at the listed rated current.
- The rated current as listed is either the saturation current (25°C or 125°C) or the heating current depending on which value is lower.
- The nominal DCR is measured from point ① to point ②, as shown below on the mechanical drawing.
- The saturation current is the typical current which causes the inductance to drop by 5% (for PA5119) and 2% (for PA5120) at the stated ambient temperatures (25°C, 125°C). This current is determined by placing the component in the specified ambient environment and applying a short duration pulse current (to eliminate self-heating effects) to the component.
- The heating current is the DC current which causes the part temperature to increase by approximately 40°C when used in a typical application.
- Parts with the HLT suffix are sold in tape and reel packaging. Pulse complies to industry standard tape and reel specification EIA-481.
- The temperature of the component (ambient plus temperature rise) must be within the stated operating temperature range.

Mechanical

Schematic

PA5119.XXXHLT/PA5120.XXXHLT

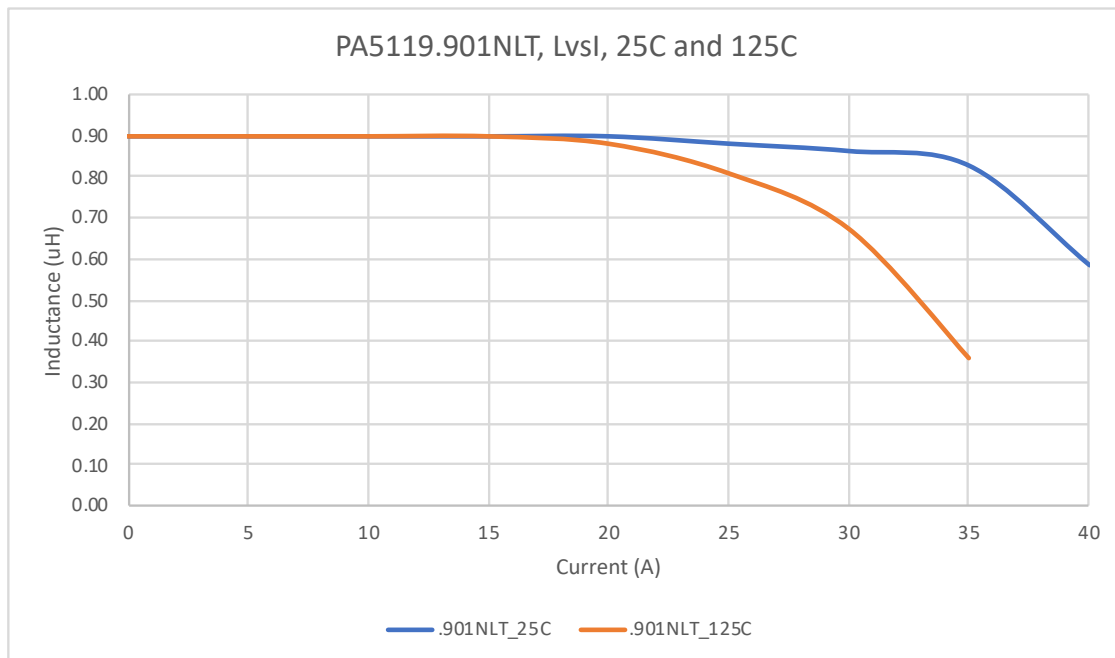
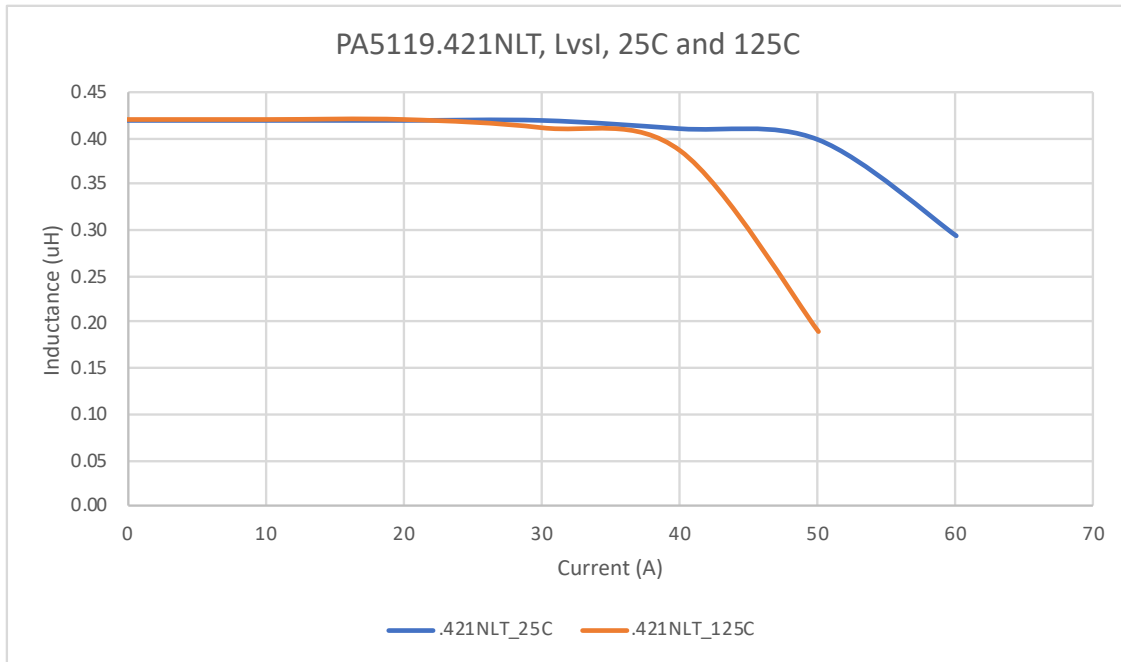


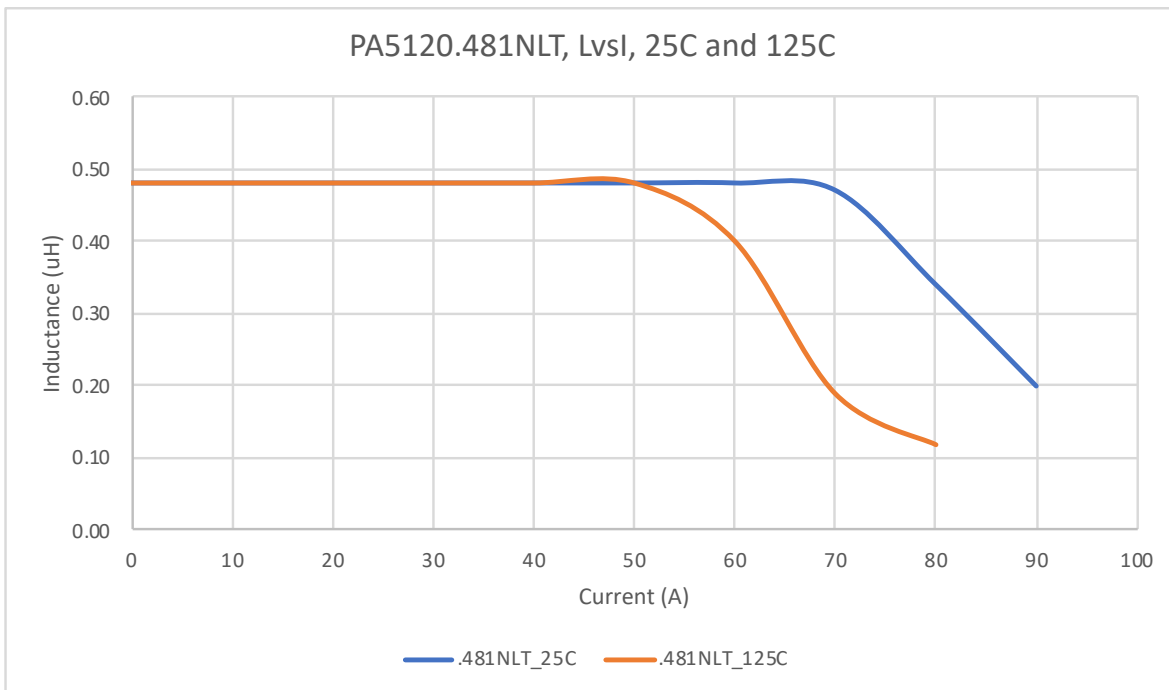
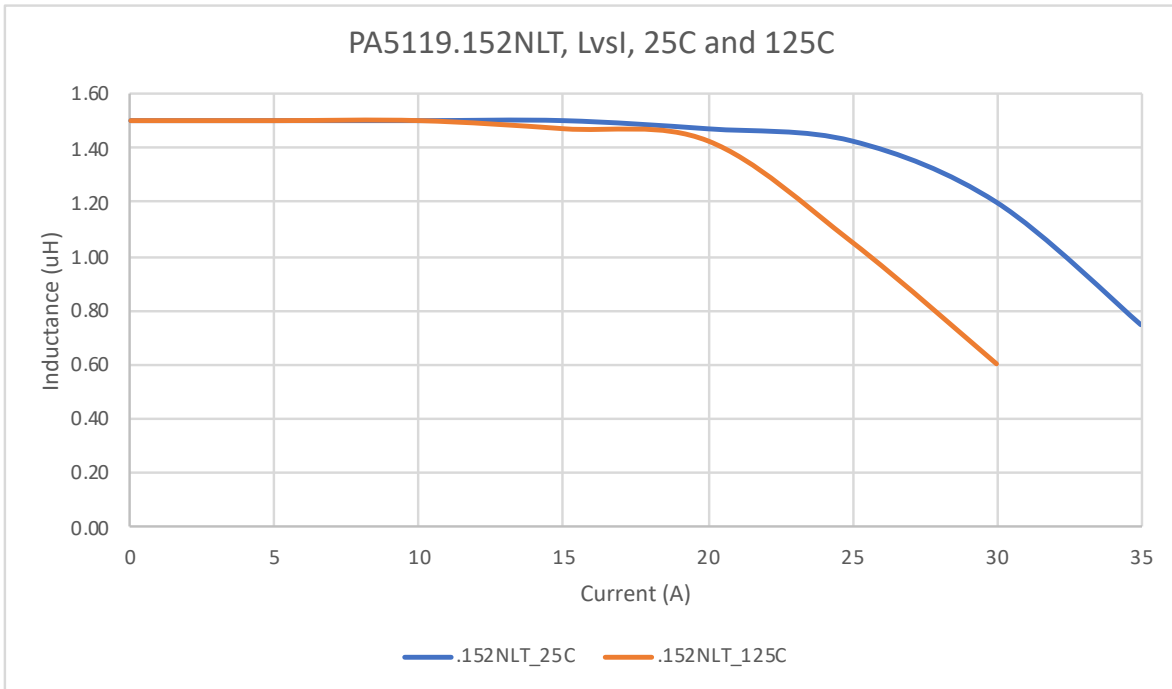
Weight: PA5119 - 3.5grms
PA5120 - 6.7grms

Tape & Reel: PA5119 - 650 reel
PA5120 - 300 reel

Dimensions: mm

Unless otherwise specified, all tolerances are ± 0.25



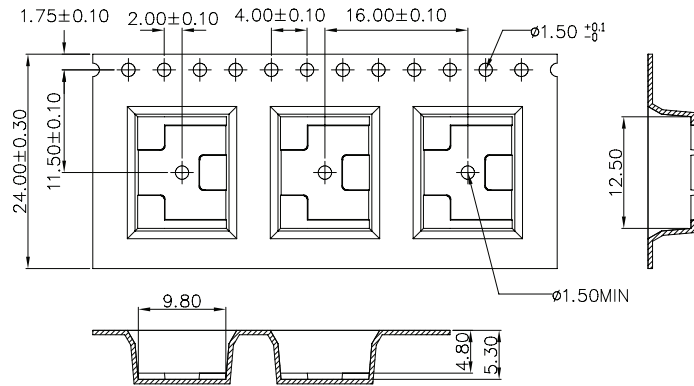


SMT Power Inductors

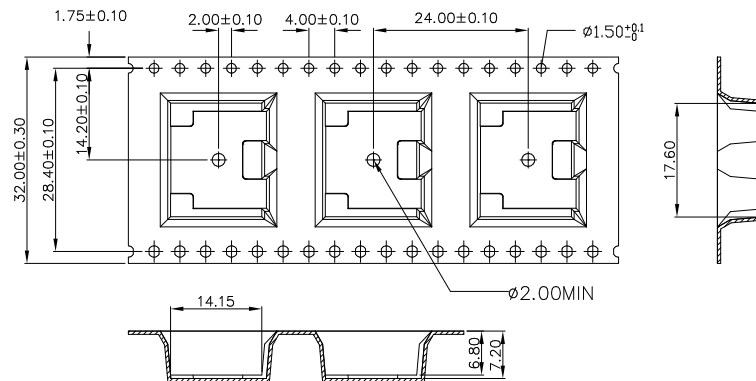
Power Beads - PA5119.XXXNLT & PA5120.XXXNLT Series

TAPE & REEL INFO

PA5119.XXXNLT



PA5120.XXXNLT



For More Information:

Americas - prodinfo_power@pulseelectronics.com | Europe - power-apps-europe@pulseelectronics.com | Asia - power-apps-asia@pulseelectronics.com

Performance warranty of products offered on this data sheet is limited to the parameters specified. Data is subject to change without notice. Other brand and product names mentioned herein may be trademarks or registered trademarks of their respective owners. © Copyright, 2020. Pulse Electronics, Inc. All rights reserved.

单击下面可查看定价，库存，交付和生命周期等信息

[>>Pulse\(普思\)](#)