

# DATA SHEET

## WIRELESS COMPONENTS

FR4 Chip Antenna  
ANT1204F007R0870A  
UHF (870MHz)  
1204 Series



Preliminary



FEATURES

- Compact size
- Omni-directional Radiation
- Tape & reel automatic mounting
- Reflow process compatible
- RoHS compliant

APPLICATIONS

- Smart meter
- Industrial remote control

ORDERING INFORMATION

All part numbers are identified by the series, packing type, material, size, antenna type, working frequency and packing quantity.

**PART NUMBER**

**ANT 1204 F 007 R 0870 A**  
 (1) (2) (3) (4) (5) (6)

---

**(1) PRODUCT**

ANT = Antenna

---

**(2) SIZE**

1204= 12 × 4 mm

---

**(3) ANTENNA TYPE**

L, F, A=Chip antenna

---

**(4) SERIAL NO.**

007

---

**(5) PACKING STYLE**

R = Tape and Reel

---

**(6) WORKING FREQUENCY**

0870 = UHF 870MHz

---

**PHYCOMP CTC**

CAN4311059070871K

---

**I2NC**

431105907087

---

**SPECIFICATION**

Table 1

DESCRIPTION	VALUE
Centre Frequency	870MHz
Bandwidth	30 MHz (Typ.)
Return Loss	10 dB min
Polarization	Linear
Azimuth Beamwidth	Omni-directional
Peak Gain	1.67 dBi (Typ.)
Impedance	50Ω
Operating Temperature	- 40~85 °C
Maximum Power	1 W
Termination	Cu / Au (Environmentally-Friendly Leadless)
Resistance to Soldering Heats	260°C / 10 sec

**NOTE**

The specification is defined on Yageo evaluation board

**DIMENSION**

Table 2 Machinical Dimension

	DIMENSION
L (mm)	12.20±0.20
W (mm)	4.00±0.20
T (mm)	1.60±0.20

**OUTLINES**

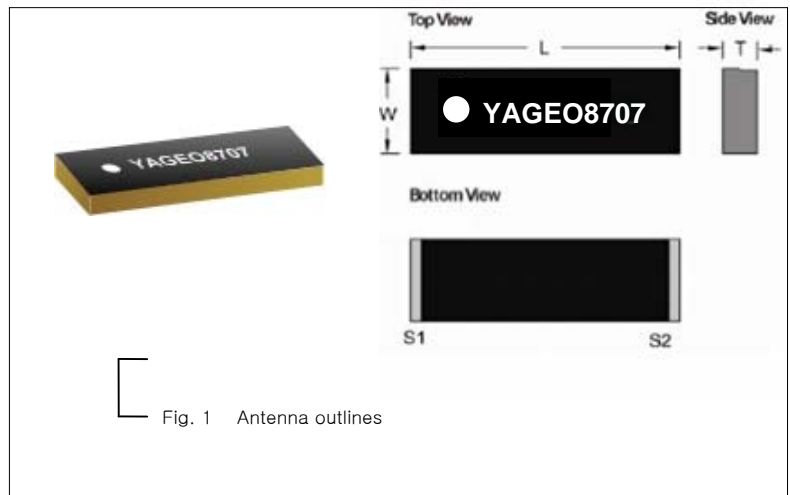


Fig. 1 Antenna outlines

Table 3 Termination configuration

TERMINAL NAME	Function
S1	Feeding Point
S2	Soldering Point

REFERENCE DESIGN OF EVALUATION BOARD

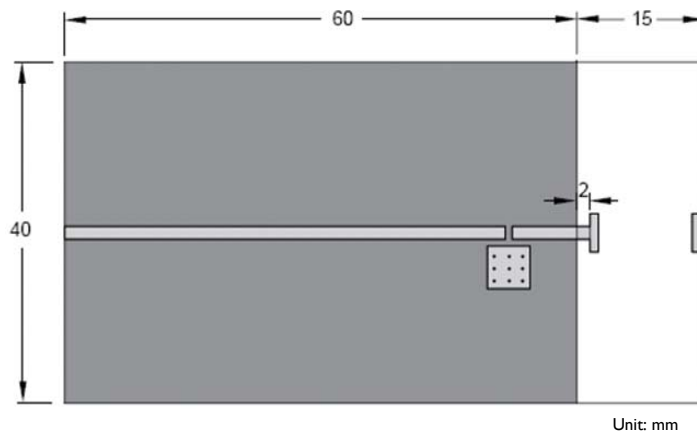


Fig. 2 Outlook and dimension of evaluation board

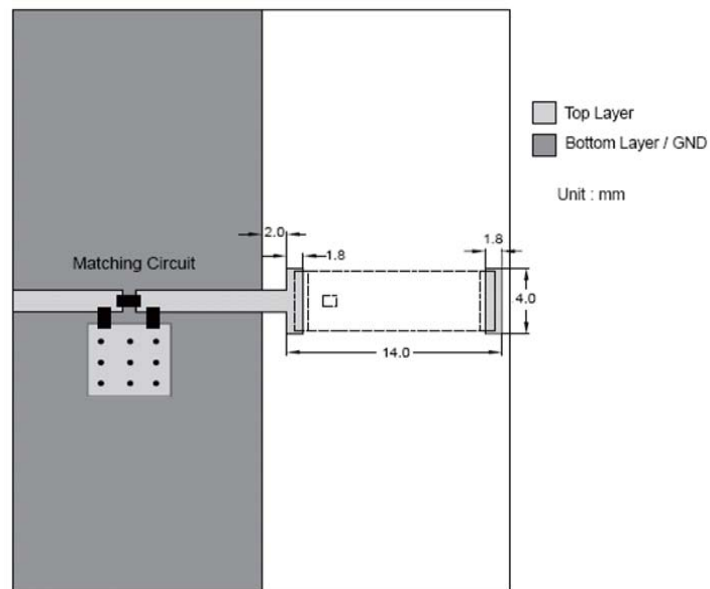
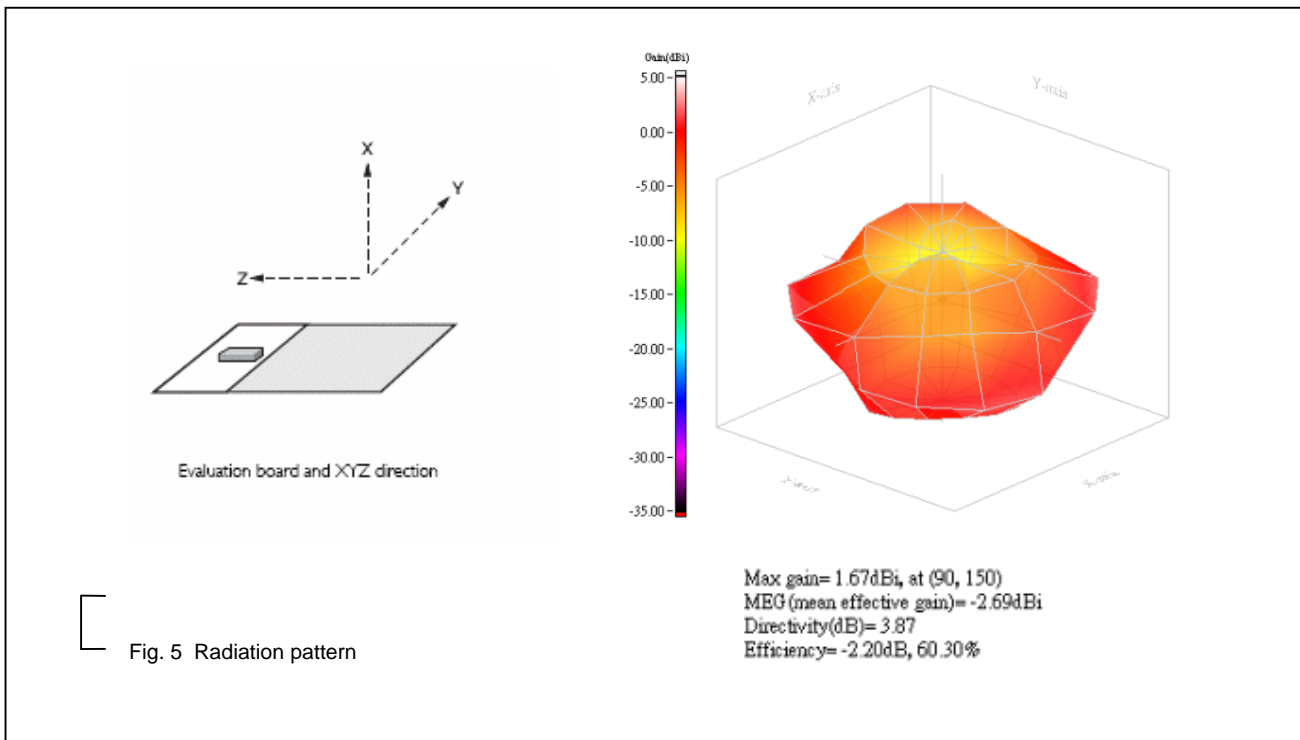
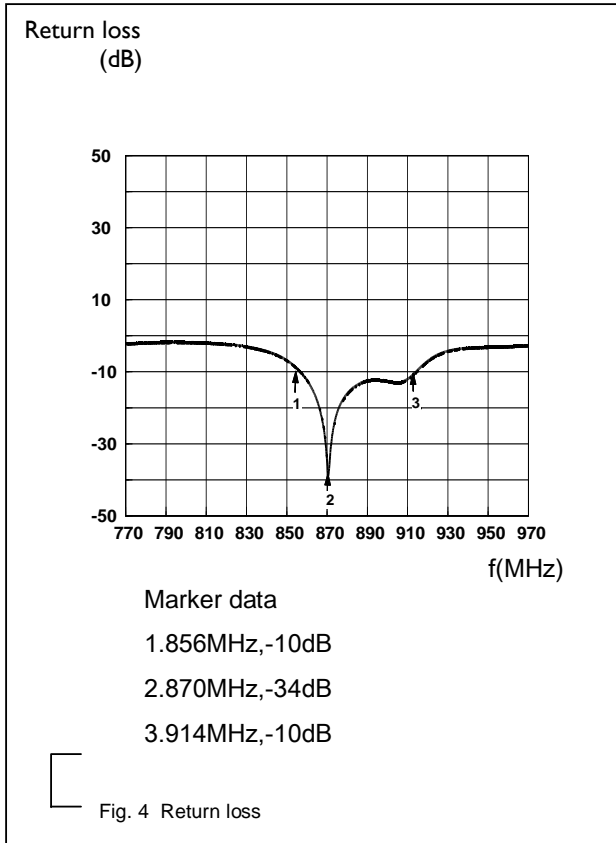


Fig. 3 Details of soldering Pad

ELECTRICAL PERFORMANCE



REVISION HISTORY

REVISION	DATE	CHANGE NOTIFICATION	DESCRIPTION
Preliminary	Sept. 11, 2013		- New data sheet antenna, 870MHz application, 1204 series

单击下面可查看定价，库存，交付和生命周期等信息

[>>Pulse\(普思\)](#)