
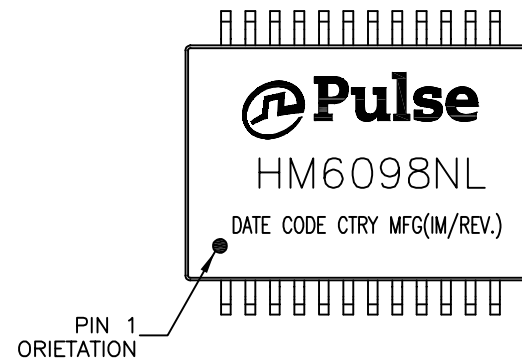




NOTES:

1. ROHS COMPLIANT
2. HEADER: PHENOLIC WITH FLAMMABILITY RATING UL 94V-0 OR BETTER.
3. STORAGE TEMPERATURE: -50°C TO +125°C
4. COMPLIANCE TO J-STD:
  - A. J-STD-002: SOLDERABILITY AT 245°C REFLOW PROFILE
  - B. J-STD-020: LEVEL 1, NO MOISTURE SENSITIVE
  - C. J-STD-075: R7, 245°C MAXIMUM THROUGH REFLOW SOLDER
5. TO ORDER TAPE & REEL PACKAGING ADD A "T" SUFFIX TO THE PART NUMBER(i.e HM6098NL BECOMES HM6098NLT).



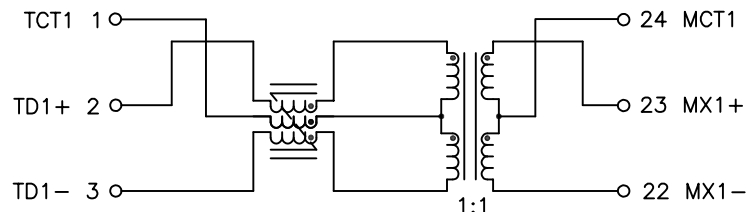
FINAL OUTLINE

© Copyright, 2018. Pulse Electronics Corp. All rights reserved. Pulse confidential & proprietary. (04/27/18)

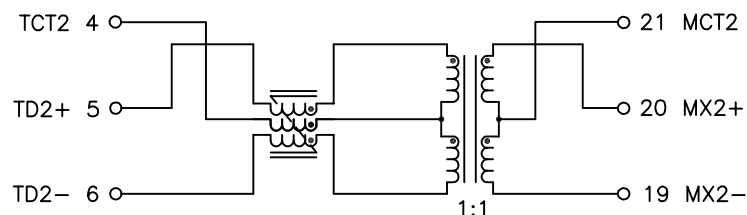
| PRODUCT DESCRIPTION    | TLA DRAWING | PS DRAWING    | SHEET  | PART NO. | DATASHEET REV. |
|------------------------|-------------|---------------|--------|----------|----------------|
| MDL,SIN,1GPP,1:1,SM,TU | HM6098NL-X1 | PS-2473.001-A | 1 OF 3 | HM6098NL | A              |



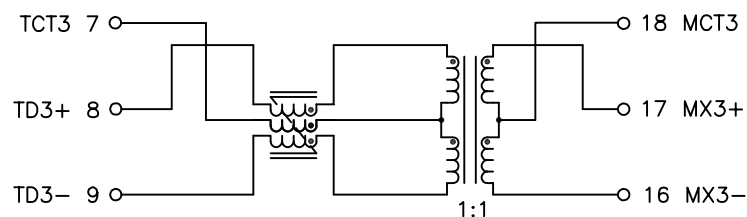
CHANNEL A



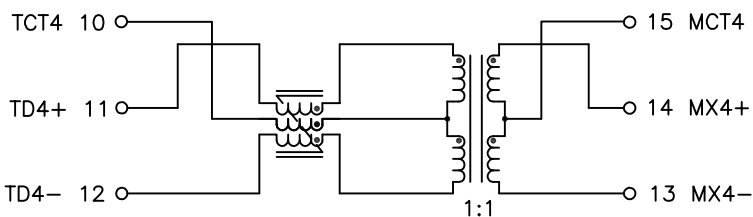
CHANNEL B



CHANNEL C



CHANNEL D



SCHMATIC

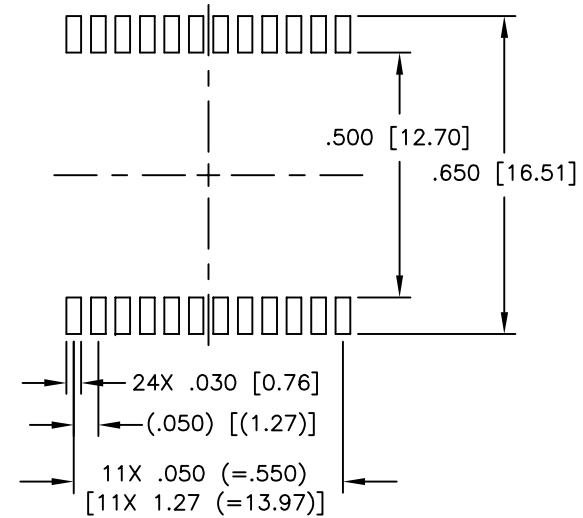
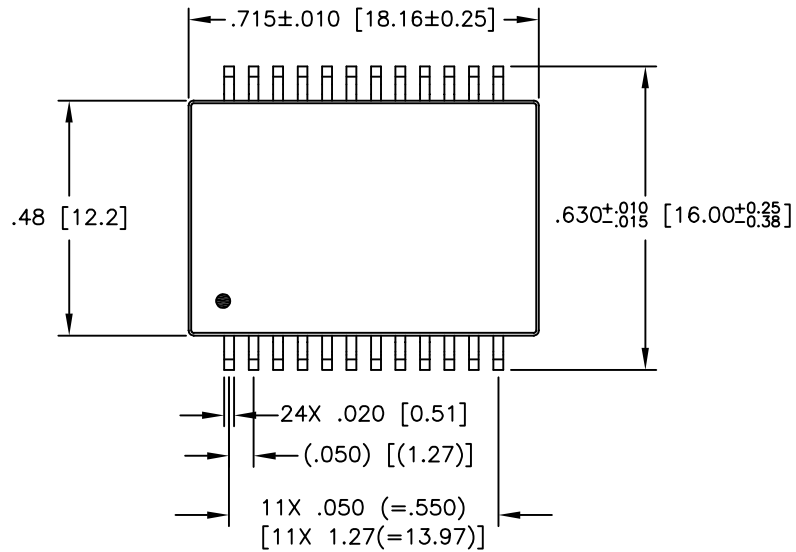
ELECTRICAL CHARACTERISTICS AT +25°C UNLESS OTHER SPECIFIED  
MEETS IEEE 802.3 SPECIFICATION

| PARAMETER                                    | SPECIFICATIONS  |  |
|--|---|--|
| OPERATING TEMPERATURE                        | -40°C TO +105°C   |  |
| URNS RATIO                                   | 1.00 ± 2%   |  |
| INTERWINDING CAPACITANCE (C <sub>ww</sub> )  | 20 pF TYP. @ 1 MHz  |  |
| LEAKAGE INDUCTANCE (LL)                      | 250 nH TYP. @ 100 kHz, 100 mV                                       |  |
| URNS RATIO                                   | 1.00 ± 2%   |  |
| INSERTION LOSS                               | 100 KHz   | 1-125 MHz                                  |
|  | -1.2 dB MAX   | -0.2-0.002*f <sup>1.4</sup> dB MAX         |
| RETURN LOSS<br>(Z OUT = 100 OHM ±15%)        | 1-40 MHz  | 40-100 MHz                                 |
|  | -16 dB MIN  | -10+20*LOG <sub>10</sub> (f/80 MHz) dB MIN |
| INDUCTANCE (OCL)<br>(MEDIA SIDE, -40~+105°C) | 120 uH MIN (MEASURED AT 100 KHz, 100 mVRMS)<br>(WITH 18 mA DC BIAS) |  |
|  | 1 MHz   | 10-100 MHz                                 |
| CROSSTALK, ADJACENT CHANNELS                 | -50 dB MIN  | -55+22*LOG <sub>10</sub> (f/10) dB MIN     |
|  | 2 MHz   | 30-200 MHz                                 |
| COMMON MODE REJECTION RATIO                  | -50 dB MIN  | -15+20*LOG <sub>10</sub> (f/200) dB MIN    |
|  |   |  |
| DC RESISTANCE, 1/2 WINDING                   | .30 OHMS TYP.   |  |
| DC CURRENT/VOLTAGE RATING                    | 1200 mA @ 57 V (CONTINUOUS)   |  |
| DC RESISTANCE BALANCE                        | ±.05 OHMS MAX (CENTER TAP SYMMETRY)                                 |  |
| INPUT - OUTPUT ISOLATION                     | 1500 VRMS MIN @ 60 SECONDS  |  |

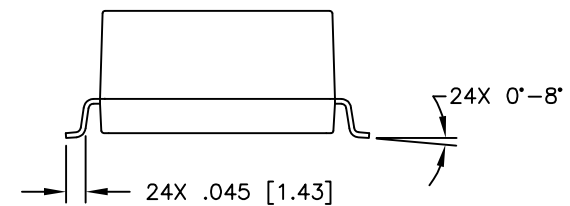
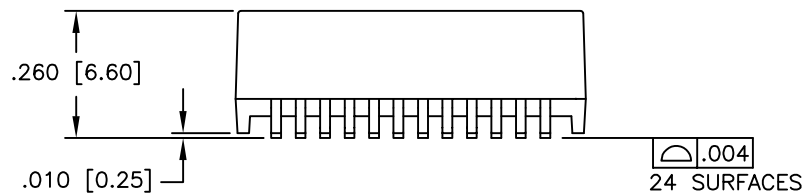
NOTE: f IS FREQUENCY IN MHz.

© Copyright, 2018. Pulse Electronics Corp. All rights reserved. Pulse confidential & proprietary. (04/27/18)

| PRODUCT DESCRIPTION    | TLA DRAWING | PS DRAWING    | SHEET  | PART NO. | DATASHEET REV. |
|------------------------|-------------|---------------|--------|----------|----------------|
| MDL,SIN,1GPP,1:1,SM,TU | HM6098NL-X1 | PS-2473.001-A | 2 OF 3 | HM6098NL | A              |



SUGGESTED LAND PATTERN



DIMENSIONS ARE IN INCHES [MILLIMETERS] WITH THE FOLLOWING TOLERANCES: [MILLIMETERS] ARE FOR REFERENCE ONLY.  
.XX= ±.02 [±0.5]  
.XXX= ±.010 [±0.25]

© Copyright, 2018. Pulse Electronics Corp. All rights reserved. Pulse confidential & proprietary. (04/27/18)

| PRODUCT DESCRIPTION    | TLA DRAWING | PS DRAWING    | SHEET  | PART NO. | DATASHEET REV. |
|------------------------|-------------|---------------|--------|----------|----------------|
| MDL,SIN,1GPP,1:1,SM,TU | HM6098NL-X1 | PS-2473.001-A | 3 OF 3 | HM6098NL | A              |

单击下面可查看定价，库存，交付和生命周期等信息

[>>Pulse\(普思\)](#)