

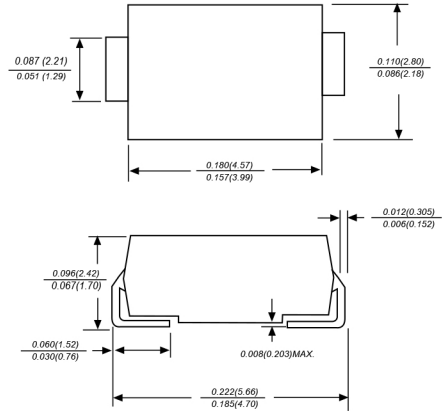
### FEATURES

- Metal-Semiconductor junction with guard ring
- Epitaxial construction
- Low forward voltage drop
- High current capability
- The plastic material carries UL recognition 94V-0
- For use in low voltage, high frequency inverters, free wheeling, and polarity protection applications

### MECHANICAL DATA

- Case: Molded Plastic
- Polarity: Color band denotes cathode
- Weight :0.058 grams

#### DO-214AC



Dimensions in inches and (millimeters)

### MAXIMUM RATINGS AND ELECTRICAL CHARACTERISTICS

Ratings at 25°C ambient temperature unless otherwise specified.  
Single phase half-wave 60Hz, resistive or inductive load, for capacitive load current derate by 20%.

CHARACTERISTICS	SYMBOL	SS52	SS53	SS54	SS55	SS56	SS58	SS510	SS515	SS520	UNIT
Maximum Recurrent Peak Reverse Voltage	V <sub>RRM</sub>	20	30	40	50	60	80	100	150	200	V
Maximum RMS Voltage	V <sub>RMS</sub>	14	21	28	35	42	56	70	105	140	V
Maximum DC Blocking Voltage	V <sub>DC</sub>	20	30	40	50	60	80	100	150	200	V
Maximum Average Forward Rectified Current 0.375" (9.5mm) Lead Lengths	I <sub(av)< sub=""></sub(av)<>	5.0									A
Peak Forward Surge Current 8.3ms Single Half Sine-Wave Super Imposed on Rated Load(JEDEC Method)	I <sub>FSM</sub>	100									A
Maximum Forward Voltage at 5.0A DC	V <sub>F</sub>	0.55			0.7		0.85		0.95		V
Maximum DC Reverse Current @T <sub>J</sub> =25°C at Rated DC Blocking Voltage @T <sub>J</sub> =100°C	I <sub>R</sub>	0.2			1.0				50		mA
Typical Junction Capacitance (Note1)	C <sub>J</sub>	500			350						pF
Typical Thermal Resistance (Note2)	R <sub>θJA</sub>	15			10						°C/W
Operating Temperature Range	T <sub>J</sub>	-55 to +150									°C
Storage Temperature Range	T <sub>STG</sub>	-55 to +150									°C

NOTES: 1.Measured at 1.0 MHz and applied reverse voltage of 4.0V DC

2.Thermal resistance junction to ambient,

FIG. 1 – FORWARD CURRENT DERATING CURVE

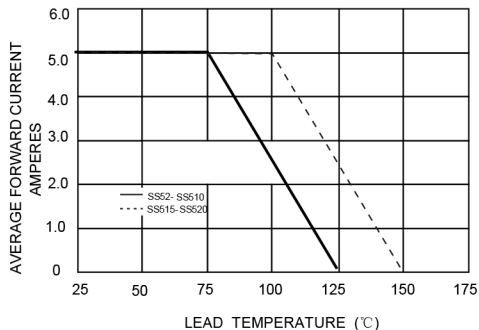


FIG. 2 – MAXIMUM NON-REPETITIVE SURGE CURRENT

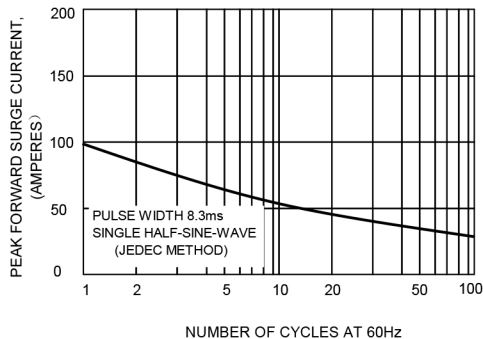


FIG. 3 – TYPICAL JUNCTION CAPACITANCE

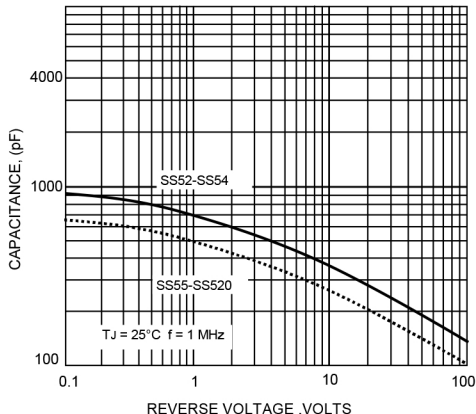


FIG. 4-TYPICAL FORWARD CHARACTERISTICS

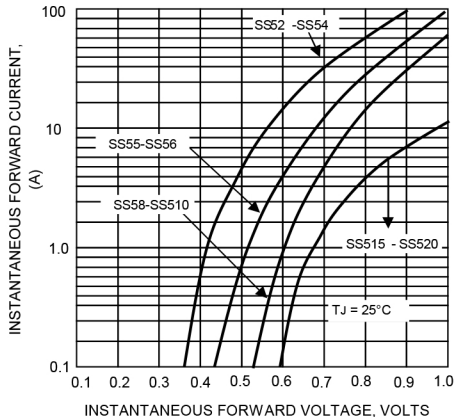
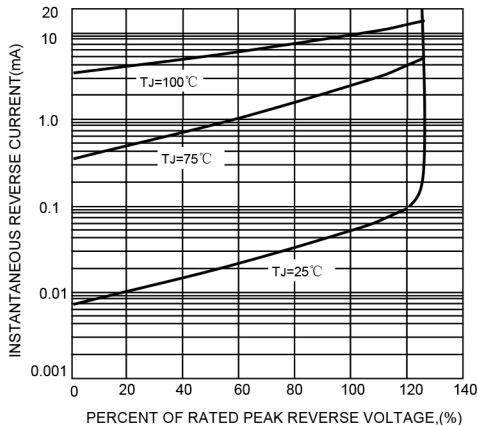


FIG. 2-TYPICAL REVER CHARACTERISTICS



单击下面可查看定价，库存，交付和生命周期等信息

[>>RCD\(达标电子\)](#)