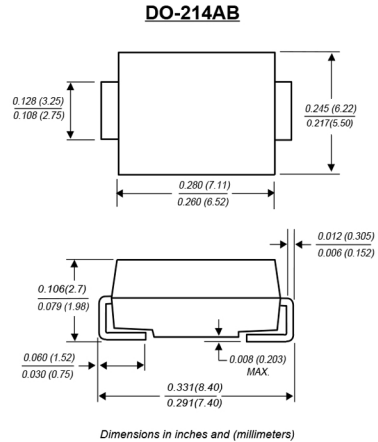


FEATURES

- Ideal for surface mount pick and place application
- Low profile package
- Built-in strain relief
- High surge capability
- Glass passivated chip
- Ultra fast recovery for high efficiency
- High temperature soldering guaranteed: 260°C/10sec/at terminal

MECHANICAL DATA

- Terminal: Plated leads solderable per MIL-STD 202E, method 208C
 - Case: Molded with UL-94 Class V-O recognized flame retardant epoxy
 - Polarity: Color band denotes cathode
- Weight: 0.22 grams



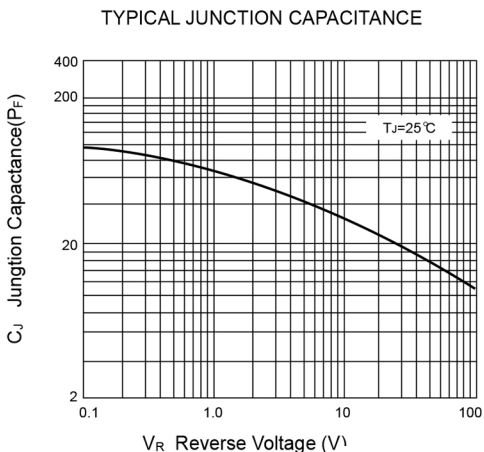
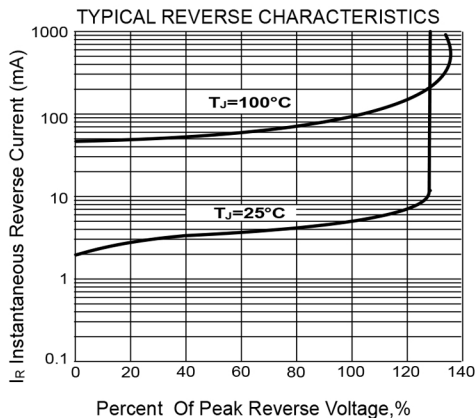
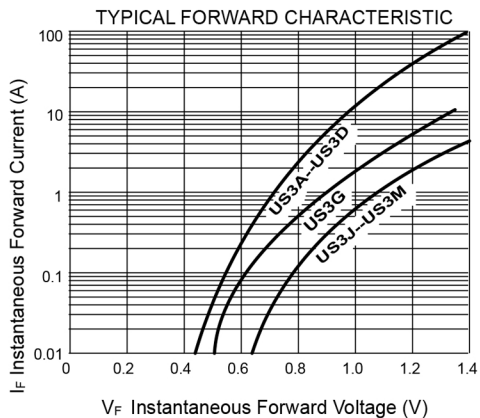
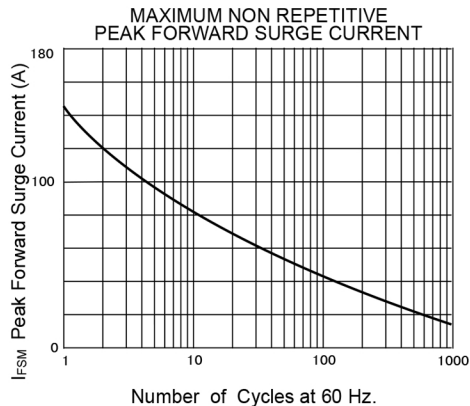
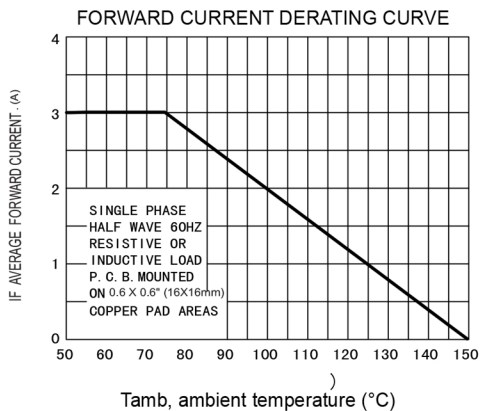
MAXIMUM RATINGS AND ELECTRICAL CHARACTERISTICS

(Single-phase, half-wave, 60Hz, resistive or inductive load rating at 25°C, unless otherwise stated, for capacitive load, derate current by 20%)

RATINGS	SYMBOL	US 3A	US 3B	US 3D	US 3G	US 3J	US 3K	US 3M	UNITS	
Maximum Repetitive Peak Reverse Voltage	V_{RRM}	50	100	200	400	600	800	1000	V	
Maximum RMS Voltage	V_{RMS}	35	70	140	280	420	560	700	V	
Maximum DC Blocking Voltage	V_{DC}	50	100	200	400	600	800	1000	V	
Maximum Average Forward Rectified Current ($T_L=75^\circ\text{C}$)	$I_{F(AV)}$	3.0							A	
Peak Forward Surge Current (8.3ms single half sine-wave superimposed on rated load)	I_{FSM}	150							A	
Maximum Instantaneous Forward Voltage (at rated forward current)	V_F	1.0		1.3		1.7			V	
Maximum DC Reverse Current ($T_a=25^\circ\text{C}$ at rated DC blocking voltage) ($T_a=100^\circ\text{C}$)	I_R	10.0			250				μA	
Maximum Reverse Recovery Time (Note 1)	trr	50				75				nS
Typical Junction Capacitance (Note 2)	C_J	45							pF	
Typical Thermal Resistance (Note 3)	$R_\theta(ja)$	25							$^\circ\text{C/W}$	
Storage and Operation Junction Temperature	T_{STG}, T_J	-50 to +150							$^\circ\text{C}$	

Note:

- 1.Reverse recovery condition $I_F=0.5\text{A}$, $I_R=1.0\text{A}$, $I_{rr}=0.25\text{A}$.
- 2.Measured at 1.0 MHz and applied voltage of $4.0V_{dc}$
- 3.Thermal resistance from junction to terminal mounted on $0.6'' \times 0.6''$ (16 x 16 mm) copper pad area



单击下面可查看定价，库存，交付和生命周期等信息

[>>RCD\(达标电子\)](#)