

## General description

2.0Amp Surface Mounted Schottky Barrier Rectifiers

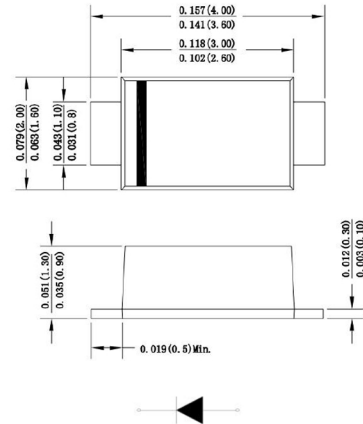
## FEATURES

- The plastic package carries Underwriters Laboratory Flammability Classification 94V-0
- For surface mounted applications
- Built-in strain relief, ideal for automated placement
- Low reverse leakage
- High forward surge current capability
- High temperature soldering guaranteed
- 250 C/10 seconds at terminals.

## MECHANICAL DATA

- Case: Molded plastic body
- Terminals: Solder plated, solderable per MIL-STD-750, Method 2026
- Polarity: Polarity symbol marking on body Mounting Position: Any
- Weight: 0.0007 ounce, 0.02 grams

## SOD-123FL



Dimensions in inches and (millimeters)

## Maximum Ratings And Electrical Characteristics

Parameter	SYMBOLS	K22	K24	K26	K28	K210	K215	K220	UNITS
Marking Code	Mark	K22	K24	K26	K28	K210	K215	K220	N/A
Maximum repetitive peak reverse voltage	$V_{RRM}$	20	40	60	80	100	150	200	V
Maximum RMS voltage	$V_{RMS}$	14	28	42	56	70	105	140	V
Maximum DC blocking voltage	$V_{DC}$	20	40	60	80	100	150	200	V
Maximum average forward rectified current at $T_L=100^\circ\text{C}$	$I_{(AV)}$	2.0							A
Peak forward surge current, 8.3ms single half sine-wave superimposed on rated load	$I_{FSM}$	50.0							A
Maximum instantaneous forward voltage at 2.0A	$V_F$	0.55	0.70	0.85	0.95				V
Maximum DC reverse current $T_A=25^\circ\text{C}$ at rated DC blocking voltage $T_A=125^\circ\text{C}$	$I_R$		0.5 50			0.05 10			mA
Typical thermal resistance	$R_{qJA}$	85.0							$^\circ\text{C/W}$
Operating junction temperature range	$T_J$	-55 to +125			-55 to +150				$^\circ\text{C}$
Storage temperature range	$T_{STG}$	-55 to +150							$^\circ\text{C}$

FIG. 1- DERATING CURVE OUTPUT RECTIFIED CURRENT

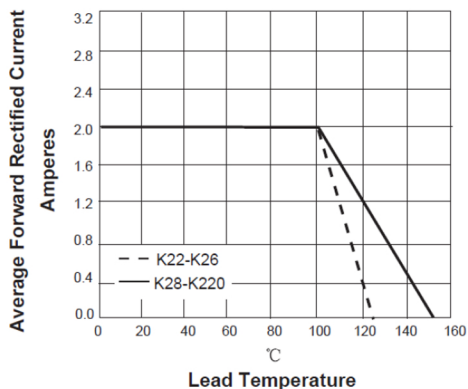


FIG. 2-MAXIMUM NON-REPETITIVE PEAK FORWARD SURGE CURRENT PER LEG

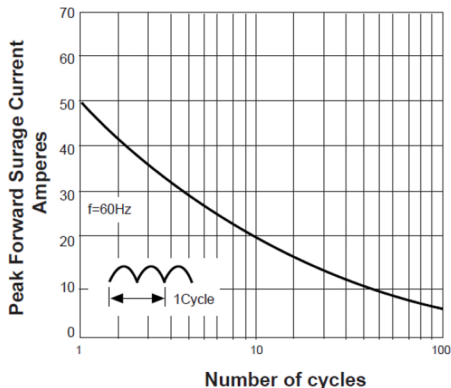


FIG. 3-TYPICAL FORWARD VOLTAGE CHARACTERISTICS

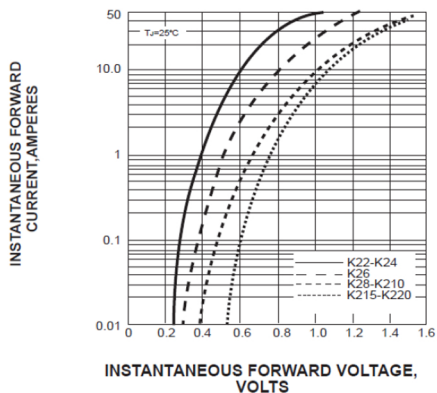
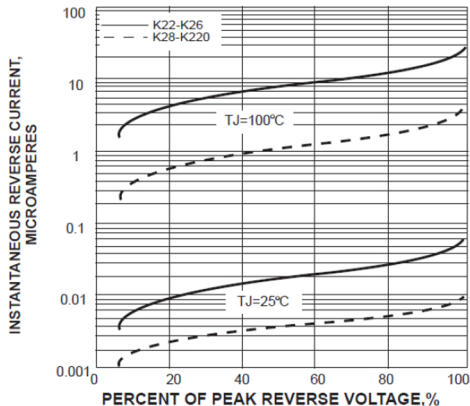


FIG. 4-TYPICAL REVERSE LEAKAGE CHARACTERISTICS



单击下面可查看定价，库存，交付和生命周期等信息

[>>RCD\(达标电子\)](#)