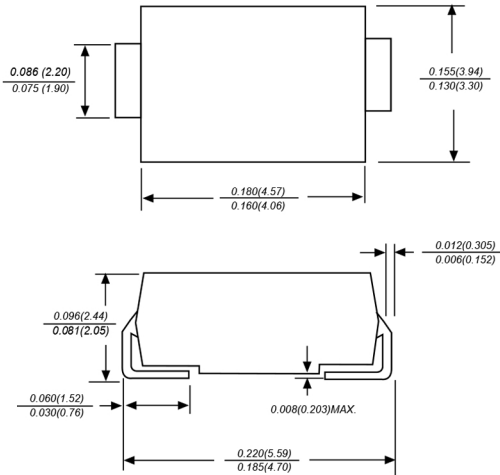


# S2A THRU S2M

**SURFACE MOUNT GENERAL RECTIFIER**  
Reverse Voltage - 50 to 1000 Volts Forward Current - 2.0 Amperes

## DO-214AA



Dimensions in inches and (millimeters)

## FEATURES

- ◆ The plastic package carries Underwriters Laboratory Flammability Classification 94V-0
- ◆ For surface mounted applications
- ◆ Low reverse leakage
- ◆ Built-in strain relief, ideal for automated placement
- ◆ High forward surge current capability
- ◆ High temperature soldering guaranteed: 250°C/10 seconds at terminals

## MECHANICAL DATA

**Case:** JEDEC DO-214AA molded plastic body  
**Terminals:** Solder plated, solderable per MIL-STD-750, Method 2026

**Polarity:** Color band denotes cathode end

**Mounting Position:** Any

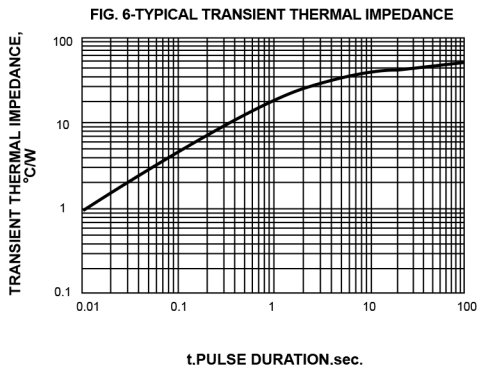
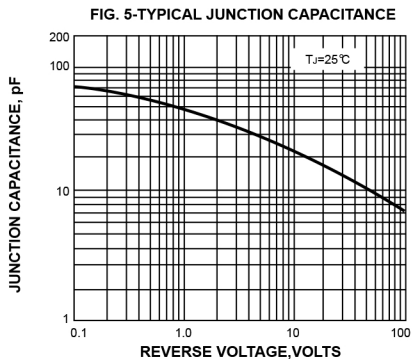
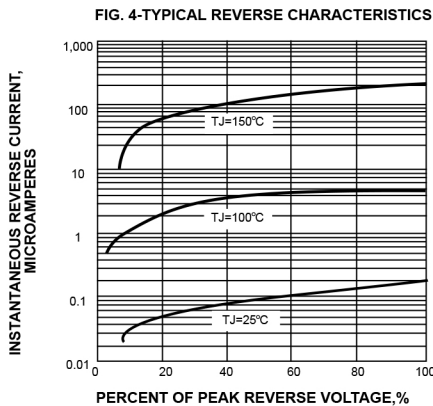
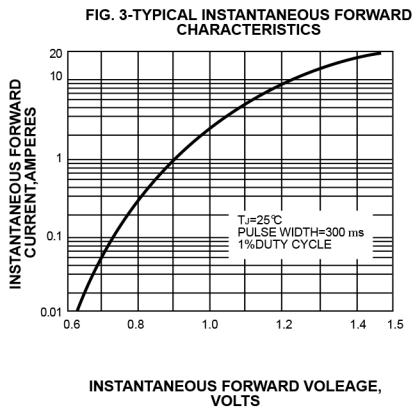
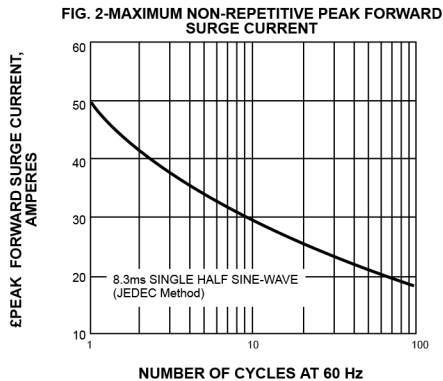
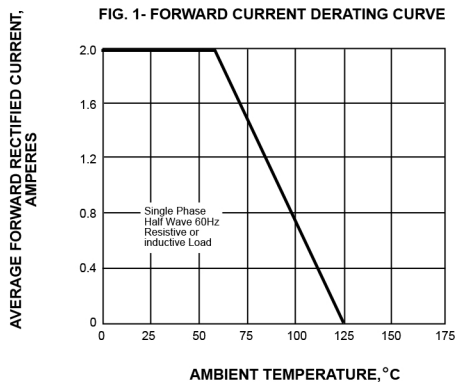
**Weight :** 0.09 grams

## MAXIMUM RATINGS AND ELECTRICAL CHARACTERISTICS

Ratings at 25°C ambient temperature unless otherwise specified.  
 Single phase half-wave 60Hz, resistive or inductive load, for capacitive load current derate by 20%.

	SYMBOLS	S2A	S2B	S2D	S2G	S2J	S2K	S2M	UNITS
Maximum repetitive peak reverse voltage	$V_{RRM}$	50	100	200	400	600	800	1000	VOLTS
Maximum RMS voltage	$V_{RMS}$	35	70	140	280	420	560	700	VOLTS
Maximum DC blocking voltage	$V_{DC}$	50	100	200	400	600	800	1000	VOLTS
Maximum average forward rectified current at $T_L=55^\circ C$	$I_{(AV)}$	2.0							Amps
Peak forward surge current 8.3ms single half sine-wave superimposed on rated load (JEDEC Method)	$I_{FSM}$	50.0							Amps
Maximum instantaneous forward voltage at 2.0A	$V_F$	1.1							Volts
Maximum DC reverse current at rated DC blocking voltage $T_A=25^\circ C$ $T_A=100^\circ C$	$I_R$	5.0 50.0							$\mu A$
Typical junction capacitance (NOTE 1)	$C_J$	30.0							pF
Typical thermal resistance (NOTE 2)	$R_{\theta JA}$	50.0							$^\circ C/W$
Operating junction and storage temperature range	$T_J, T_{STG}$	-65 to +175							$^\circ C$

**Note:** 1. Measured at 1MHz and applied reverse voltage of 4.0V D.C.  
 2. P.C.B. mounted with 0.2x0.2" (5.0x5.0mm) copper pad areas



单击下面可查看定价，库存，交付和生命周期等信息

[>>RCD\(达标电子\)](#)