

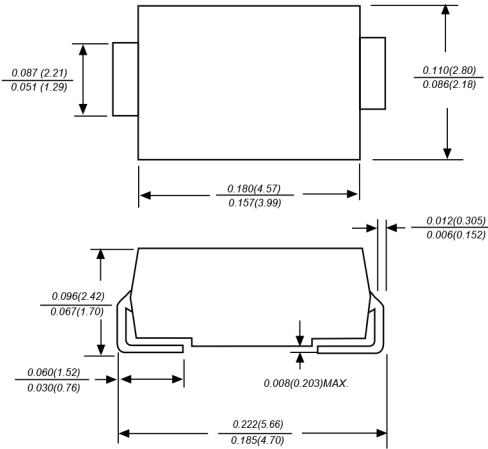
FEATURES

- ◆ The plastic package carries Underwriters Laboratory Flammability Classification 94V-0
- ◆ For surface mounted applications
- ◆ Fast switching for high efficiency
- ◆ Low reverse leakage
- ◆ Built-in strain relief, ideal for automated placement
- ◆ High forward surge current capability
- ◆ High temperature soldering guaranteed: 250°C/10 seconds at terminals

MECHANICAL DATA

Case: JEDEC DO-214AC molded plastic body
Terminals: Solder plated, solderable per MIL-STD-750, Method 2026
Polarity: Color band denotes cathode end
Mounting Position: Any
Weight: .0.058 grams

DO-214AC



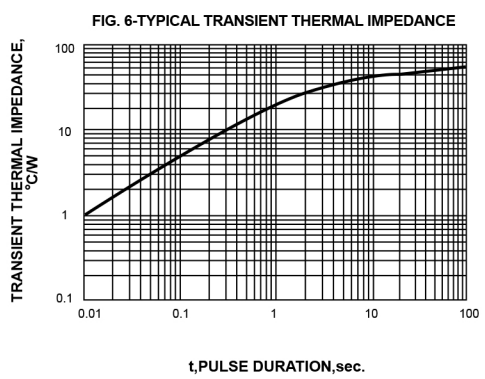
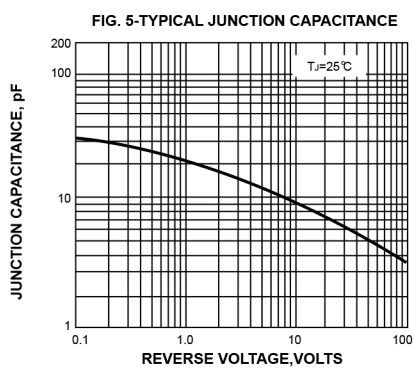
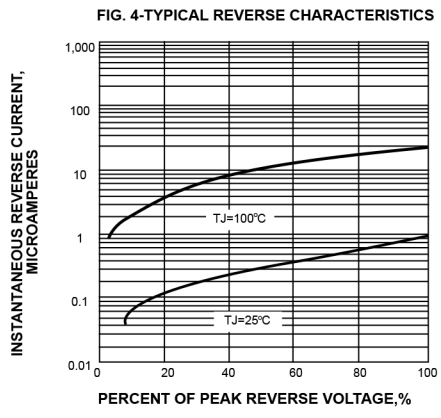
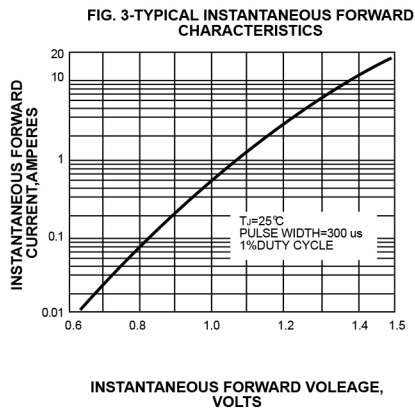
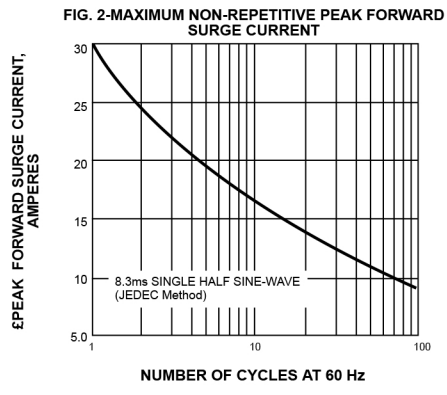
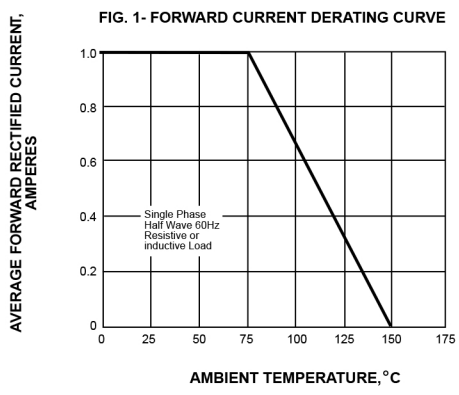
Dimensions in inches and (millimeters)

MAXIMUM RATINGS AND ELECTRICAL CHARACTERISTICS

Ratings at 25°C ambient temperature unless otherwise specified.
 Single phase half-wave 60Hz, resistive or inductive load, for capacitive load current derate by 20%.

	SYMBOLS	RS1A	RS1B	RS1D	RS1G	RS1J	RS1K	RS1M	UNITS	
Maximum repetitive peak reverse voltage	V_{RRM}	50	100	200	400	600	800	1000	VOLTS	
Maximum RMS voltage	V_{RMS}	35	70	140	280	420	560	700	VOLTS	
Maximum DC blocking voltage	V_{DC}	50	100	200	400	600	800	1000	VOLTS	
Maximum average forward rectified current at $T_L=75^\circ\text{C}$	$I_{(AV)}$	1.0							Amp	
Peak forward surge current 8.3ms single half sine-wave superimposed on rated load (JEDEC Method)	I_{FSM}	30.0							Amps	
Maximum instantaneous forward voltage at 1.0A	V_F	1.0	1.3			1.70			Volts	
Maximum DC reverse current at rated DC blocking voltage	I_R	5.0 50.0							$T_A=25^\circ\text{C}$ $T_A=100^\circ\text{C}$	uA
Maximum reverse recovery time (NOTE 1)	t_{rr}	150				250	500		ns	
Typical junction capacitance (NOTE 2)	C_J	15.0							pF	
Typical thermal resistance (NOTE 3)	R_{qJA}	50.0							$^\circ\text{C}/\text{W}$	
Operating junction and storage temperature range	T_J, T_{STG}	-65 to +150							$^\circ\text{C}$	

- Note:**
 1. Reverse recovery condition $I_F=0.5\text{A}, I_R=1.0\text{A}, I_{rr}=0.25\text{A}$
 2. Measured at 1MHz and applied reverse voltage of 4.0V D.C.
 3. P.C.B. mounted with 0.2x0.2" (5.0x5.0mm) copper pad areas



单击下面可查看定价，库存，交付和生命周期等信息

[>>RCD\(达标电子\)](#)