

General description

1.0Amp Surface Mounted Schottky Barrier Rectifiers

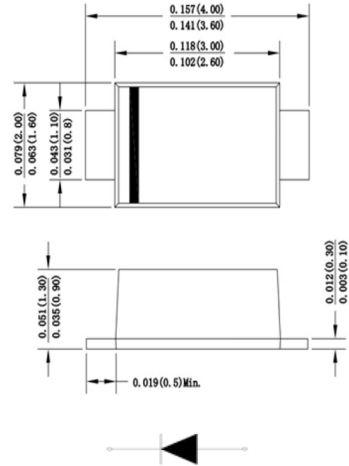
FEATURES

- The plastic package carries Underwriters Laboratory
- Flammability Classification 94V-0
- For surface mounted applications
- Built-in strain relief, ideal for automated placement
- Low reverse leakage
- High forward surge current capability
- High temperature soldering guaranteed
- 250 C/10 seconds at terminals

Mechanical Data

- Case: Molded plastic body
- Terminals: Solder plated, solderable per MIL-STD-750, Method 2026
- Polarity: Polarity symbol marking on body

SOD-123FL



Dimensions in inches and (millimeters)

Maximum Ratings And Electrical Characteristics

Parameter	SYMBOLS	K12	K14	K16	K18	K110	K115	K120	UNITS
Marking Code	Mark	K12	K14	K16	K18	K110	K115	K120	N/A
Maximum repetitive peak reverse voltage	V_{RRM}	20	40	60	80	100	150	200	V
Maximum RMS voltage	V_{RMS}	14	28	42	56	70	105	140	V
Maximum DC blocking voltage	V_{DC}	20	40	60	80	100	150	200	V
Maximum average forward rectified current at $T_L=100^{\circ}C$	$I_{(AV)}$	1.0							A
Peak forward surge current, 8.3ms single half sine-wave superimposed on rated load	I_{FSM}	30.0							A
Maximum instantaneous forward voltage at 1.0A	V_F	0.55	0.70	0.85	0.95				V
Maximum DC reverse current $T_A=25^{\circ}C$ at rated DC blocking voltage $T_A=125^{\circ}C$	I_R	0.5 50			0.05 10			mA	
Typical thermal resistance	R_{qJA}	85.0							$^{\circ}C/W$
Operating junction temperature range	T_J	-55 to +125			-55 to +150				$^{\circ}C$
Storage temperature range	T_{STG}	-55 to +150							$^{\circ}C$

FIG. 1- DERATING CURVE OUTPUT RECTIFIED CURRENT

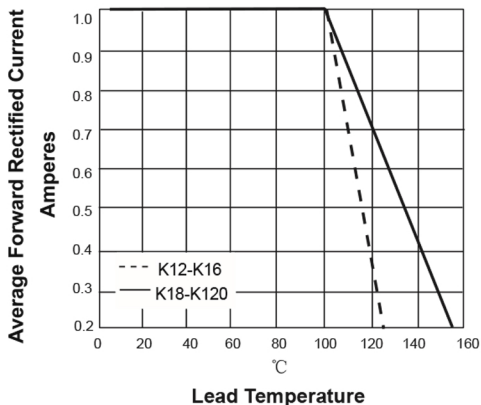


FIG. 2-MAXIMUM NON-REPETITIVE PEAK FORWARD SURGE CURRENT PER LEG

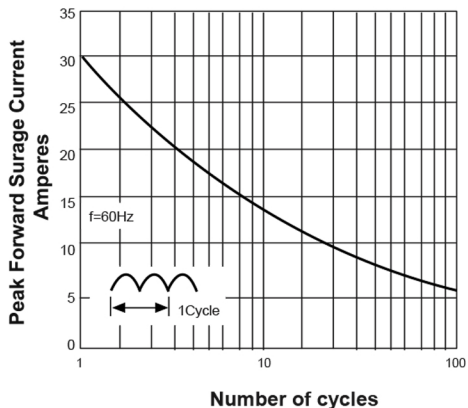


FIG. 3-TYPICAL FORWARD VOLTAGE CHARACTERISTICS

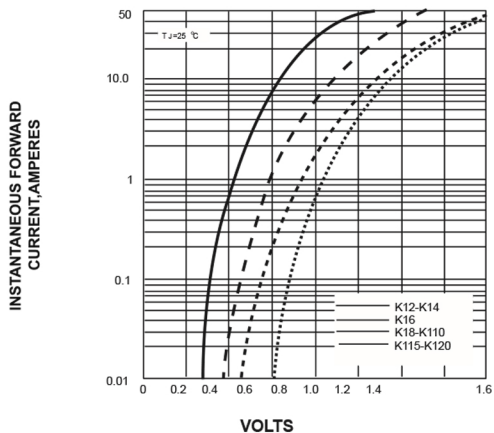
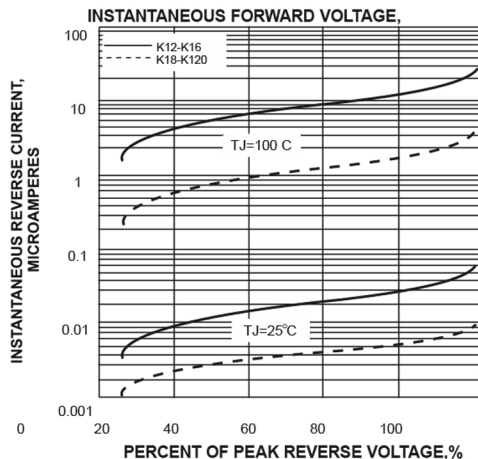


FIG. 4-TYPICAL REVERSE LEAKAGE CHARACTERISTICS



单击下面可查看定价，库存，交付和生命周期等信息

[>>RCD\(达标电子\)](#)