

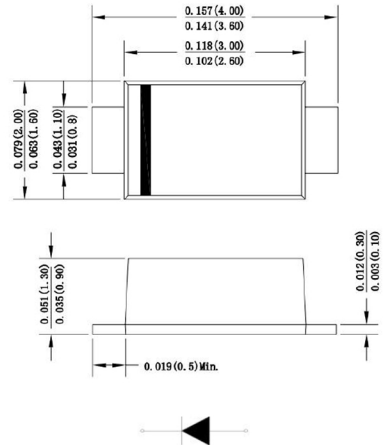
General description

3.0Amp Surface Mounted Schottky Barrier Rectifiers

SOD-123FL

FEATURES

- The plastic package carries Underwriters Laboratory Flammability Classification 94V-0
- For surface mounted applications
- Built-in strain relief, ideal for automated placement
- Low reverse leakage
- High forward surge current capability
- High temperature soldering guaranteed
- 250 C/10 seconds at terminals.



Dimensions in inches and (millimeters)

MECHANICAL DATA

- Case: Molded plastic body
- Terminals: Solder plated, solderable per MIL-STD-750, Method 2026
- Polarity: Polarity symbol marking on body Mounting Position: Any
- Weight: 0.0007 ounce, 0.02 grams

Maximum Ratings And Electrical Characteristics

Parameter	SYMBOLS	K32	K34	K36	K38	K310	K315	K320	UNITS
Marking Code	Mark	K32	K34	K36	K38	K310	K315	K320	N/A
Maximum repetitive peak reverse voltage	V_{RRM}	20	40	60	80	100	150	200	V
Maximum RMS voltage	V_{RMS}	14	28	42	56	70	105	140	V
Maximum DC blocking voltage	V_{DC}	20	40	60	80	100	150	200	V
Maximum average forward rectified current at $T_L=100^{\circ}C$	$I_{(AV)}$	3.0							A
Peak forward surge current, 8.3ms single half sine-wave superimposed on rated load	I_{FSM}	70.0							A
Maximum instantaneous forward voltage at 2.0A	V_F	0.55		0.70	0.85		0.95		V
Maximum DC reverse current $T_A=25^{\circ}C$ at rated DC blocking voltage $T_A=125^{\circ}C$	I_R	0.5 50			0.05 10				mA
Typical thermal resistance	R_{qJA}	85.0							$^{\circ}C/W$
Operating junction temperature range	T_J	-55 to +125			-55 to +150				$^{\circ}C$
Storage temperature range	T_{STG}	-55 to +150							$^{\circ}C$

FIG. 1- DERATING CURVE OUTPUT RECTIFIED CURRENT

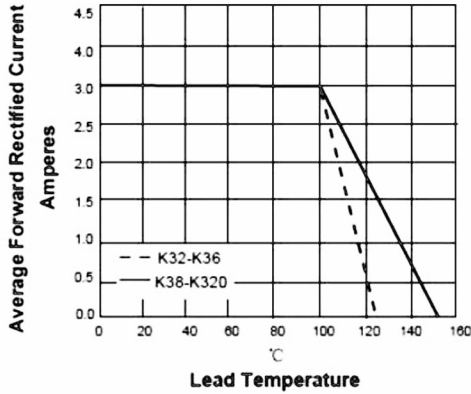


FIG. 2-MAXIMUM NON-REPETITIVE PEAK FORWARD SURGE CURRENT PER LEG

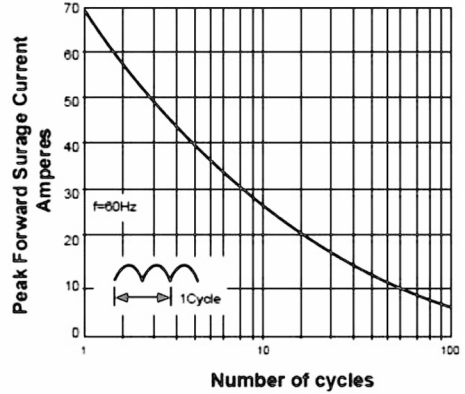


FIG. 3-TYPICAL FORWARD VOLTAGE CHARACTERISTICS

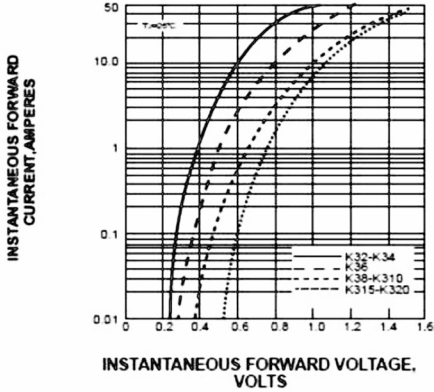
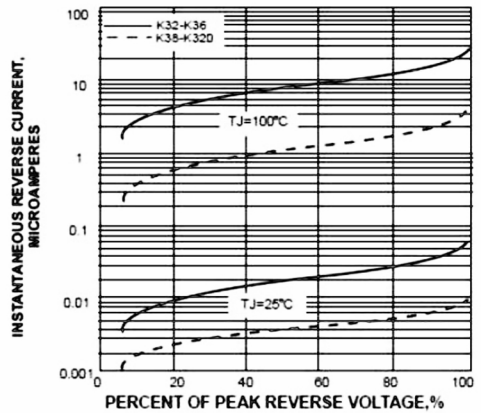


FIG. 4-TYPICAL REVERSE LEAKAGE CHARACTERISTICS



单击下面可查看定价，库存，交付和生命周期等信息

[>>RCD\(达标电子\)](#)