



SAW Components

Data Sheet B3715





SAW Components

B3715

Low Loss Filter

869,0 MHz

Data Sheet

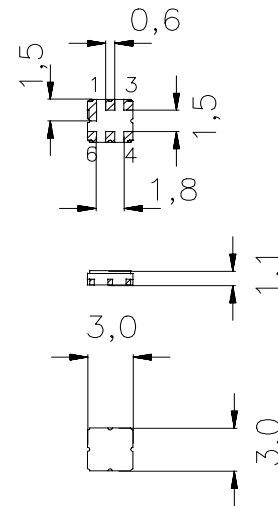
Ceramic package **DCC6C**

Features

- RF low-loss filter for remote control receivers
- Package for **S**urface **M**ounted **T**echnology (**SMT**)
- Hermetically sealed ceramic package
- No matching network required for operation at 50 Ω
- Passivation layer: Elpas
- AEC-Q200 qualified component family

Terminals

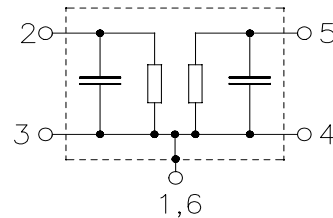
- Ni, gold plated



Dimensions in mm, approx. weight 0,1 g

Pin configuration

- 2 Input
- 5 Output
- 1,3,4,6 Ground



Type	Ordering code	Marking and Package according to	Packing according to
B3715	B39871-B3715-U410	C61157-A7-A67	F61074-V8168-Z000

Electrostatic **S**ensitive **D**evice (**ESD**)

Maximum ratings

Operable temperature range	T_A	-40/+85	°C	
Storage temperature range	T_{stg}	-40/+85	°C	
DC voltage	V_{DC}	0	V	
Source power	P_S	13	dBm	within passband (source 50 Ω)



Data Sheet

Characteristics

Reference temperature: $T_A = 25\text{ °C}$
 Terminating source impedance: $Z_S = 50\ \Omega$
 Terminating load impedance: $Z_L = 50\ \Omega$

		min.	typ.	max.	
Center frequency	f_c	—	869,0	—	MHz
Maximum insertion attenuation					
	868,00 ... 870,00 MHz α_{max}	—	2,4	3,1	dB
Amplitude ripple (p-p)	$\Delta\alpha$				
	868,00 ... 870,00 MHz	—	0,6	1,2	dB
Attenuation	α				
	10,00 ... 845,00 MHz	37	41	—	dB
	845,00 ... 851,00 MHz	32	36	—	dB
	851,00 ... 858,00 MHz	20	24	—	dB
	883,00 ... 892,00 MHz	35	40	—	dB
	892,00 ... 1000,00 MHz	42	47	—	dB
Temperature coefficient of frequency	TC_f	—	-30	—	ppm/K



Data Sheet

Characteristics

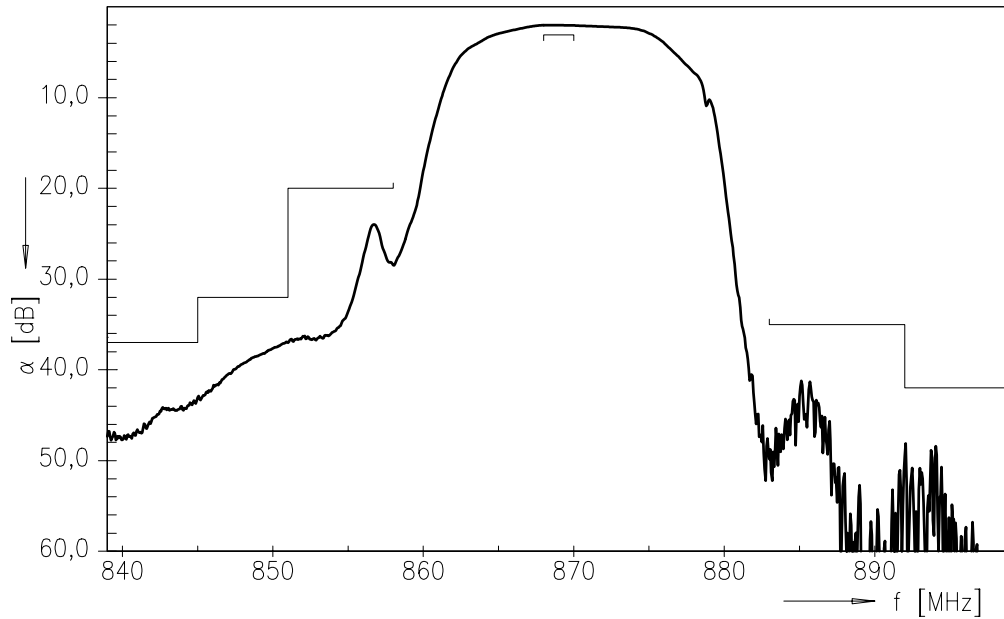
Reference temperature: $T_A = -40 \dots +85 \text{ }^\circ\text{C}$
 Terminating source impedance: $Z_S = 50 \text{ } \Omega$
 Terminating load impedance: $Z_L = 50 \text{ } \Omega$

		min.	typ.	max.	
Center frequency	f_c	—	869,0	—	MHz
Maximum insertion attenuation					
	868,00 ... 870,00 MHz α_{\max}	—	2,6	3,3	dB
Amplitude ripple (p-p)	$\Delta\alpha$				
	868,00 ... 870,00 MHz	—	0,6	1,2	dB
Attenuation	α				
	10,00 ... 845,00 MHz	37	41	—	dB
	845,00 ... 851,00 MHz	32	36	—	dB
	851,00 ... 856,80 MHz	20	24	—	dB
	883,00 ... 892,00 MHz	20	35	—	dB
	892,00 ... 1000,00 MHz	42	47	—	dB
Temperature coefficient of frequency	TC_f	—	-30	—	ppm/K

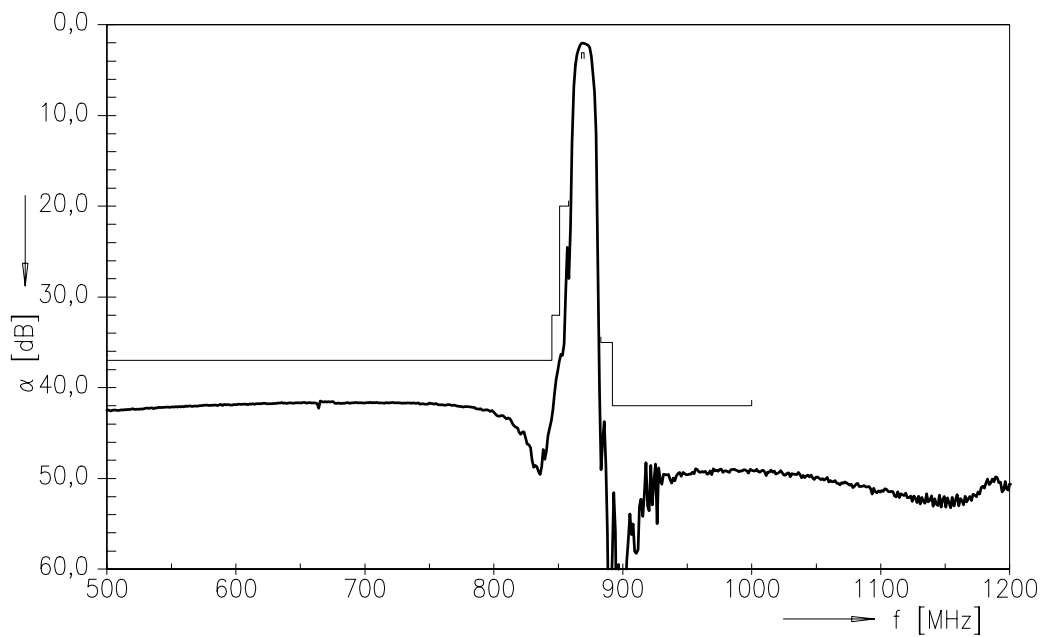


Data Sheet

Transfer function



Transfer function (wideband)





SAW Components

B3715

Low Loss Filter

869,0 MHz

Data Sheet

Published by EPCOS AG

Surface Acoustic Wave Components Division, SAW CE AE PD

P.O. Box 80 17 09, D-81617 München

© EPCOS AG 2005. All Rights Reserved. Reproduction, publication and dissemination of this brochure and the information contained therein without EPCOS' prior express consent is prohibited.

The information contained in this brochure describes the type of component and shall not be considered as guaranteed characteristics. Purchase orders are subject to the General Conditions for the Supply of Products and Services of the Electrical and Electronics Industry recommended by the ZVEI (German Electrical and Electronic Manufacturers' Association), unless otherwise agreed.

This brochure replaces the previous edition.

For questions on technology, prices and delivery please contact the Sales Offices of EPCOS AG or the international Representatives.

Due to technical requirements components may contain dangerous substances. For information on the type in question please also contact one of our Sales Offices.

单击下面可查看定价，库存，交付和生命周期等信息

[>>Qualcomm-RF360](#)