


THV 系列  
SERIES

125°C 2000~3000小时、低ESR品  
Load Life : 125°C 2000~3000 hours Low ESR

·可对应AEC-Q200。  
AEC-Q200.

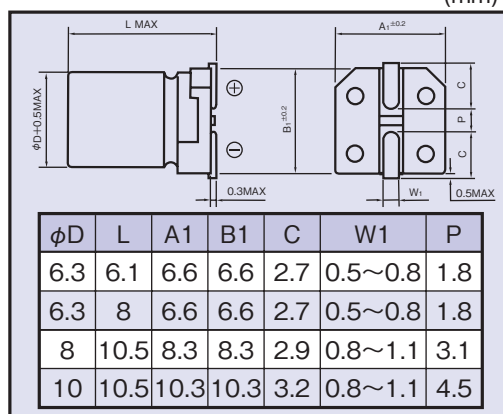
RoHS  
compliance



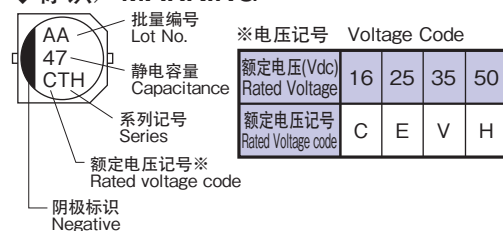
规格表 / SPECIFICATIONS

项目 Items	特性 Characteristics														
工作温度范围 Category Temperature Range	-40~+125°C														
额定电压范围 Rated Voltage Range	16~50Vdc														
静电容量允许差 Capacitance Tolerance	±20% (20°C, 120Hz)														
漏电流 Leakage Current(MAX)	小于I=0.01CV和3μA中的较大值 (施加额定电压2分钟后) I=0.01CV or 3μA whichever is greater. (After 2 minutes application of rated voltage)														
	I=漏电流(μA) Leakage Current	C=静电容量(μF) Capacitance	V=额定电压(Vdc) Rated Voltage												
损失角正切值 (tanδ) Dissipation Factor(MAX)	<table border="1"> <tr> <td>额定电压(Vdc) Rated Voltage</td> <td>16</td> <td>25</td> <td>35</td> <td>50</td> </tr> <tr> <td>tanδ</td> <td>0.23</td> <td>0.18</td> <td>0.16</td> <td>0.14</td> </tr> </table>	额定电压(Vdc) Rated Voltage	16	25	35	50	tanδ	0.23	0.18	0.16	0.14	(20°C, 120Hz)			
额定电压(Vdc) Rated Voltage	16	25	35	50											
tanδ	0.23	0.18	0.16	0.14											
耐久性 Endurance	在125°C环境中, 不超过额定电压的范围内叠加额定纹波电流, 连续加载右表时间后, 满足以下各项要求。 After applying rated voltage with rated ripple current for specified time at 125°C, the capacitors shall meet the following requirements.														
	静电容量变化率 Capacitance Change	初期值的±30%以内 Within ±30% of the initial value.	铝壳尺寸 Case Size	时间(hrs) Life Time											
	损失角正切值 Dissipation Factor	规格值的300%以下 Not more than 300% of the specified value.	φD=6.3	2000											
	漏电流 Leakage Current	规格值以下 Not more than the specified value.	φD≥8	3000											
低温特性 Low Temperature Stability (阻抗比) Impedance Ratio(MAX)	<table border="1"> <tr> <td>额定电压(Vdc) Rated Voltage</td> <td>16</td> <td>25</td> <td>35</td> <td>50</td> </tr> <tr> <td>Z(-40°C)/Z(20°C)</td> <td>4</td> <td>4</td> <td>3</td> <td>3</td> </tr> </table>	额定电压(Vdc) Rated Voltage	16	25	35	50	Z(-40°C)/Z(20°C)	4	4	3	3	(120Hz)			
额定电压(Vdc) Rated Voltage	16	25	35	50											
Z(-40°C)/Z(20°C)	4	4	3	3											

尺寸图 / DIMENSIONS (mm)



标识 / MARKING



纹波电流修正系数 / MULTIPLIER FOR RIPPLE CURRENT

频率(Hz) Frequency	120	1k	10k	100k≤
10~33μF	0.45	0.75	0.90	1.00
47~100μF	0.50	0.80	0.95	1.00
220~330μF	0.60	0.85	0.95	1.00

标准品一览表 / STANDARD SIZE Size φD×L(mm), Rated Ripple Current (mA r.m.s./125°C, 100kHz), ESR(Ω MAX/100kHz)

Vdc	Cap (μF)	Size (φD×L)	Ripple	ESR	
				20°C	-40°C
16	33	6.3×6.1	70	1	15
	47	6.3×8	200	0.7	10
	100	6.3×8	200	0.7	10
		8×10.5	300	0.3	4.5
	220	8×10.5	300	0.3	4.5
		10×10.5	500	0.2	3
330	10×10.5	500	0.2	3	
25	33	6.3×6.1	70	1	15
	47	6.3×8	200	0.7	10
	100	8×10.5	300	0.3	4.5
		10×10.5	500	0.2	3
	220	8×10.5	300	0.3	4.5
		10×10.5	500	0.2	3
330	10×10.5	500	0.2	3	
35	22	6.3×8	200	0.7	10
	33	6.3×6.1	70	1	15
		6.3×8	200	0.7	10
	47	6.3×8	200	0.7	10
		8×10.5	300	0.3	4.5
	100	8×10.5	300	0.3	4.5
10×10.5		500	0.2	3	
220	10×10.5	500	0.2	3	
50	10	6.3×6.1	70	1	15
	22	6.3×8	150	0.9	10
	33	6.3×8	150	0.9	10
		8×10.5	250	0.36	4.5
	47	8×10.5	250	0.36	4.5
		10×10.5	350	0.25	3
100	10×10.5	350	0.25	3	

产品型号体系 / PART NUMBER



单击下面可查看定价，库存，交付和生命周期等信息

[>>Rubycon\(红宝石\)](#)