

Description

Positive Thermal Coefficient devices(PTC),provide over-current protection for electrical and electronic devices. They function using conducting strips of metal imbedded inside polymers. Under normal conditions, the devices resistance is near zero, but over-current conditions will heat the PTC and expand the polymer, increasing the impedance. When current returns to normal, the components cool down, returning to their original shape and very low levels of resistance.



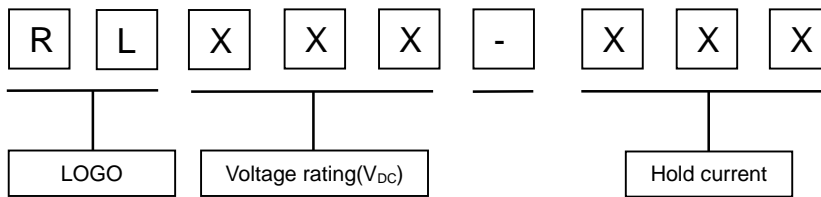
Features

- I I(hold): 0.3~15A
- I 16V Operating voltages
- I Radial leaded devices.
- I Over-current protection
- I Very high voltage surge capabilities.
- I Available in lead-free version.
- I Fast time-to-trip
- I RoHS compliant, Lead- Free and Halogen-Free

Applications

- I Over-current and over-temperature protection of automotive electronics
- I Hard disk drives
- I Point-of-sale (POS) equipment
- I PCMCIA cards
- I Power over Ethernet (POE)
- I HDMI 1.4 Source protection
- I Computers & peripherals
- I Industrial control
- I Security systems

Part Number Code



Environmental Specifications

Test	Conditions	Resistance change
Passive aging	+85°C,1000hrs	±8% typical
Humidity aging	+85°C, 85%R.H.1000hrs	±8% typical
Thermal shock	+125°C to -55°C, 10times	±12% typical
Resistance to solvent	MIL-STD-202, Method 215	No change
Vibration	MIL-STD-202, Method 201	No change



Electrical Characteristic

Model	I _{hold} (A)	I _T (A)	V _{max} (V)	Maximum Time to Trip		I _{max} (A)	Pd _{typ} (W)	Resistance(Ω)	
				Current(A)	Time(S)			Ri _{min}	R1 _{max}
RL16-030	0.3	0.6	16	1.5	1	40	0.3	0.3	1.3
RL16-050	0.5	1.0	16	2.5	1.1	40	0.4	0.2	0.65
RL16-075	0.75	1.5	16	3.75	4.8	40	0.3	0.1	0.28
RL16-090	0.9	1.8	16	4.5	1.2	40	0.6	0.09	0.25
RL16-100	1.0	2.0	16	5.0	5.0	40	1.0	0.07	0.25
RL16-110	1.1	2.2	16	5.5	2.3	40	0.7	0.08	0.24
RL16-135	1.35	2.7	16	6.75	4.5	40	0.8	0.04	0.25
RL16-160	1.6	3.2	16	8	9	40	0.9	0.03	0.2
RL16-200	2	4	16	10	9	40	0.9	0.018	0.09
RL16-300	3	6	16	15	2	40	2.3	0.02	0.11
RL16-400	4	8	16	20	3.5	40	2.4	0.02	0.08
RL16-500	5	10	16	25	3.6	40	2.6	0.014	0.044
RL16-600	6	12	16	30	5.8	40	2.8	0.009	0.031
RL16-700	7	14	16	35	8	40	3.0	0.006	0.022
RL16-800	8	16	16	40	9	40	3.0	0.005	0.021
RL16-900	9	18	16	45	12	40	3.3	0.004	0.018
RL16-1000	10	20	16	50	12.5	40	3.6	0.003	0.015
RL16-1100	11	22	16	55	13.5	40	3.7	0.003	0.013
RL16-1200	12	24	16	60	16	40	4.2	0.002	0.012
RL16-1300	13	26	16	65	18	40	4.6	0.002	0.012
RL16-1400	14	28	16	70	20	40	4.6	0.002	0.011
RL16-1500	15	30	16	75	18	40	4.6	0.002	0.0075

I_H=Hold current: maximum current at which the device will not trip at 25°C still air.

I_T=Trip current: minimum current at which the device will always trip at 25°C still air.

V_{max}=Maximum voltage device can withstand without damage at rated current.

I_{max}=Maximum fault current device can withstand without damage at rated voltage.

T_{trip}=Maximum time to trip(s) at assigned current.

P_d=Typical power dissipation: typical amount of power dissipated by the device when in state air environment.

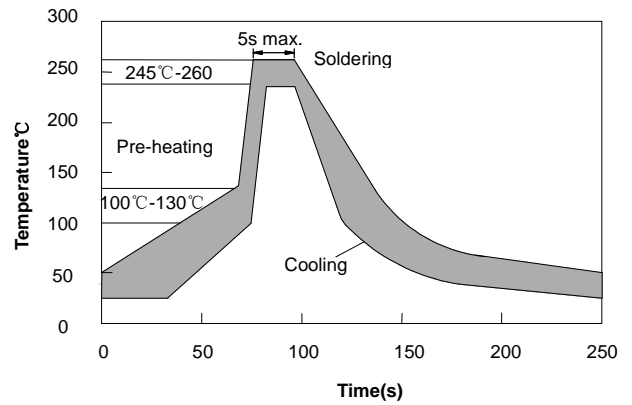
Ri_{min}=Minimum device resistance at 25°C prior to tripping.

R1_{max}=Maximum device resistance is measured one hour post reflow.

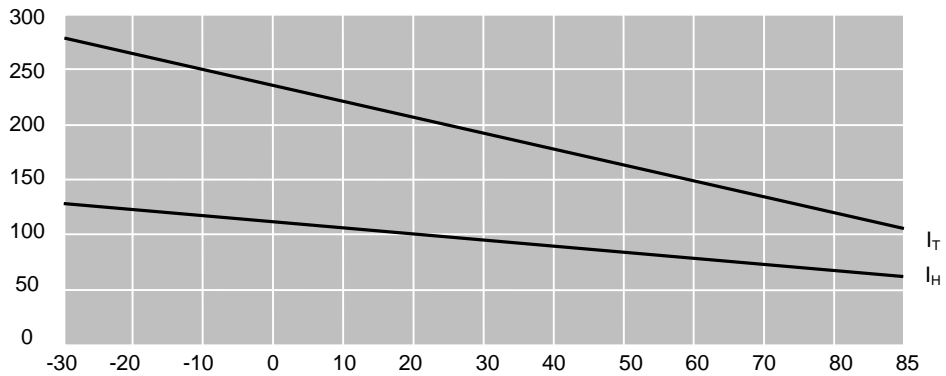


Solder reflow conditions

Wave Soldering
Soldering Temperature: 260°C ~ 270°C
Soldering Time: ≤ 3sec.
Soldering Position: Resettable fuse wire and the bottom ≥ 6mm.
Manual soldering
Soldering Temperature: 250°C ~ 280°C
Soldering Time: ≤ 3sec.
Soldering Position: Resettable fuse wire and the bottom ≥ 6mm.



Environmental temperature and I_H, I_T



Product Dimensions

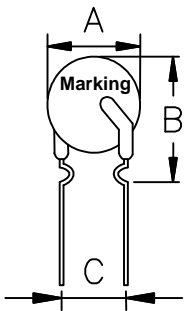


fig.1

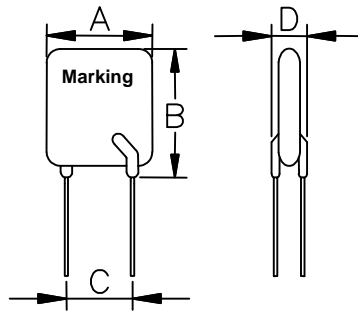


fig.2

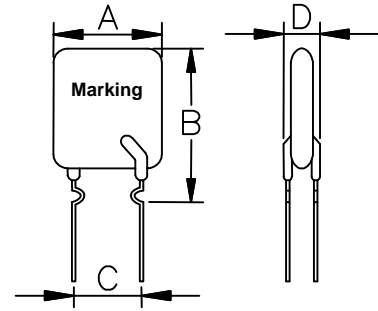


fig.3

Type Number	Dimensions (mm)					Dimensions (in)					Shape
	A(max)	B(max)	C(typ)	D(max)	LeadΦ (typ)	A(max)	B(max)	C(typ)	D(max)	LeadΦ (typ)	Fig
RL16-030	4.5	9.0	5.1	3.1	0.5	0.177	0.354	0.201	0.122	0.02	1
RL16-050	5.5	12.0	5.1	3.0	0.5	0.224	0.217	0.201	0.118	0.02	1
RL16-075	6.9	11.4	5.1	3.0	0.5	0.272	0.449	0.201	0.118	0.02	1
RL16-090	7.4	13.5	5.1	3.0	0.5	0.291	0.531	0.201	0.118	0.02	1
RL16-100	7.4	12.2	5.1	3.0	0.5	0.291	0.480	0.201	0.118	0.02	1
RL16-110	7.4	14.2	5.1	3.0	0.6	0.291	0.559	0.201	0.118	0.024	1
RL16-135	8.9	13.5	5.1	3.0	0.6	0.350	0.531	0.201	0.118	0.024	3
RL16-160	8.9	16.7	5.1	3.0	0.6	0.350	0.657	0.201	0.118	0.024	1
RL16-200	8.9	14.8	5.1	3.0	0.6	0.350	0.583	0.201	0.118	0.024	3
RL16-300	9.0	12.0	5.1	3.0	0.8	0.354	0.472	0.201	0.118	0.031	2
RL16-400	10.0	13.0	5.1	3.0	0.8	0.394	0.512	0.201	0.118	0.031	2
RL16-500	10.7	17.5	5.1	3.0	0.8	0.421	0.689	0.201	0.118	0.031	2
RL16-600	13.5	17.5	5.1	3.0	0.8	0.531	0.689	0.201	0.118	0.031	2
RL16-700	13.5	23.0	5.1	3.0	0.8	0.531	0.906	0.201	0.118	0.031	2
RL16-800	13.5	23.0	5.1	3.0	0.8	0.531	0.906	0.201	0.118	0.031	2
RL16-900	15.0	24.0	5.1	3.0	0.8	0.591	0.945	0.201	0.118	0.031	2
RL16-1000	18.0	26.0	5.1	3.0	0.8	0.709	1.024	0.201	0.118	0.031	2
RL16-1100	18.2	26.0	5.1	3.0	0.8	0.717	1.024	0.201	0.118	0.031	2
RL16-1200	22.5	28.0	5.1	3.5	0.8	0.886	1.102	0.201	0.138	0.031	2
RL16-1300	26.5	30.0	10.2	3.0	0.8	1.043	1.181	0.402	0.118	0.031	2
RL16-1400	28.6	30.0	10.2	3.5	0.8	1.126	1.181	0.402	0.138	0.031	2
RL16-1500	28.6	31.5	10.2	3.0	0.8	1.043	1.122	0.402	0.118	0.031	2

Packaging

Part Number	Quantity
RL16-030~RL16-1000	500pcs/bag
RL16-1100~RL16-1200	250pcs/bag
RL16-1300~RL16-1500	200pcs/bag



单击下面可查看定价，库存，交付和生命周期等信息

[>>RUILON\(瑞隆源\)](#)