

Description

Positive Thermal Coefficient devices(PTC),provide over-current protection for electrical and electronic devices. They function using conducting strips of metal imbedded inside polymers. Under normal conditions, the devices resistance is near zero, but over-current conditions will heat the PTC and expand the polymer, increasing the impedance. When current returns to normal, the components cool down, returning to their original shape and very low levels of resistance.



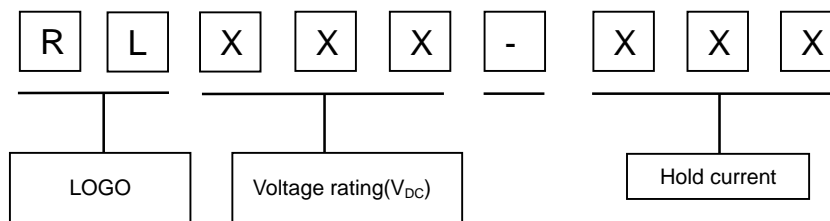
Features

- I I(hold): 0.2~5.0A
- I 72V Operating voltages
- I Radial leaded devices.
- I Over-current protection
- I Very high voltage surge capabilities.
- I Available in lead-free version.
- I Fast time-to-trip
- I RoHS compliant, Lead- Free and Halogen-Free

Applications

- I Over-current and over-temperature protection of automotive electronics
- I Hard disk drives
- I PC motherboards
- I Point-of-sale (POS) equipment
- I PCMCIA cards
- I USB port protection - USB 2.0, 3.0 & OTG
- I HDMI 1.4 Source protection
- I Computers & peripherals
- I Industrial control
- I Security systems

Part Number Code



Environmental Specifications

Test	Conditions	Resistance change
Passive aging	+85°C,1000hrs	±8% typical
Humidity aging	+85°C, 85%R.H.1000hrs	±8% typical
Thermal shock	+125°C to -55°C, 10times	±12% typical
Resistance to solvent	MIL-STD-202, Method 215	No change
Vibration	MIL-STD-202, Method 201	No change



Electrical Characteristic

Model	I _{hold} (A)	I _T (A)	V _{max} (V)	Maximum Time to Trip		I _{max} (A)	Pd _{typ} (W)	Resistance(Ω)	
				Current(A)	Time(S)			Ri _{min}	R1 _{max}
RL72-020	0.20	0.4	72	1.0	3.6	40	0.52	1.50	4.49
RL72-025	0.25	0.5	72	1.25	3.2	40	0.52	1.00	3.00
RL72-030	0.30	0.6	72	1.5	3.0	40	0.59	0.76	2.20
RL72-040	0.40	0.8	72	2.0	3.8	40	0.66	0.45	1.40
RL72-050	0.50	1.0	72	2.5	4.0	40	0.80	0.40	1.20
RL72-065	0.65	1.3	72	3.25	5.3	40	0.90	0.27	0.74
RL72-075	0.75	1.5	72	3.75	6.3	40	0.95	0.18	0.62
RL72-090	0.90	1.8	72	4.5	7.2	40	1.0	0.14	0.49
RL72-110	1.10	2.2	72	5.5	8.2	40	1.51	0.14	0.40
RL72-135	1.35	2.7	72	6.75	9.6	40	1.71	0.12	0.32
RL72-160	1.60	3.2	72	8.0	11.4	40	1.98	0.09	0.24
RL72-185	1.85	3.7	72	9.25	12.6	40	2.1	0.08	0.21
RL72-250	2.50	5.0	72	12.5	15.6	40	2.5	0.05	0.15
RL72-300	3.00	6.0	72	15.0	19.8	40	2.8	0.04	0.12
RL72-375	3.75	7.5	72	18.75	24.0	40	3.2	0.03	0.10
RL72-500	5.00	10.0	72	25.0	23.0	40	3.2	0.015	0.08

I_H=Hold current: maximum current at which the device will not trip at 25°C still air.

I_T=Trip current: minimum current at which the device will nalways at 25°C still air.

V_{max}=Maximum voltage device can withstand without damage at rated current.

I_{max}=Maximum fault current device can withstand tithout damage at rated voltage.

T_{trip}=Maximum time to trip(s) at assigned current.

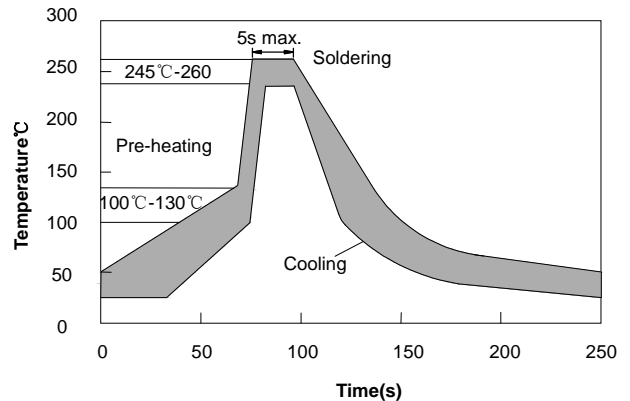
P_d=Typical power dissipation: typical amount of power dissipated by the decice when in state air environment.

Ri_{min}=Minimum device resistance at 25°C prior to tripping.

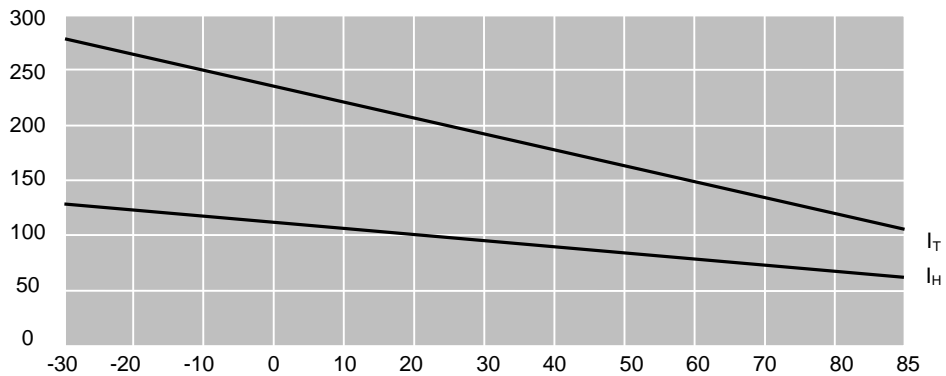
R1_{max}=Maximum device resistance is measured one hour post reflow.

Solder reflow conditions


Wave Soldering
Soldering Temperature:260°C~270°C
Soldering Time:≤3sec.
Soldering Position: Resettable fuse wire and the bottom ≥ 6mm。
Manual soldering
Soldering Temperature:250°C~280°C
Soldering Time:≤3sec.
Soldering Position: Resettable fuse wire and the bottom ≥ 6mm。



Environmental temperature and I_H, I_T



Product Dimensions



Type Number	Dimensions (mm)					Dimensions (in)					Shape
	A(max)	B(max)	C(typ)	D(max)	Lead Φ (typ)	A(max)	B(max)	C(typ)	D(max)	Lead Φ (typ)	Fig
RL72-020	7.4	12.7	5.1	3.1	0.5	0.291	0.500	0.201	0.122	0.02	1
RL72-025	7.4	12.7	5.1	3.1	0.5	0.291	0.500	0.201	0.122	0.02	1
RL72-030	7.4	13.0	5.1	3.1	0.5	0.291	0.512	0.201	0.122	0.02	1
RL72-040	7.8	16.2	5.1	3.1	0.5	0.307	0.638	0.201	0.122	0.02	1
RL72-050	7.9	16.2	5.1	3.1	0.5	0.311	0.638	0.201	0.122	0.02	1
RL72-065	9.7	17.8	5.1	3.1	0.6	0.382	0.701	0.201	0.122	0.024	1
RL72-075	10.4	18.4	5.1	3.1	0.6	0.409	0.724	0.201	0.122	0.024	1
RL72-090	11.7	18.4	5.1	3.1	0.6	0.461	0.724	0.201	0.122	0.024	1
RL72-110	13.0	18.0	5.1	3.1	0.8	0.512	0.709	0.201	0.122	0.031	2
RL72-135	14.5	19.6	5.1	3.1	0.8	0.571	0.772	0.201	0.122	0.031	2
RL72-160	16.3	21.3	5.1	3.1	0.8	0.642	0.839	0.201	0.122	0.031	2
RL72-185	17.8	22.9	5.1	3.1	0.8	0.701	0.902	0.201	0.122	0.031	2
RL72-250	21.3	26.4	10.2	3.1	0.8	0.839	1.039	0.402	0.122	0.031	2
RL72-300	23.9	28.6	10.2	3.1	0.8	0.941	1.126	0.402	0.122	0.031	2
RL72-375	28.5	33.5	10.2	3.1	0.8	1.122	1.319	0.402	0.122	0.031	2
RL72-500	29.5	32.5	10.7	3.1	0.8	1.161	1.280	0.421	0.122	0.031	2



Packaging

Part Number	Quantity
RL72-020~RL72-185	1000pcs/bag
RL72-250~RL72-500	500pcs/bag



单击下面可查看定价，库存，交付和生命周期等信息

[>>RUILON\(瑞隆源\)](#)