

RUILON

瑞隆源电子



TVS/ESD Arrays

RLSD92Qxx1C Series

361° Circuit Protection
System

Revision:DEC-16

Please refer to <http://www.ruilon.com.cn> for current information.

Downloaded From [Oneyac.com](http://www.Oneyac.com)

TVS/ESD Arrays - RLSD92Qxx1C Series

Features

- 40 Watts Peak Pulse Power per Line (tp = 8/20μs)
- Working voltages: 3.3V、 5V
- Low Leakage Current
- Low operating and clamping voltages
- Lead Free/RoHS compliant
- Solid-state silicon avalanche technology
- Provides ESD protection to IEC61000-4-2(ESD):
 - ±15kV (air discharge)
 - ±8kV (contact discharge)



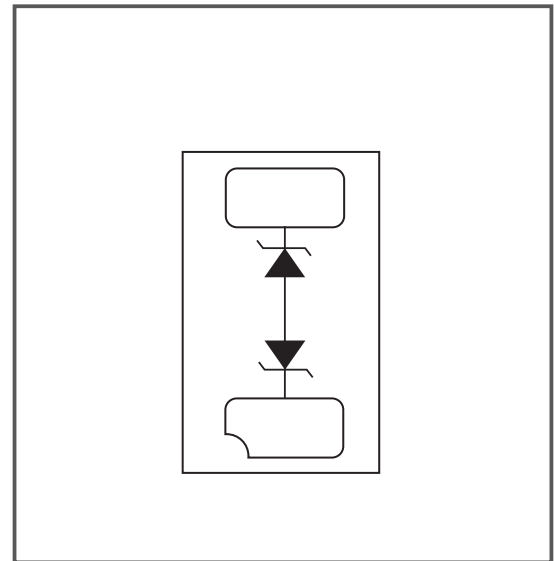
Mechanical Characteristics

- SOD-882 package
- Molding compound flammability rating: UL 94V-0
- Quantity Per Reel :10,000pcs
- Reel Size : 7 inch
- Lead Finish : Lead Free

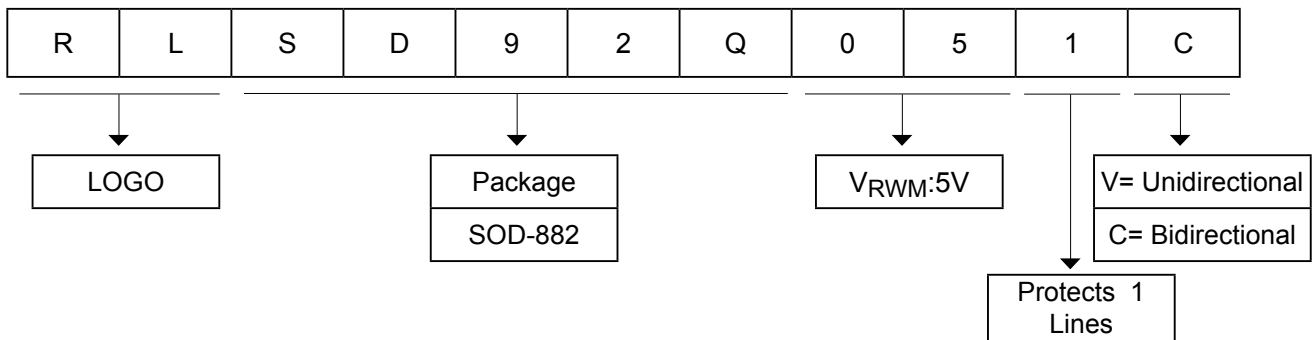
Applications

- Video I/O ports protection
- Set Top Boxes
- Portable Instrumentation
- Notebooks, Desktops, and Servers
- Pagers Peripherals

Pinout and Functional Block Diagram



Part Number Code



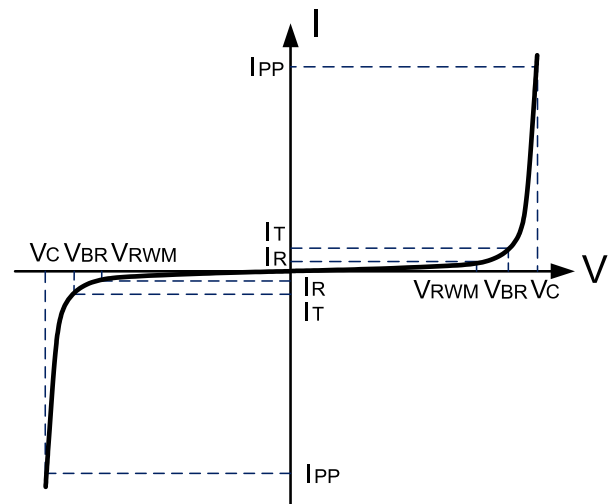
TVS/ESD Arrays - RLSD92Qxx1C Series

Absolute Maximum Rating

Rating	Symbol	Value	Units
Peak Pulse Power (tp =8/20μs)	Ppk	40	Watts
ESD Voltage (Contact)	VESD	±8	Kv
ESD Voltage (Air)	VESD	±15	Kv
Lead Soldering Temperature	T _L	260 (10 sec.)	°C
Operating Temperature	T _J	-55 to +125	°C
Storage Temperature	T _{STG}	-55 to +150	°C

Electrical Parameters (T=25°C)

Symbol	Parameter
V _{RWM}	Working Peak Reverse Voltage
I _R	Maximum Reverse Leakage Current @ V _{RWM}
V _{BR}	Breakdown Voltage @ I _T
I _T	Test Current
I _F	Forward Current
V _F	Forward Voltage @ I _F



Electrical Characteristics(@ 25°C Unless Otherwise Specified)

Type Number	Reverse Stand-Off Voltage	Minimum Breakdown Voltage	Peak Pulse Voltage @8/20μS	Peak Pulse Current @8/20μS	Reverse Leakage @VRWM	Typical Capacitance
	V _{RWM}	V _{BR} @1mA	V _C @1A	I _{PP}	I _R @VRWM	DC=0V C _J @ 1 MHz
	V	V	V	A	μA	pF
RLSD92Q031C	3.3	4	7.5	6	2.5	25
RLSD92Q051C	5	6	9.8	4	1	15

TVS/ESD Arrays - RLSD92Qxx1C Series

Typical Characteristics

Fig1. 8/20 μ s Pulse Waveform

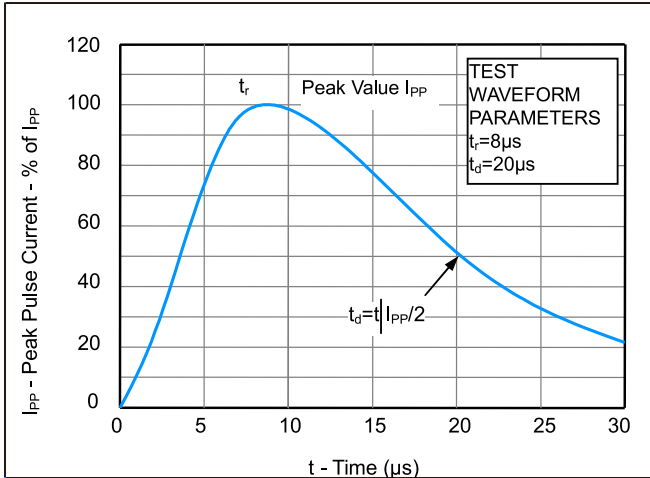


Fig2. ESD Pulse Waveform (according to IEC 61000-4-2)

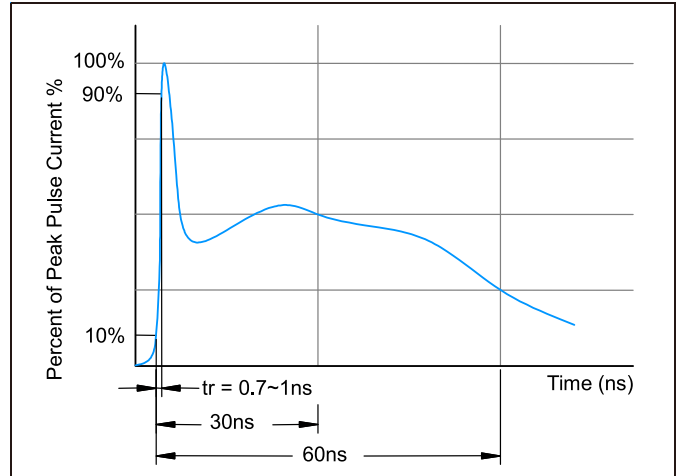


Fig3. Power Derating Curve

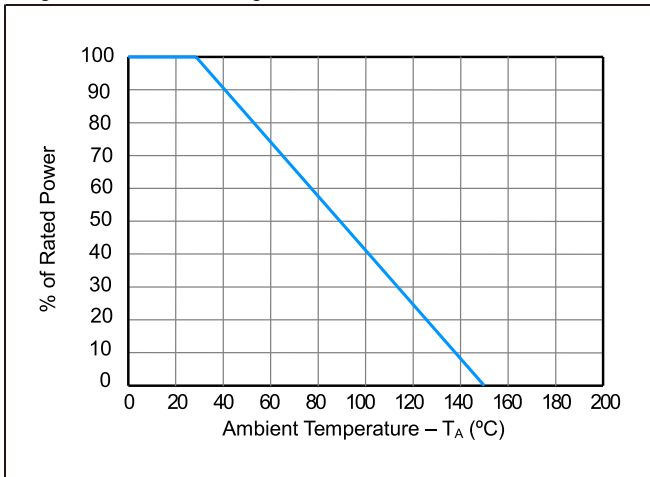
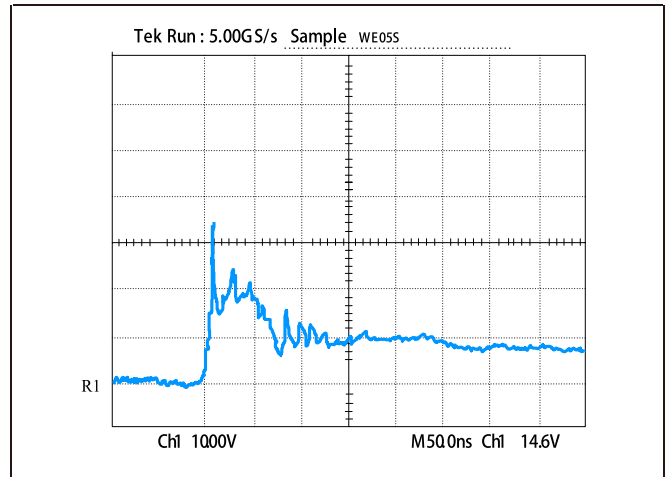
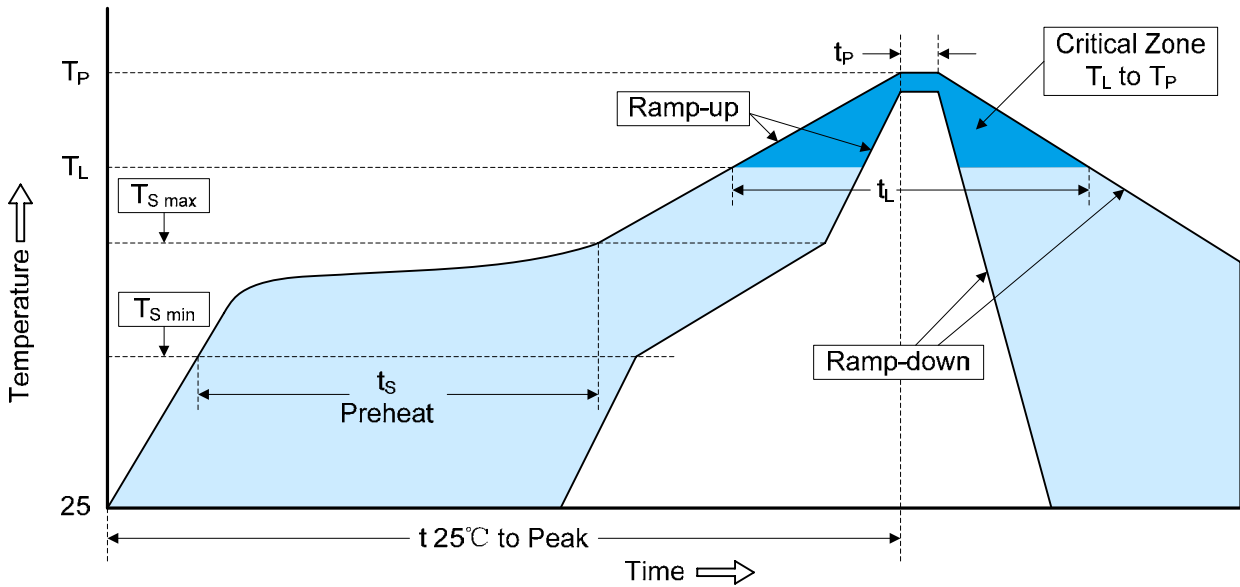


Figure 4: ESD Clamping (8kV Contact per IEC 61000-4-2)



TVS/ESD Arrays - RLSD92Qxx1C Series

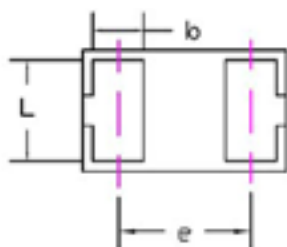
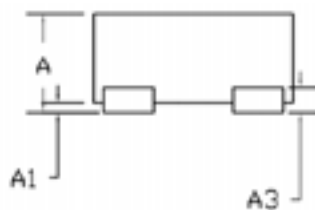
Recommended Soldering Conditions



Profile Feature	Pb-Free Assembly
Average ramp-up rate (T _L to T _P)	3°C/second max.
Preheat	150°C
-Temperature Min (T _{S min})	200°C
-Temperature Max (T _{S max})	60-180 seconds
-Time (min to max) (t _s)	
T _{S max} to T _L	3°C/second max.
-Ramp-up Rate	
Time maintained above:	217°C
-Temperature (T _L)	60-150 seconds
-Time (t _L)	
Peak Temperature (T _P)	260°C
Time within 5°C of actual Peak Temperature (t _p)	20-40 seconds
Ramp-down Rate	6°C/second max.
Time 25°C to Peak Temperature	8 minutes max.

TVS/ESD Arrays - RLSD92Qxx1C Series

Package dimension SOD-882



Dimensions			
Symbol	Min	Nom	Max
A	0.45	-	0.55
A1	0.01	-	0.05
A3	0.150Ref		
D	0.951	-	1.05
E	0.55	0.65	0.65
b	0.200	0.25	0.30
L	0.450	0.50	0.55
e	0.65 BSC		

单击下面可查看定价，库存，交付和生命周期等信息

[>>RUILON\(瑞隆源\)](#)