

DO NOT SCALE FROM THIS PRINT

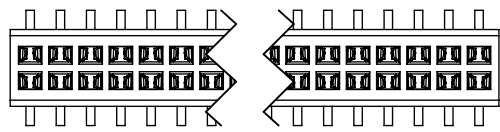


FIG 2  
(SAME AS FIG 1 EXCEPT INSULATOR)

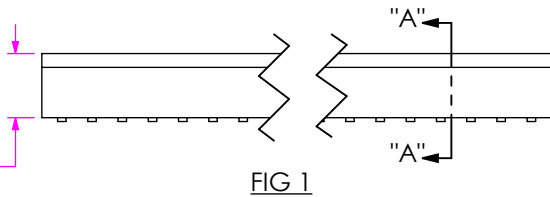
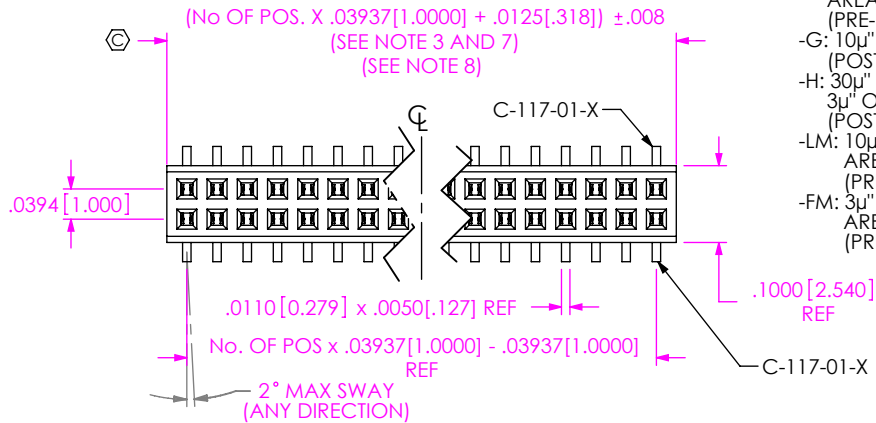


FIG 1

.0835 [2.121] REF

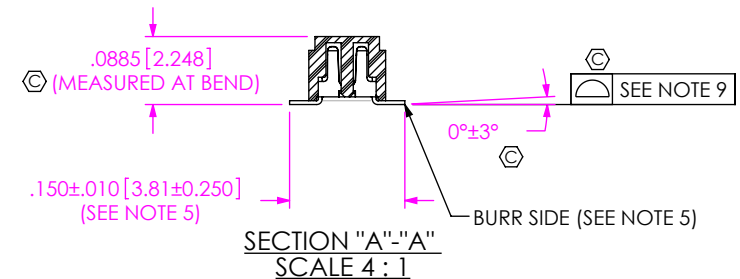
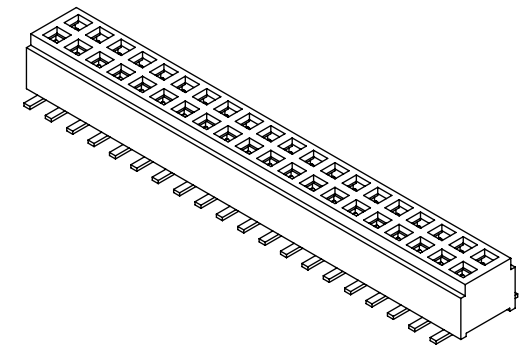
CLM-1XX-XX-XX-D-XX

No OF POSITIONS / ROW  
-02 THRU -50

LEAD STYLE SPEC  
-02: SURFACE MOUNT  
(USE C-117-01-X)

- PLATING SPECIFICATION
- F: 3μ" FLASH SELECTIVE GOLD IN CONTACT AREA MATTE TIN ON TAIL (PRE-PLATED CONTACT)
  - L: 10μ" LIGHT SELECTIVE GOLD IN CONTACT AREA MATTE TIN ON TAIL (PRE-PLATED CONTACT)
  - G: 10μ" GOLD IN CONTACT AREA 3μ" ON TAIL (POST-PLATED CONTACT)
  - H: 30μ" HEAVY GOLD IN CONTACT AREA 3μ" ON TAIL (POST-PLATED CONTACT)
  - LM: 10μ" LIGHT SELECTIVE GOLD IN CONTACT AREA MATTE TIN ON TAIL (PRE-PLATED CONTACT)
  - FM: 3μ" FLASH SELECTIVE GOLD IN CONTACT AREA MATTE TIN ON TAIL (PRE-PLATED CONTACT)

- OPTION
- P: PICK & PLACE PAD (AVAILABLE ON POS 7 THRU 50 ONLY) (SEE FIG 3, SHT 2)(USE LMP-04)
  - TR: TAPE & REEL (SEE NOTE 10)
  - BE: BOTTOM ENTRY ONLY (SEE FIG 2)(USE CLM-XX-DBE-XX)
  - PA: PICK & PLACE PAD W/ ALIGNMENT PINS (SEE FIG 4, SHT 2)
  - A: ALIGNMENT PIN (USE CLM-XX-D-XX) (AVAILABLE ON POS 3 THRU 50 ONLY) (SEE FIG 5, SHT 2)
  - K: POLYIMIDE FILM PAD (POSITION 3 THRU 6 USE K-DOT-.098-.222-.005) (SEE FIG 7, SHT 2) (POSITION 7 THRU 50 USE K-DOT-.138-.250-.005) (SEE FIG 6, SHT 2)
  - FR: FULL REEL QTY. TAPE & REEL (SEE NOTE 11)
- BODY SPEC
- D: DOUBLE ROW (USE CLM-XX-D)

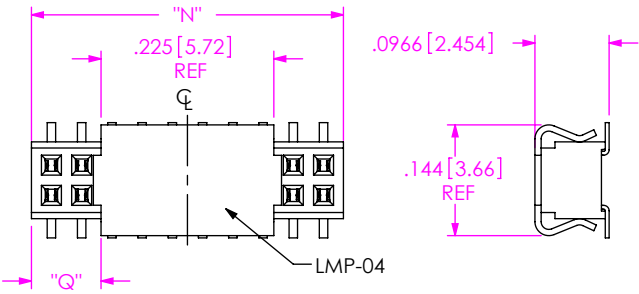


NOTES:

1. Ⓞ REPRESENTS CRITICAL DIMENSION.
2. MINIMUM PUSHOUT FORCE: .5 LB.
3. WILL LOSE A POSITION FOR EVERY CUT MADE ON A SOCKET STRIP.
4. POSITIONS -05 THRU -50 ARE TO BE TUBED. POSITIONS -03 AND -04 WITH -K OPTION ARE TO BE TUBED. POSITIONS -02 THROUGH -04 WITH NO OPTIONS, -A, OR -BE TO BE BULK PACKAGED IN A ASBBLTXXX BAG AS STANDARD.
5. SHEAR TAILS TO DIMENSIONS SHOWN, .003 MAX SHEAR BURR.
6. PARTS TO BE SYMMETRICAL ABOUT G.
7. CUT FLASH TO BE .010 [.25] MAX WITH NO FLASH ALLOWED IN HOLES OR EXTENDING BELOW LEADS.
8. TAIL SIDE ENDWALL AFTER CUTTING: .0116±.0025 [.295±.064]
9. COPLANARITY TO BE .0040 FOR POSITIONS 2-25 & .0060 FOR POSITIONS 26-50.
10. -TR OPTION ORDERS INVOLVING PARTIAL REEL QUANTITIES MAY BE PACKAGED ACCORDING TO THE SAMTEC PACKAGING EFFICIENCY STANDARDS (SPES) FOUND ON WWW.SAMTEC.COM.
11. -FR OPTIONS WILL BE SHIPPED AT THE MAX QUANTITY PER REEL, BASED ON OPTIONS SELECTED.

<p>UNLESS OTHERWISE SPECIFIED, DIMENSIONS ARE IN INCHES.</p> <p>TOLERANCES ARE:</p> <table border="0"> <tr> <td>DECIMALS</td> <td>ANGLES</td> </tr> <tr> <td>.XX: ±.01 [.3]</td> <td>2°</td> </tr> <tr> <td>.XXX: ±.005 [.13]</td> <td></td> </tr> <tr> <td>.XXXX: ±.0020 [.051]</td> <td></td> </tr> </table>	DECIMALS	ANGLES	.XX: ±.01 [.3]	2°	.XXX: ±.005 [.13]		.XXXX: ±.0020 [.051]		<p>PROPRIETARY NOTE</p> <p>THIS DOCUMENT CONTAINS CONFIDENTIAL AND PROPRIETARY INFORMATION AND ALL DESIGN, MANUFACTURING, REPRODUCTION, USE, PATENT RIGHTS AND SALES RIGHTS ARE EXPRESSLY RESERVED BY SAMTEC, INC. THIS DOCUMENT SHALL NOT BE DISCLOSED, IN WHOLE OR PART, TO ANY UNAUTHORIZED PERSON OR ENTITY NOR REPRODUCED, TRANSFERRED OR INCORPORATED IN ANY OTHER PROJECT IN ANY MANNER WITHOUT THE EXPRESS WRITTEN CONSENT OF SAMTEC, INC.</p>	<p>520 PARK EAST BLVD., NEW ALBANY, IN 47150 PHONE: 812-944-6733 FAX: 812-948-5047 e-Mail: info@SAMTEC.com code 55322</p>
	DECIMALS	ANGLES								
.XX: ±.01 [.3]	2°									
.XXX: ±.005 [.13]										
.XXXX: ±.0020 [.051]										
<p>MATERIAL: DO NOT SCALE DRAWING SHEET SCALE: 2:1</p> <p>BODY: LCP, UL 94 VO COLOR: BLACK</p> <p>TERMINAL: PHOS BRONZE</p> <p>F:\DWG\MISC\MKTG\CLM-1XX-XX-XX-D-XX-MKT.SLDDRW</p>	<p>DESCRIPTION: LOW PROFILE 1MM x 1MM DOUBLE ROW BODY</p> <p>DWG. NO. <b>CLM-1XX-XX-XX-D-XX</b></p> <p>BY: G. PURVIS 08/10/94 SHEET 1 OF 2</p>									

**FIG 3**  
-P: PICK & PLACE PAD  
AVAILABLE ON POSITIONS 7 THRU 50 ONLY



NOTE: "N" = USED MEASURED DIMENSION (REF)  
"Q" =  $\{("N" - .225[5.72]) / 2\} \pm .020[.51]$

**FIG 4**  
-PA: PICK & PLACE PAD WITH ALIGNMENT PINS

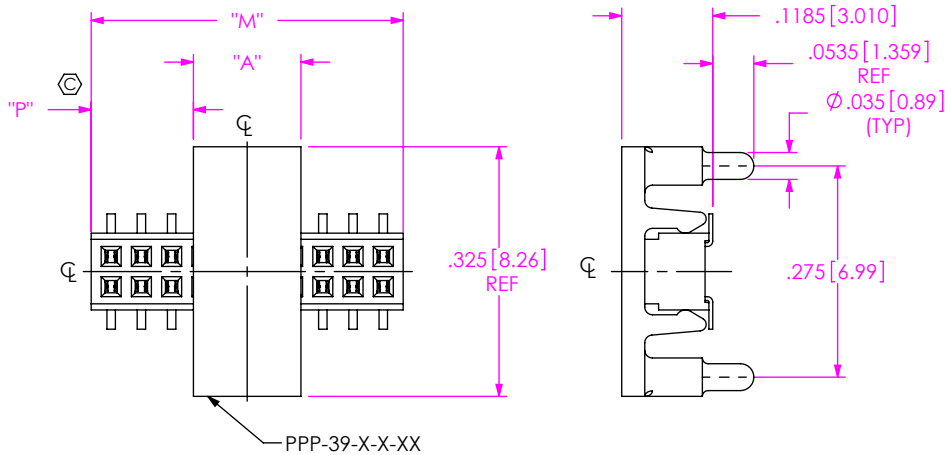


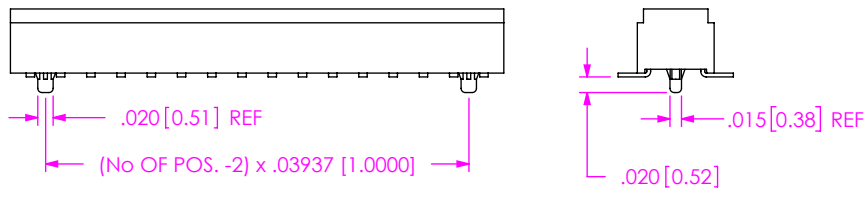
TABLE 1

POS / ROW	"A"	"M"	"P"
4-15	.140[3.58] REF	USED MEASURED DIMENSION(REF)	$\{("M" - "A") / 2\} \pm .010[.25]$
16-50	.280[7.11] REF		

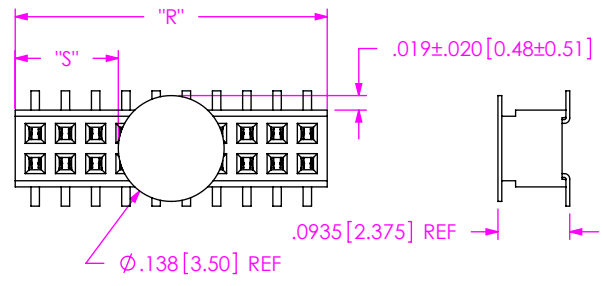
TABLE 3

POSITIONS		PAD
EVEN	4-14	PPP-39-E-4-15
	16-50	PPP-39-E-16-50
ODD	5-15	PPP-39-O-4-15
	17-49	PPP-39-O-16-50

**FIG 5**  
-A: MOLDED ALIGNMENT PIN

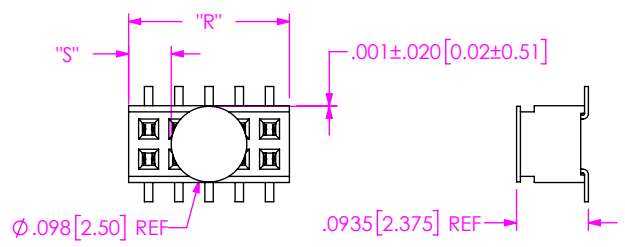


**FIG 6**  
-K: POLYAMIDE FILM PAD  
AVAILABLE ON POSITIONS 7 THRU 50 ONLY



NOTE: "R" = USED MEASURED DIMENSION (REF)  
"S" =  $\{("R" - .138[3.50]) / 2\} \pm .020[.51]$

**FIG 7**  
-K: POLYAMIDE FILM PAD  
AVAILABLE ON POSITIONS 3 THRU 6 ONLY

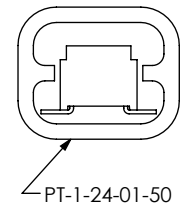
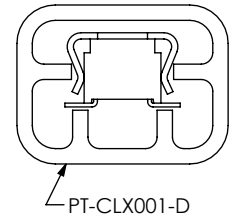


NOTE: "R" = USED MEASURED DIMENSION (REF)  
"S" =  $\{("R" - .098[2.49]) / 2\} \pm .020[.51]$

-PACKAGING  
(SEE NOTE 4)

TABLE 2 (INCLUDES -D & -D-BE)		
OPTION	TUBE	PLUG
-P, -A-P	PT-CLX001-D	TP-33
-NONE -A, -A-K, -K	PT-1-24-01-50	TP-33

NOTE: ALL -PA OPTION PARTS SHIP IN EIA-960 TRAYS.



**PROPRIETARY NOTE**  
THIS DOCUMENT CONTAINS CONFIDENTIAL AND PROPRIETARY INFORMATION AND ALL DESIGN, MANUFACTURING, REPRODUCTION, USE, PATENT RIGHTS AND SALES RIGHTS ARE EXPRESSLY RESERVED BY SAMTEC, INC. THIS DOCUMENT SHALL NOT BE DISCLOSED, IN WHOLE OR PART, TO ANY UNAUTHORIZED PERSON OR ENTITY NOR REPRODUCED, TRANSFERRED OR INCORPORATED IN ANY OTHER PROJECT IN ANY MANNER WITHOUT THE EXPRESS WRITTEN CONSENT OF SAMTEC, INC.

**samtec**  
520 PARK EAST BLVD, NEW ALBANY, IN 47150  
PHONE: 812-944-6733 FAX: 812-948-5047  
e-Mail info@SAMTEC.com code 55322

DO NOT SCALE DRAWING  
SHEET SCALE: 4:1

DESCRIPTION:  
LOW PROFILE 1MM x 1MM DOUBLE ROW BODY

DWG. NO. **CLM-1XX-XX-XX-D-XX**

BY: G. PURVIS 08/10/94 SHEET 2 OF 2

单击下面可查看定价，库存，交付和生命周期等信息

[>>SAMTEC](#)