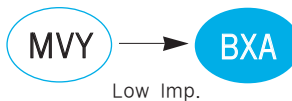


## BXA Series

• 105°C 1,000~2,000Hrs assured.

Solvent-proof

- Vertical SMD type.
- Low Impedance.
- For STB, Satellite Radio, Computer Server.
- RoHS compliant.
- Halogen-free capacitors are also available.

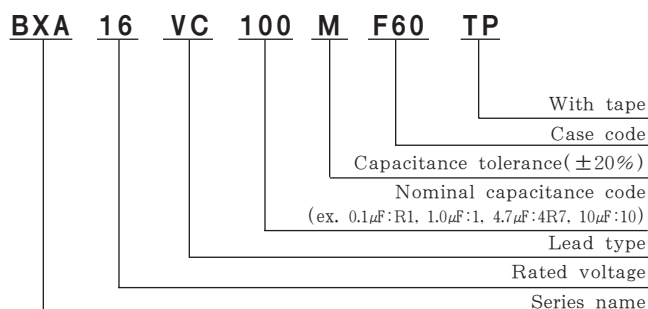


### SPECIFICATIONS

Item	Characteristics																												
Rated Voltage Range	6.3 ~ 50 V <sub>DC</sub>																												
Operating Temperature Range	-55 ~ +105°C																												
Capacitance Tolerance	±20%(M) (at 20°C, 120Hz)																												
Leakage Current	I = 0.01CV(μA) or 3μA, whichever is greater. Where, I:Max. Leakage current(μA), C:Nominal capacitance(μF), V:Rated voltage(V <sub>DC</sub> ) (at 20°C, 2 minutes)																												
Dissipation Factor(Tan δ)	<table border="1" style="width: 100%; border-collapse: collapse; text-align: center;"> <thead> <tr> <th style="text-align: left;">Rated Voltage(V<sub>DC</sub>)</th> <th>6.3</th> <th>10</th> <th>16</th> <th>25</th> <th>35</th> <th>50</th> </tr> </thead> <tbody> <tr> <td>SIZE</td> <td></td> <td></td> <td></td> <td></td> <td></td> <td></td> </tr> <tr> <td>D56~H63</td> <td>0.24</td> <td>0.20</td> <td>0.16</td> <td>0.14</td> <td>0.12</td> <td>0.12</td> </tr> <tr> <td>H10~J10</td> <td>0.28</td> <td>0.24</td> <td>0.20</td> <td>0.16</td> <td>0.14</td> <td>0.12</td> </tr> </tbody> </table> (at 20°C, 120Hz)	Rated Voltage(V <sub>DC</sub> )	6.3	10	16	25	35	50	SIZE							D56~H63	0.24	0.20	0.16	0.14	0.12	0.12	H10~J10	0.28	0.24	0.20	0.16	0.14	0.12
Rated Voltage(V <sub>DC</sub> )	6.3	10	16	25	35	50																							
SIZE																													
D56~H63	0.24	0.20	0.16	0.14	0.12	0.12																							
H10~J10	0.28	0.24	0.20	0.16	0.14	0.12																							
Temperature Characteristics (Max. Impedance ratio)	<table border="1" style="width: 100%; border-collapse: collapse; text-align: center;"> <thead> <tr> <th style="text-align: left;">Rated voltage(V<sub>DC</sub>)</th> <th>6.3</th> <th>10</th> <th>16</th> <th>25</th> <th>35</th> <th>50</th> </tr> </thead> <tbody> <tr> <td>Z(-25°C)/Z(20°C)</td> <td>3</td> <td>2</td> <td>2</td> <td>2</td> <td>2</td> <td>2</td> </tr> <tr> <td>Z(-55°C)/Z(20°C)</td> <td>5</td> <td>4</td> <td>4</td> <td>3</td> <td>3</td> <td>3</td> </tr> </tbody> </table> (at 120Hz)	Rated voltage(V <sub>DC</sub> )	6.3	10	16	25	35	50	Z(-25°C)/Z(20°C)	3	2	2	2	2	2	Z(-55°C)/Z(20°C)	5	4	4	3	3	3							
Rated voltage(V <sub>DC</sub> )	6.3	10	16	25	35	50																							
Z(-25°C)/Z(20°C)	3	2	2	2	2	2																							
Z(-55°C)/Z(20°C)	5	4	4	3	3	3																							
Load Life	<p>The following specifications shall be satisfied when the capacitors are restored to 20°C after the rated voltage is applied with the following conditions.</p> <p>∅4~∅6.3 : 105°C, 1,000 hours, ∅8 &amp; ∅10 : 105°C, 2,000 hours.            Capacitance change ≤ ±25% of the initial value            Tan δ ≤ 200% of the initial specified value            Leakage current ≤ The initial specified value</p>																												
Shelf Life	<p>The following specifications shall be satisfied when the capacitors are restored to 20°C after exposing them for 1000 hours at 105°C without voltage applied. The rated voltage shall be applied to the capacitors for a minimum of 30 minutes, at least 24 hours and not more than 48 hours before the measurements.</p> <p>Capacitance change ≤ ±25% of the initial value            Tan δ ≤ 200% of the initial specified value            Leakage current ≤ The initial specified value</p>																												
Others	Satisfied characteristics KS C IEC 60384-4																												

**BXA Series**

### PART NUMBERING SYSTEM



### RATED RIPPLE CURRENT MULTIPLIERS

Frequency Multipliers

Cap.(μF)	Freq.(Hz)			
	120	1K	10K	100K
2.2 ~ 4.7	0.35	0.70	0.90	1.00
10 ~ 100	0.40	0.75	0.90	1.00
220 ~ 470	0.50	0.85	0.94	1.00
1,000 ~ 1,500	0.60	0.87	0.95	1.00

## DIMENSIONS OF BXA Series

Unit(mm)

### DIMENSIONS

**Recommended solder land on PC board**

▨ : Solder land on PC board

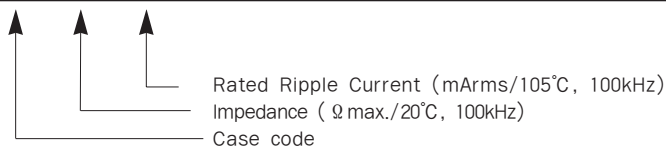
### MARKING

Note 1 :  $L \pm 0.5$  for  $8 \times 6.3$ (H63)~ $10 \times 10$ (J10)  
 Note 2 :  $4 \times 5.3$ (D56),  $5 \times 5.3$ (E56) is excluded symbol mark.  
 Note 3 : 6.3WV is marked by 6V.

Case code	$\phi D$	L	A	B	C	W	P	a	b	c
D56	4	5.3	4.3	4.3	5.1	0.5~0.8	1.0	1.0	2.6	1.6
E56	5	5.3	5.3	5.3	5.9	0.5~0.8	1.4	1.4	3.0	1.6
F60	6.3	5.7	6.6	6.6	7.2	0.5~0.8	1.9	1.9	3.5	1.6
F80	6.3	7.7	6.6	6.6	7.2	0.5~0.8	1.9	1.9	3.5	1.6
H63	8	6.3	8.3	8.3	9.0	0.5~0.8	2.3	2.3	4.5	1.6
H10	8	10	8.3	8.3	9.0	0.7~1.1	3.1	3.1	4.2	2.2
J10	10	10	10.3	10.3	11.0	0.7~1.1	4.5	4.5	4.4	2.2

## RATINGS OF BXA Series

$\mu F$	$V_{DC}$	6.3			10			16			25			35			50		
		2.2																	D56
4.7														D56	2.10	80	E56	3.00	50
10											D56	2.10	80	E56	0.90	150	F60	2.00	70
22					D56	2.10	80	E56	0.90	150	E56	0.90	150	E56	0.90	150	F60	2.00	70
33	D56	2.10	80	E56	0.90	150	F60	0.44	230	F60	0.44	230	F60	0.44	230	F80	1.00	170	
47	E56	0.90	150	F60	0.44	230	F60	0.44	230	F60	0.44	230	F60	0.44	230	H63	0.90	180	
68	F60	0.44	230	F60	0.44	230	F60	0.44	230	F60	0.44	230	F80	0.34	280	H10	0.44	230	
100	F60	0.44	230	F60	0.44	230	F60	0.44	230	F80	0.34	280	H10	0.17	450	H10	0.44	230	
										H63	0.32	300							
220	F60	0.44	230	F80	0.34	280	F80	0.34	280	H10	0.17	450	H10	0.17	450	J10	0.30	350	
330	F80	0.34	280	H10	0.17	450	H10	0.17	450	H10	0.17	450	J10	0.09	670				
470	H10	0.17	450	H10	0.17	450	H10	0.17	450	J10	0.09	670							
1,000	H10	0.17	450	J10	0.09	670													
1,500	J10	0.09	670																



单击下面可查看定价，库存，交付和生命周期等信息

[>>SAMYOUNG\(三莹\)](#)