

DESCRIPTION

The SELC05CI is an ultra low capacitance transient voltage suppressor array, designed to protect applications such as portable electronics and SMART phones. This series is rated at 400 Watts for an 8/20 μ s waveshape.

The SELC05CI meets IEC 61000-4-2 (ESD) and IEC 61000-4-4 (EFT) requirements. At higher operating frequencies or faster edge rates, insertion loss and signal integrity are a major concern. The SELC05CI offers an ultra low capacitance and low leakage current in a miniature SOD-323 package.

FEATURES

- >400 Watts Peak Pulse Power per Line (tp=8/20 μ s)
- >Protects One Signal Line or I/O Port
- >Low clamping voltage
- >Low leakage current

APPLICATIONS

- >Ethernet - 10/100/1000 Base T
- >Cellular Phones
- >I²C Bus Protection
- >Parallel & Serial Port Protection
- >Personal Digital Assistant (PDA)
- >Microcontroller Input Protection
- >WAN/LAN Equipment

IEC COMPATIBILITY

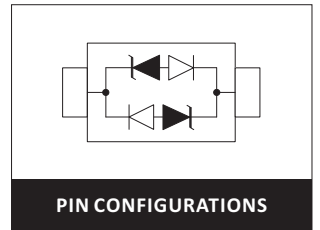
- >IEC61000-4-2 (ESD) \pm 30kV (air), \pm 30kV (contact)
- >IEC61000-4-4 (EFT) 40A (5/50ns)

MAXIMUM RATINGS @ 25°C UNLESS OTHERWISE SPECIFIED

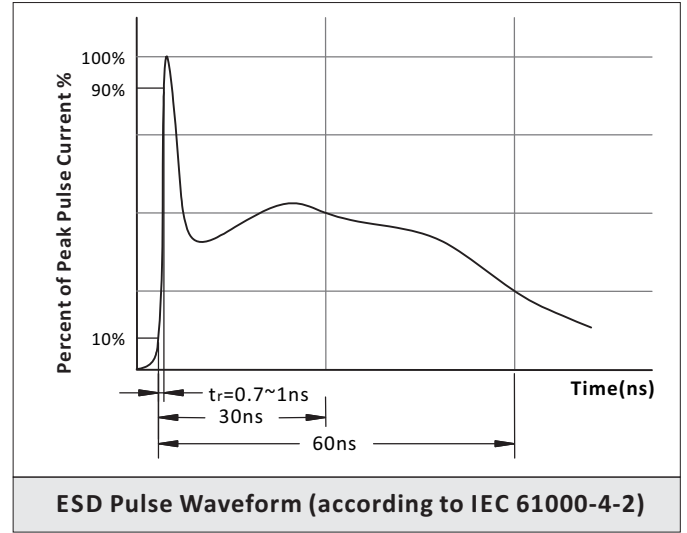
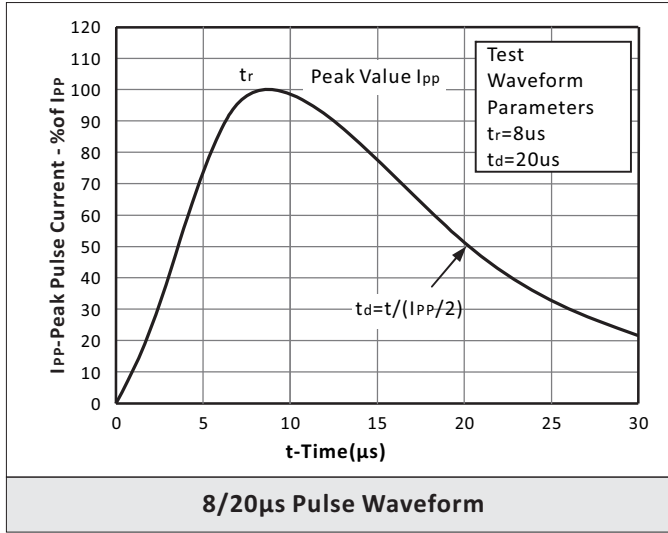
PARAMETER	SYMBOL	VALUE	UNIT
Peak Pulse Power (tp=8/20 μ s waveform)	PPP	400	Watts
Operating Temperature Range	TJ	-55~125	°C
Storage Temperature Range	TSTG	-55~150	°C

ELECTRICAL CHARACTERISTICS PER LINE @ 25°C UNLESS OTHERWISE SPECIFIED

PART NUMBER	DEVICE MARKING	V _{RWM}	V _{BR}	I _T	V _C @1A	V _C		I _R	C _T
		(V) Max.	(V) Min.	(mA)	Max.	Max.	@A	(μ A) Max.	(pF) Typ.
SELC05CI	AC	5.0	6.0	1	9	21.0	20.0	0.1	1.0

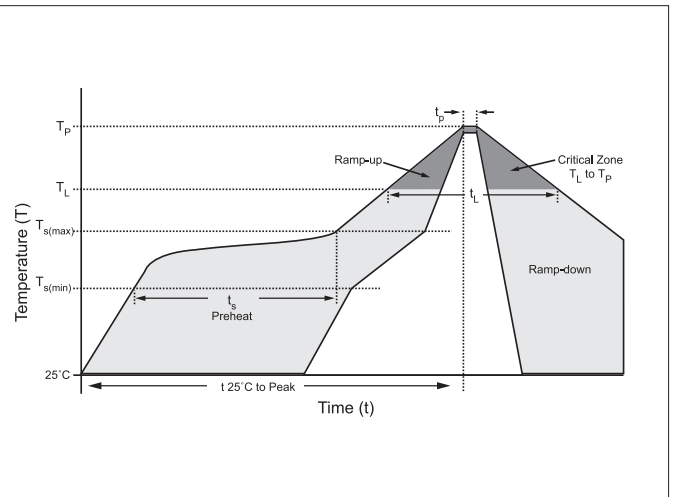


CHARACTERISTIC CURVES



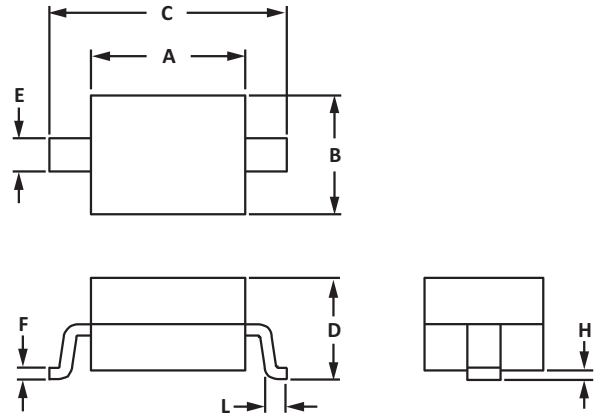
REFLOW PROFILE

Reflow Condition		Lead-free assembly
Pre Heat	Temperature Min (Ts(min))	150°C
	Temperature Max (Ts(max))	200°C
	Time (min to max) (ts)	60 – 180 secs
Average ramp up rate (Liquidus Temp (T _L) to peak)		3°C/second max
Ts(max) to T _L - Ramp-up Rate		3°C/second max
Reflow	Temperature (T _L) (Liquidus)	217°C
	Time (min to max) (t _L)	60 – 150 seconds
Peak Temperature (T _P)		260°C
Time within 5°C of actual peak Temperature (t _p)		20 – 40 seconds
Ramp-down Rate		6°C/second max
Time 25°C to peak Temperature (T _P)		8 minutes Max.
Do not exceed		260°C



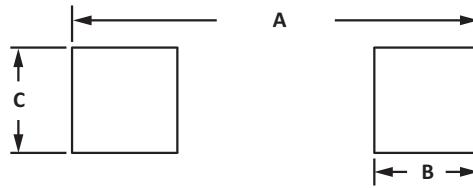
SOD-323 PACKAGE INFORMATION

OUTLINE DIMENSIONS				
DIM	MILLIMETERS		INCHES	
	MIN	MAX	MIN	MAX
A	1.60	1.90	0.063	0.075
B	1.15	1.45	0.045	0.057
C	2.39	2.70	0.094	0.106
D	0.80	1.10	0.031	0.043
E	0.25	0.40	0.010	0.016
F	0.10	0.20	0.004	0.008
H	-	0.10	-	0.004
L	0.20	-	0.008	-



RECOMMENDED PAD LAYOUT DIMENSION

PAD LAYOUT DIMENSIONS				
DIM	MILLIMETERS		INCHES	
	MIN	MAX	MIN	MAX
A	2.87	3.12	0.113	0.123
B	0.66	0.91	0.026	0.036
C	0.66	0.91	0.026	0.036



ORDERING INFORMATION

Part Number	Component Package	QTY/Reel	Reel Size
SELC05CI	SOD-323	3000PCS	7"



CONTACT US

Headquarters

No.3387 Shendu Road Pujiang I&E Park Minhang Shanghai
China

Hotline

400-021-5756

Web

[Http://www.semiware.com.cn](http://www.semiware.com.cn)

By Telephone

General: 86-21-3463-7172

Sales: 86-21-3463-7345

Technical Support: 86-21-34637172-8811

By Fax

General: 86-21-3965-0654

Sales: 86-21-3463-7458

By Email

General: china@semiware.com.cn

Sales: sales33@semiware.com.cn

Technical Support: fae03@semiware.com.cn

COPYRIGHT ©Semiware 2017 - This literature is subject to all applicable copyright laws and is not for resale in any manner.

SPECIFICATIONS: Semiware reserves the right to change the electrical and or mechanical characteristics described herein without notice.

DESIGN CHANGES : Semiware reserves the right to discontinue product lines without notice and that the final judgement concerning selection and specifications is the buyer's and that in furnishing engineering and technical assistance.Semiware assumes no responsibility with respect to the selection or specifications of such products.Semiware makes no warranty,representation or guarantee regarding the suitability of its products for any particular purpose, nor does Semiware assume any liability arising out of the application or use of any product or circuit and specifically disclaims any and all liability without limitation special,consequential or incidental damages.

LIFE SUPPORT POLICY: Semiware products are not authorized for use in life support systems without written consent from the factory



单击下面可查看定价，库存，交付和生命周期等信息

[>>SEMIWARE\(赛米微尔\)](#)