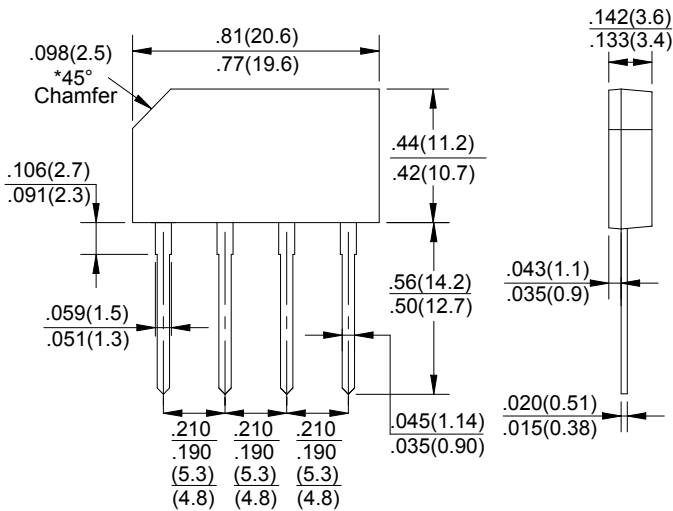


GLASS PASSIVATED BRIDGE RECTIFIERS

REVERSE VOLTAGE - 50 to 1000Volts

FORWARD CURRENT - 6.0Amperes



Dimensions in inches and (millimeters)

Package: GBL

FEATURES

- Rating to 1000V PRV
- Ideal for printed circuit board
- Low forward voltage drop, high current capability
- Reliable low cost construction utilizing molded plastic technique results in inexpensive product
- The plastic material has U/L flammability classification 94V-0
- Weight: 0.0761 ounces , 2.15grams

MAXIMUM RATINGS AND ELECTRICAL CHARACTERISTICS

Rating at 25°C ambient temperature unless otherwise specified. Single phase, half wave, 60Hz, resistive or inductive load. For capacitive load, derate current by 20%

CHARACTERISTICS	SYMBOL	GBL 6005	GBL 601	GBL 602	GBL 604	GBL 606	GBL 608	GBL 610	UNIT
Maximum Recurrent Peak Reverse Voltage	V _{RRM}	50	100	200	400	600	800	1000	V
Maximum RMS Voltage	V _{RMS}	35	70	140	280	420	560	700	V
Maximum DC Blocking Voltage	V _{DC}	50	100	200	400	600	800	1000	V
Maximum Average Forward Rectified Current @ Ta=50°C	I _(AV)	6							A
Peak Forward Surge Current 8.3ms Single Half Sine-Wave Super Imposed on Rated Load (JEDEC Method)	I _{FSM}	175							A
Maximum Forward Voltage at 3.0A DC	V _F	1.1							V
Maximum DC Reverse Current @ T _J =25°C at Rated DC Blocking Voltage @ T _J =125°C	I _R	10.0 500							uA
I ² t Rating for Fusing (t<8.3ms)	I ² t	120							A ² s
Typical Junction Capacitance Per Element (Note1)	C _J	55							pF
Typical Thermal Resistance (Note2)	R _{θJC}	1.8							°C/W
Operating Temperature Range	T _J	-55 to +150							°C
Storage Temperature Range	T _{STG}	-55 to +150							°C

NOTES: 1. Measured at 1.0MHz and applied reverse voltage of 4.0V DC.

GLASS PASSIVATED BRIDGE RECTIFIERS RATING AND CHARACTERISTIC CURVES

FIG.1-DERATING CURVE FOR
OUTPUT RECTIFIED CURRENT

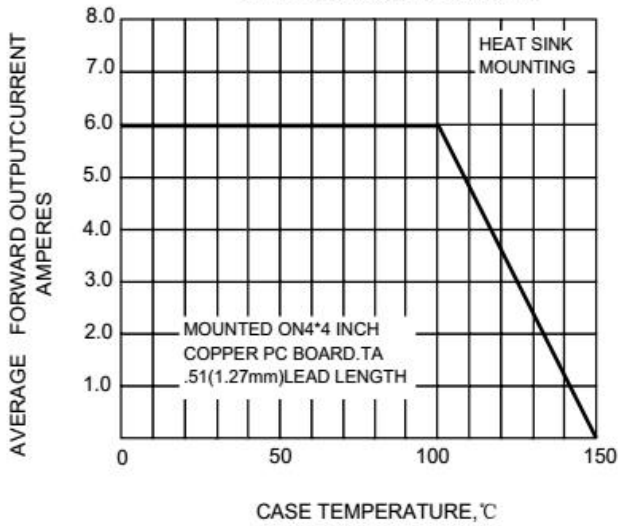


FIG.2 TYPICAL INSTANTANEOUS FORWARD
CHARACTERISTIC

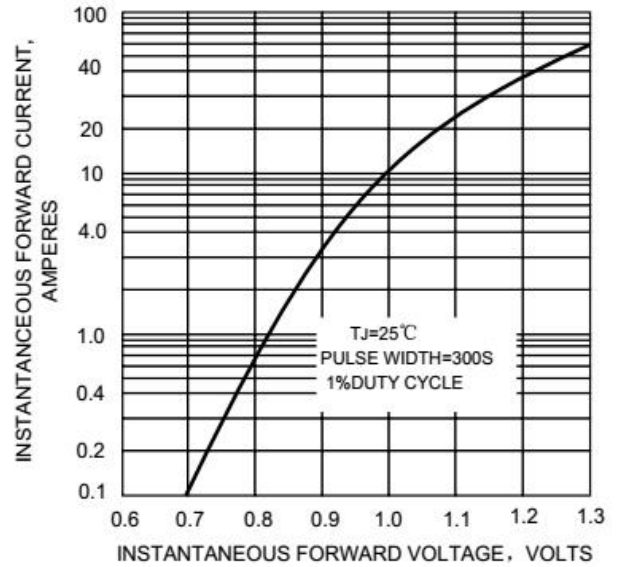


FIG.3-MAXIMUM NON-RETTETIVE PEAK
FORWARD SURGE CURRENT

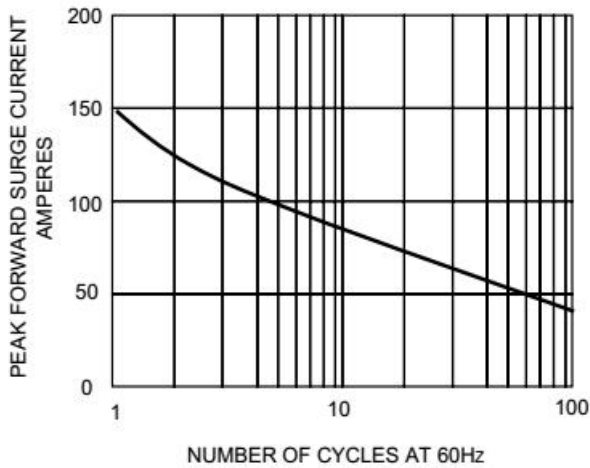


FIG.4-TYPICAL REVERSE
CHARACTERISTICS

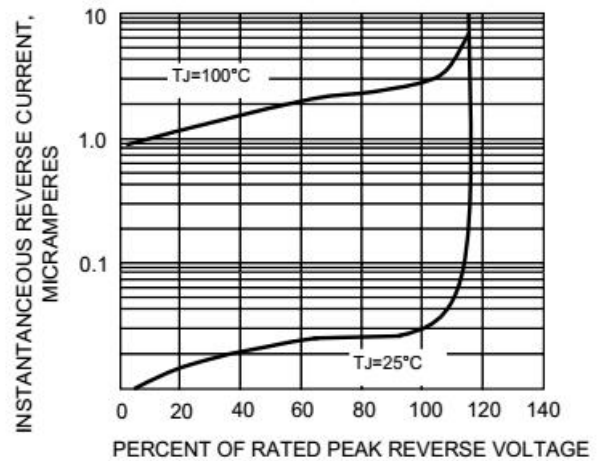
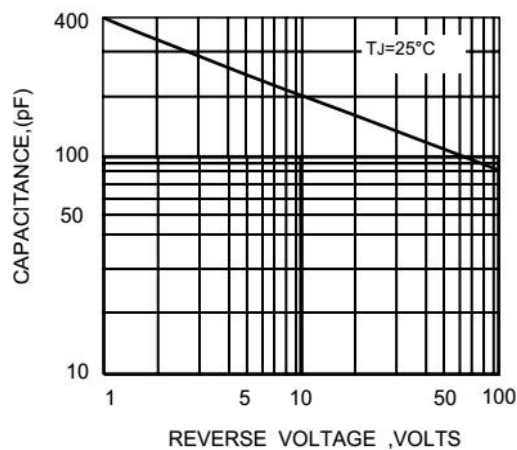


FIG.5-TYPICAL JUNCTION CAPACITANCE PER ELEMENT



单击下面可查看定价，库存，交付和生命周期等信息

[>>SEP\(威旺\)](#)