



**GLASS PASSIVATED BRIDGE RECTIFIERS**

REVERSE VOLTAGE - 50 to 1000Volts

FORWARD CURRENT - 6.0 Amperes

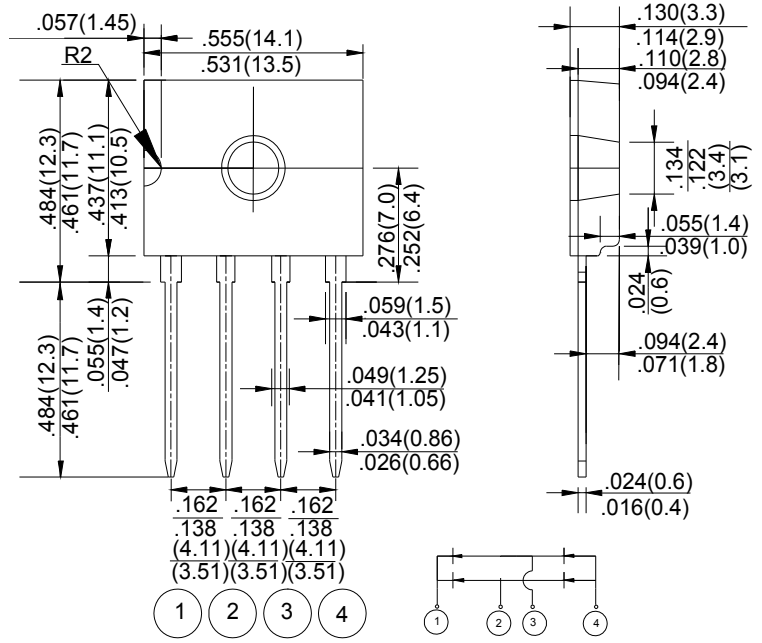
**D3K**

**FEATURES**

- Glass passivated chip junction
- High case dielectric strength
- High surge current capability
- Ideal for printed circuit board

**MACHANICAL DATA**

- Terminal:Plated leads solderable per MIL-STD 202E, Method 208C
- Case:UL-94 Class V-0 recognized Flame Retardant Epoxy
- Polarity:Polarity symbol marked on body
- Mounting position:any



Dimensions in inches and (milimeters)

**MAXIMUM RATINGS AND ELECTRICAL CHARACTERISTICS**

Rating at 25°C ambient temperature unless otherwise specified.

Single phase, half wave ,60Hz, resistive or inductive load.

For capacitive load, derate current by 20%

CHARACTERISTICS	SYMBOL	UD6KB05	UD6KB100	UD6KB200	UD6KB400	UD6KB600	UD6KB800	UD6KB1000	UNIT	
Maximum Recurrent Peak Reverse Voltage	V <sub>RRM</sub>	50	100	200	400	600	800	1000	V	
Maximum RMS Voltage	V <sub>RMS</sub>	35	70	140	280	420	560	700	V	
Maximum DC Blocking Voltage	V <sub>DC</sub>	50	100	200	400	600	800	1000	V	
Maximum Average Forward Rectified Output Current @ T <sub>c</sub> =138°C (with heatsink)	I <sub(av)< sub=""></sub(av)<>	4							A	
Peak Forward Surge Current 8.3ms Single Half Sine-Wave Super Imposed on Rated Load (JEDEC Method)	I <sub>FSM</sub>	135							A	
Maximum Forward Voltage at 2.0A DC	V <sub>F</sub>	1.0							V	
Maximum Forward Voltage at 4.0A DC	V <sub>F</sub>	1.1							V	
I <sup>2</sup> t Rating for Fusing (t<8.3ms)	I <sup>2</sup> t	75.63							A <sup>2</sup> s	
Typical Thermal Resistance	without heatsink	R <sub>θJa</sub>	55							°C/W
	with heatsink	R <sub>θJc</sub>	1.5							
	without heatsink	R <sub>θJL</sub>	15							
Maximum DC Reverse Current at Rated DC Blocking Voltage	@ T <sub>a</sub> =25°C	I <sub>R</sub>	10.0							μA
	@ T <sub>a</sub> =125°C		500							
Operating Temperature Range	T <sub>J</sub>	-55 to +150							°C	
Storage Temperature Range	T <sub>STG</sub>	-55 to +150							°C	

NOTES:The typical data above is for reference only(典型值仅供参考).

FIG.1-DERATING CURVE OUTPUT RECTIFIED CURRENT

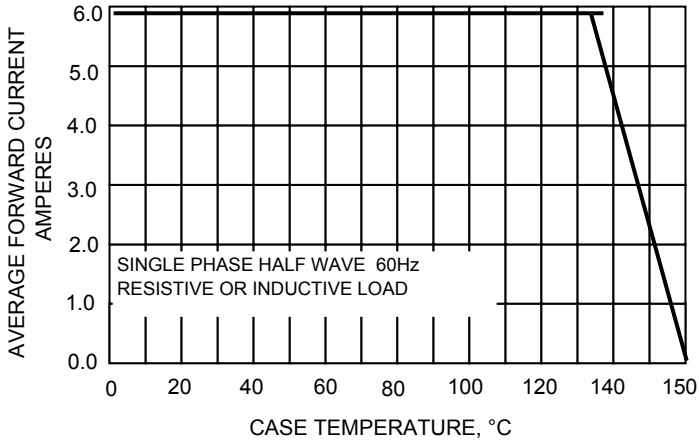


FIG.2-MAXIMUM NON-REPETITIVE SURGE CURRENT

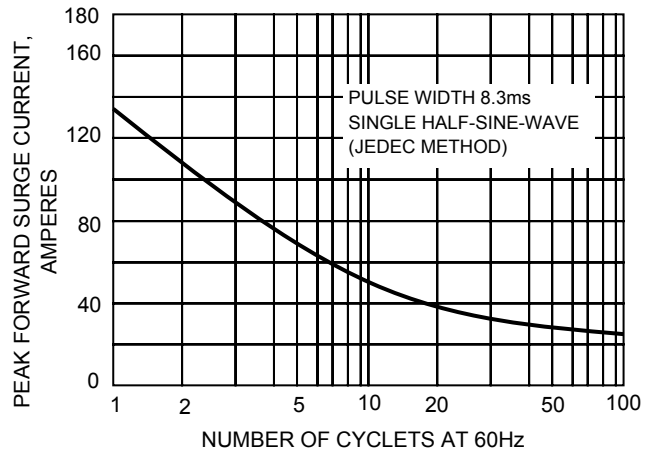


FIG.3-TYPICAL JUNCTION CAPACITANCE

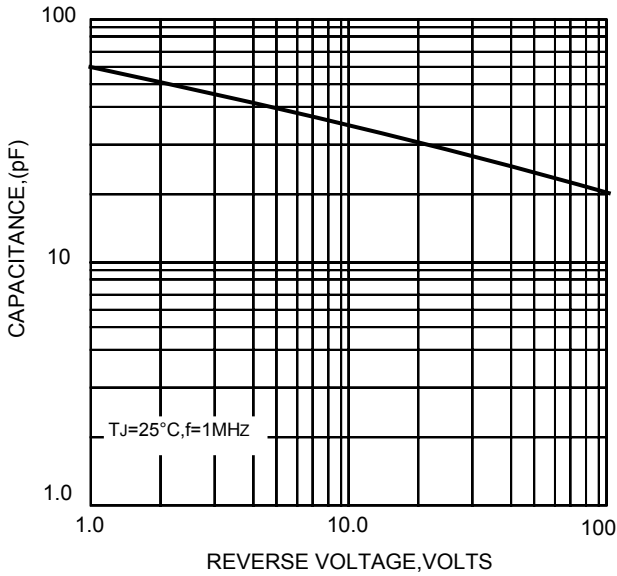


FIG.4-TYPICAL FORWARD CHARACTERISTICS

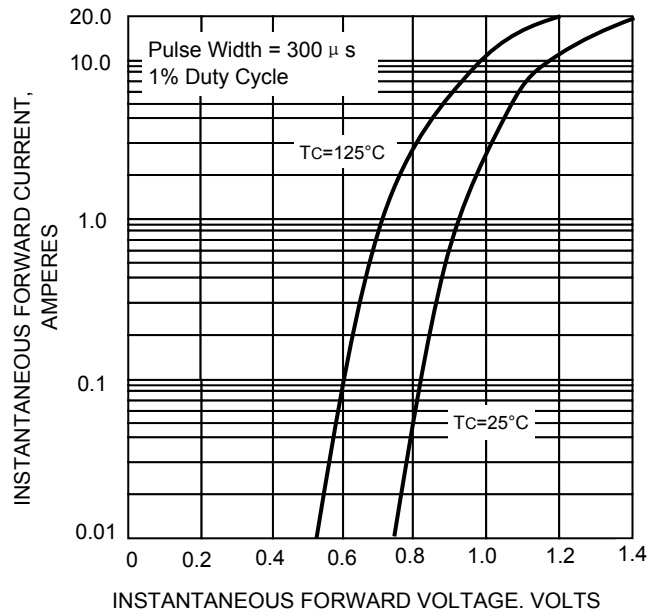
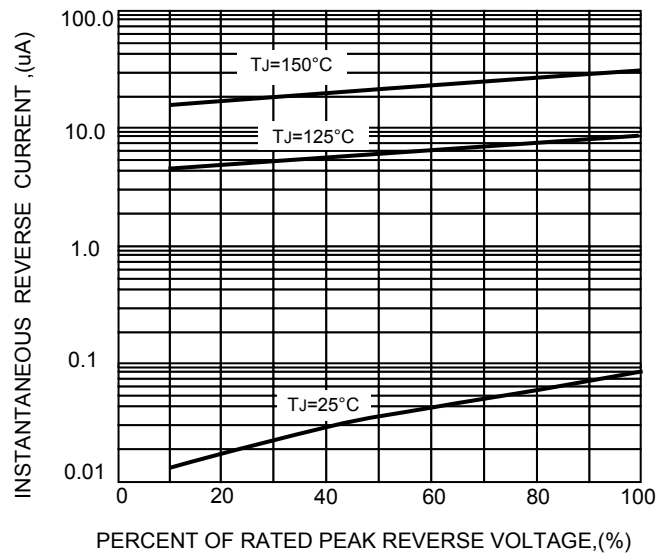


FIG.5-TYPICAL REVERSE CHARACTERISTICS



The cruve graph is for reference only, can't be the basis for judgment(曲线图仅供参考)!

单击下面可查看定价，库存，交付和生命周期等信息

[>>SEP\(威旺\)](#)