

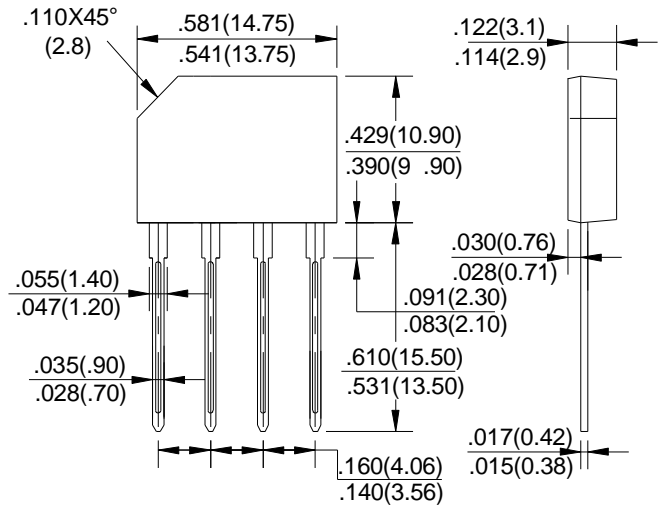
## GLASS PASSIVATED BRIDGE RECTIFIERS

REVERSE VOLTAGE - 50 to 1000Volts  
FORWARD CURRENT - 3.0 Amperes

### FEATURES

- Surge overload rating - 60 amperes peak
- Ideal for printed circuit board
- Plastic material has underwriters laboratory flammability classification 94V-0
- Mounting position: Any

### GBP



Dimensions in inches and (millimeters)

### MAXIMUM RATINGS AND ELECTRICAL CHARACTERISTICS

Rating at 25°C ambient temperature unless otherwise specified.

Single phase, half wave ,60Hz, resistive or inductive load.

For capacitive load, derate current by 20%

| CHARACTERISTICS  | SYMBOL            | GBP 3005    | GBP 301 | GBP 302 | GBP 304 | GBP 306 | GBP 308 | GBP 310 | UNIT |
|--|-------------------|-------------|---------|---------|---------|---------|---------|---------|------|
| Maximum Recurrent Peak Reverse Voltage   | V <sub>RRM</sub>  | 50          | 100     | 200     | 400     | 600     | 800     | 1000    | V    |
| Maximum RMS Bridge Input Voltage   | V <sub>RMS</sub>  | 30          | 70      | 140     | 280     | 420     | 560     | 700     | V    |
| Maximum DC Blocking Voltage  | V <sub>DC</sub>   | 50          | 100     | 200     | 400     | 600     | 800     | 1000    | V    |
| Maximum Average Forward Rectified Output Current @ T <sub>A</sub> =50°C                | I <sub>(AV)</sub> | 3.0         |         |         |         |         |         |         | A    |
| Peak Forward Surge Current 8.3ms Single Half Sine-Wave Super Imposed on Rated Load     | I <sub>FSM</sub>  | 60          |         |         |         |         |         |         | A    |
| Maximum Forward Voltage Drop Per Bridge Element at 2.0A Peak                           | V <sub>F</sub>    | 1.1         |         |         |         |         |         |         | V    |
| Maximum Reverse Current at Rated DC Blocking Voltage Per Element                       | I <sub>R</sub>    | 10.0        |         |         |         |         |         |         | uA   |
| Maximum Reverse Current at Rated DC Blocking Voltage Per Element T <sub>A</sub> =100°C | I <sub>R</sub>    | 1.0         |         |         |         |         |         |         | mA   |
| Operating Temperature Range  | T <sub>J</sub>    | -55 to +150 |         |         |         |         |         |         | °C   |
| Storage Temperature Range  | T <sub>STG</sub>  | -55 to +150 |         |         |         |         |         |         | °C   |

FIG.1-FORWARD CURRENT DERATING CURVE

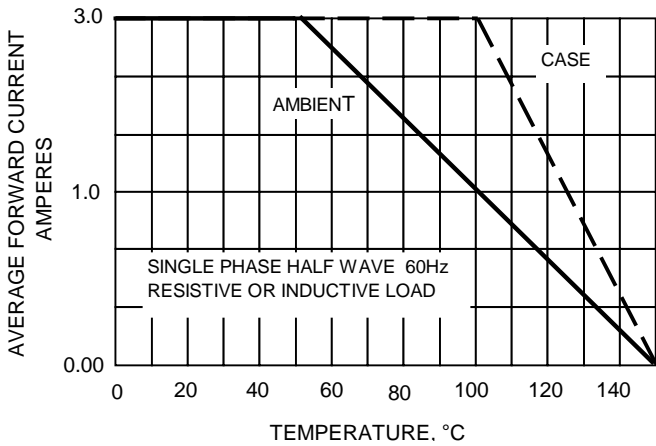


FIG.2-MAXIMUM NON-REPETITIVE SURGE CURRENT

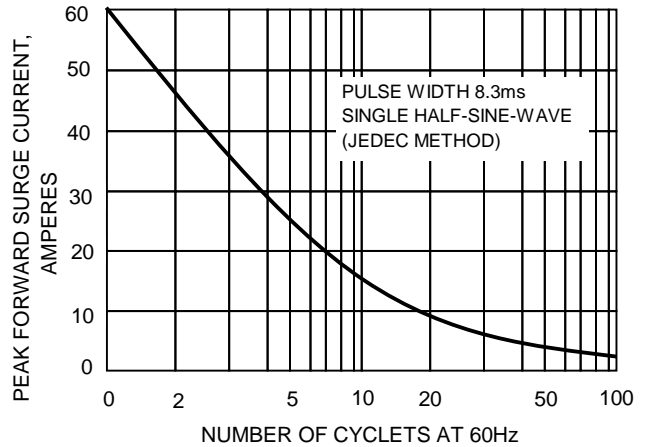


FIG.3-TYPICAL JUNCTION CAPACITANCE

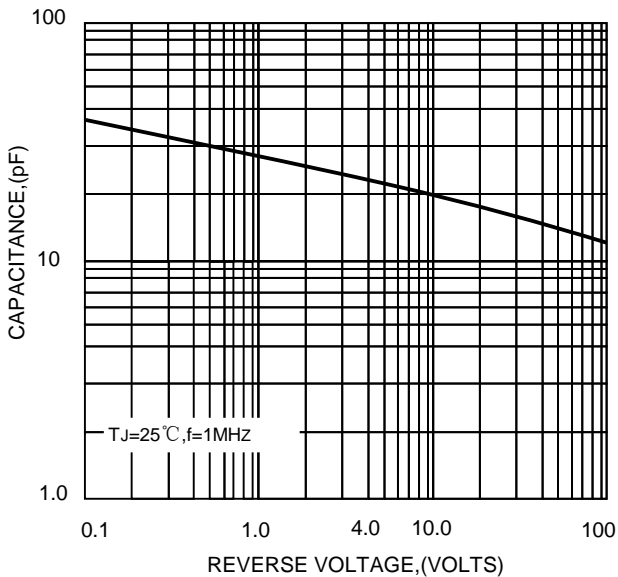


FIG.4-TYPICAL FORWARD CHARACTERISTICS

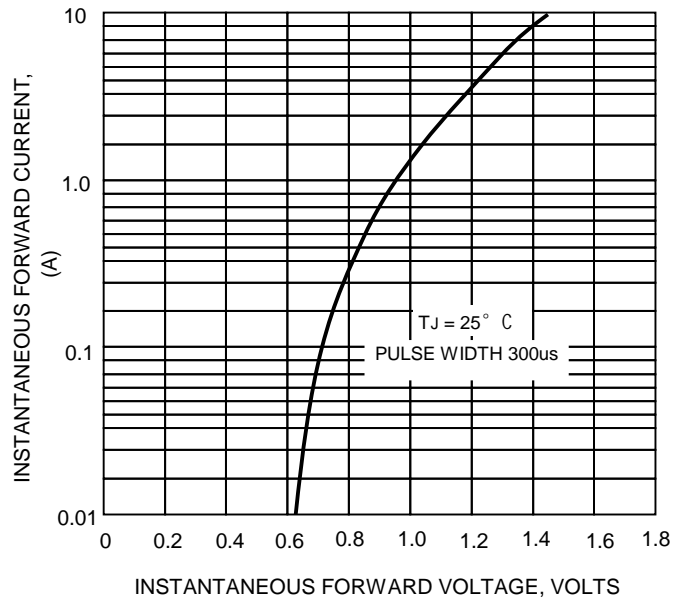
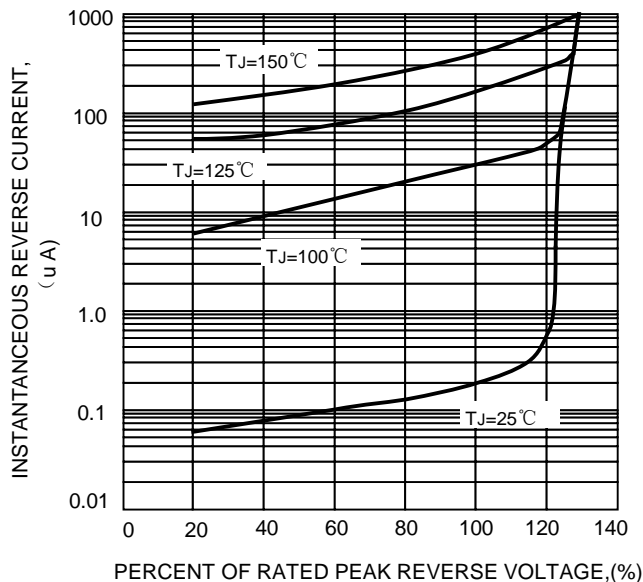


FIG.5-TYPICAL REVERSE CHARACTERISTICS



# PACKING

## INNER BOX




Quantity per Box: 500pcs

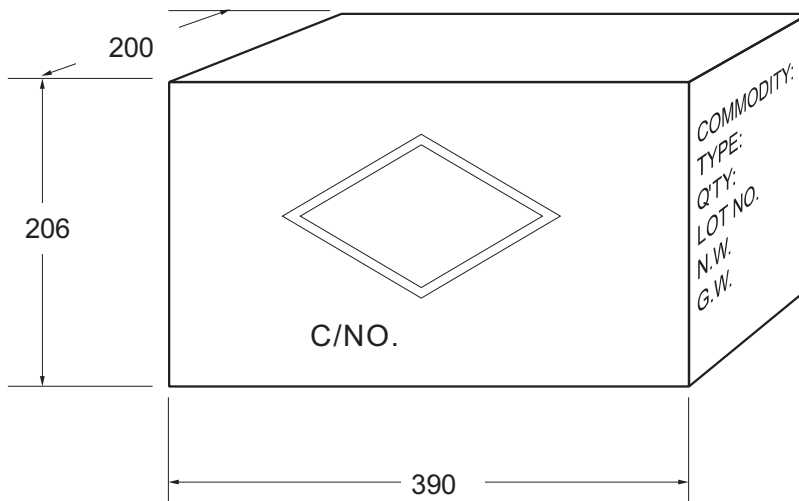
Length \* Width \* Height: 181mm\*181mm\*35mm



Quantity per sub-box: 10pcs



## CARTON BOX



Box Dimensions : mm  
Quantity per Box: 5000 pcs

单击下面可查看定价，库存，交付和生命周期等信息

[>>SEP\(威旺\)](#)