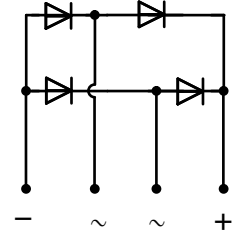



## GLASS PASSIVATED BRIDGE RECTIFIERS

REVERSE VOLTAGE - **50 to 1000** Volts

FORWARD CURRENT - **8.0** Amperes



### FEATURES

- Polarity: As marked on body
- Surge overload rating -200 amperes peak
- Ideal for printed circuit board
- Reliable low cost construction utilizing molded plastic technique
- Plastic material has U/L  
The flammability classification 94V-0
- Mounting position: Any
- Weight: 0.138 ounces , 3.9 grams

**GBU**

### MAXIMUM RATINGS AND ELECTRICAL CHARACTERISTICS

Ratings at 25°C ambient temperature unless otherwise specified.

CHARACTERISTICS	SYMBOL	GBU8A	GBU8B	GBU8D	GBU8G	GBU8J	GBU8K	GBU8M	UNIT	
Maximum Recurrent Peak Reverse Voltage	V <sub>RRM</sub>	50	100	200	400	600	800	1000	V	
Maximum RMS Voltage	V <sub>RMS</sub>	35	70	140	280	420	560	700	V	
Maximum DC Blocking Voltage	V <sub>DC</sub>	50	100	200	400	600	800	1000	V	
Maximum Average Forward (with heatsink Note 2) Rectified Current @ T <sub>c</sub> =100°C (without heatsink)	I <sub>(AV)</sub>					8.0				A
Peak Forward Surge Current 8.3ms Single Half Sine-Wave Super Imposed on Rated Load (JEDEC Method)	I <sub>FSM</sub>					200				A
Maximum Forward Voltage at 4.0A DC	V <sub>F</sub>					1.0				V
Maximum DC Reverse Current at Rated DC Blocking Voltage	I <sub>R</sub>					5.0				uA
						500				
I <sup>2</sup> t Rating for Fusing (t<8.3ms)	I <sup>2</sup> t					166				A <sup>2</sup> s
Typical Junction Capacitance Per Element (Note1)	C <sub>J</sub>					72				pF
Typical Thermal Resistance (Note2)	R <sub>θJC</sub>					1.6				°C/W
Operating Temperature Range	T <sub>J</sub>					-55 to +150				°C
Storage Temperature Range	T <sub>STG</sub>					-55 to +150				°C

NOTES: 1. Measured at 1.0MHz and applied reverse voltage of 4.0V DC. 2. Device mounted on 150mm\*150mm\*1.6mm Cu Plate Heatsink.

FIG.1-FORWARD CURRENT DERATING CURVE

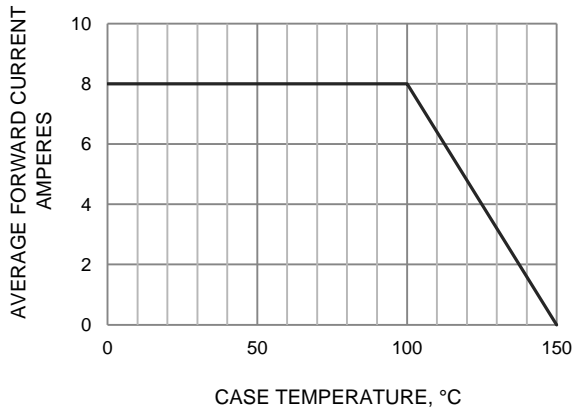


FIG.2-MAXIMUM FORWARD SURGE CURRENT

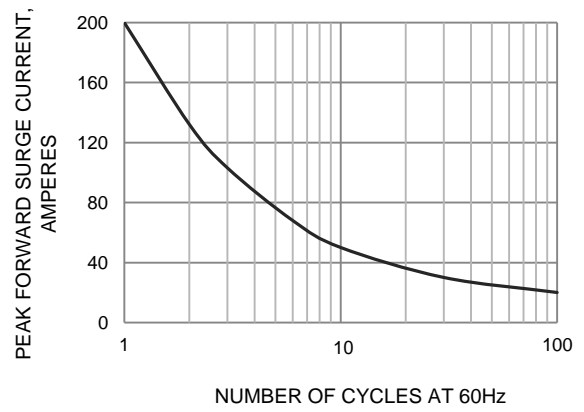


FIG.3-TYPICAL JUNCTION CAPACITANCE

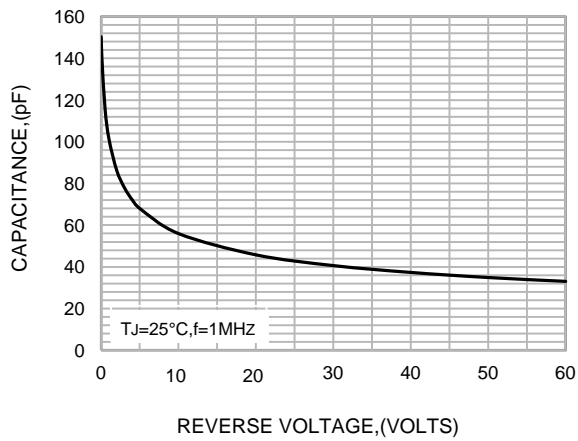


FIG.4-TYPICAL FORWARD CHARACTERISTICS

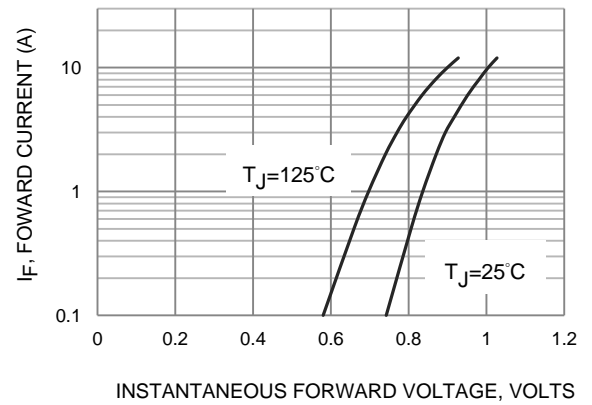
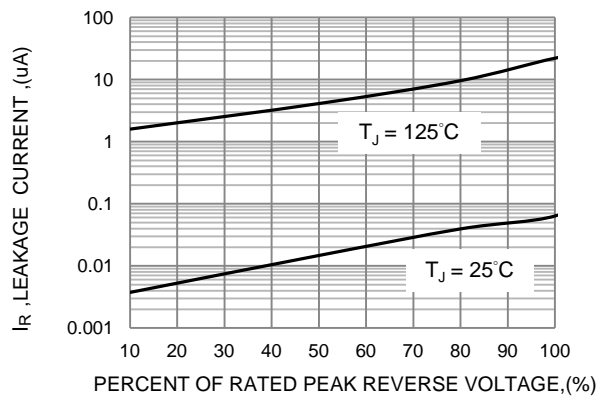
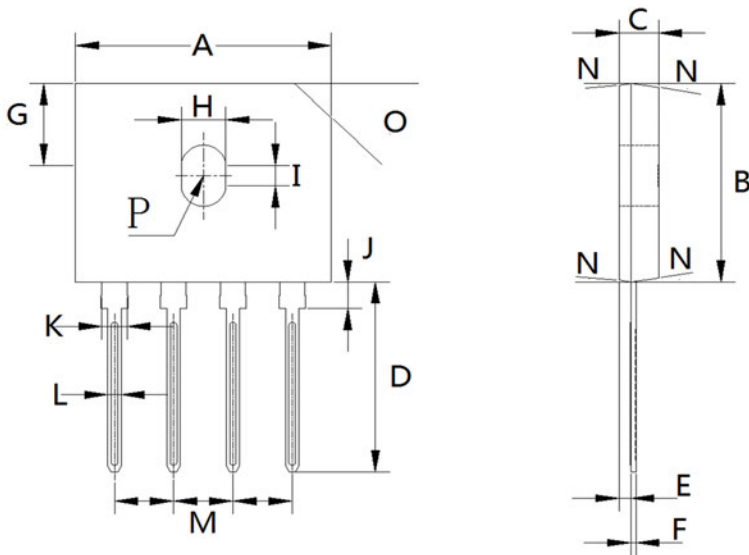


FIG.5-TYPICAL REVERSE CHARACTERISTICS



## PACKAGE OUTLINE

GBU



## Marking

Type number	Marking code
GBU8A	GBU8A
GBU8B	GBU8B
GBU8D	GBU8D
GBU8G	GBU8G
GBU8J	GBU8J
GBU8K	GBU8K
GBU8M	GBU8M

GBU mechanical data

UNIT		A	B	C	D	E	F	G	H	I	J	K	L	M	N	O	P
mm	max	22.30	18.80	3.56	18.00	1.00	0.56	7.90	4.10	2.16	2.75	2.35	1.27	5.33	7.0° TYPICAL	3.2X45°	1.90 RADIUS
	min	21.80	18.30	3.30	17.50	0.76	0.46	7.40	3.50	1.65	1.85	1.95	1.02	4.83			
mil	max	878	740	140	709	39	22	311	161	85	108	93	50	210	7.0° TYPICAL	126°45°	75 RADIUS
	min	858	720	130	689	30	18	291	138	65	73	77	40	190			

单击下面可查看定价，库存，交付和生命周期等信息

[>>SHIKUES\(时科\)](#)