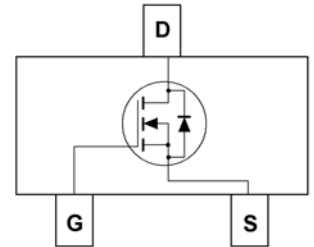


## N-Channel Enhancement Mode MOSFET

### Feature

- 20V/2.0A,  $R_{DS(ON)} = 80\text{m}\Omega$  (MAX) @  $V_{GS} = 4.5\text{V}$ .  
 $R_{DS(ON)} = 90\text{m}\Omega$  (MAX) @  $V_{GS} = 2.5\text{V}$ .
- Super High dense cell design for extremely low  $R_{DS(ON)}$ .
- Reliable and Rugged.
- SOT-23 for Surface Mount Package.



### Applications

- Power Management  
Portable Equipment and Battery Powered Systems.

SOT-23

### Absolute Maximum Ratings

$T_A = 25^\circ\text{C}$  Unless Otherwise noted

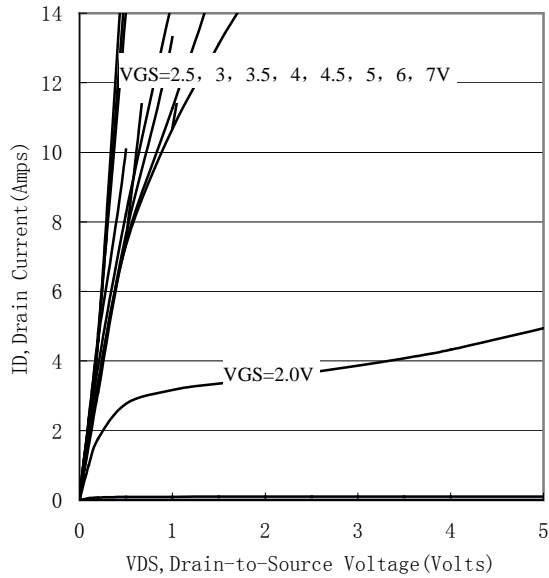
Parameter	Symbol	Limit	Units
Drain-Source Voltage	$V_{DS}$	20	V
Gate-Source Voltage	$V_{GS}$	$\pm 8$	V
Drain Current-Continuous	$I_D$	2.0	A

### Electrical Characteristics

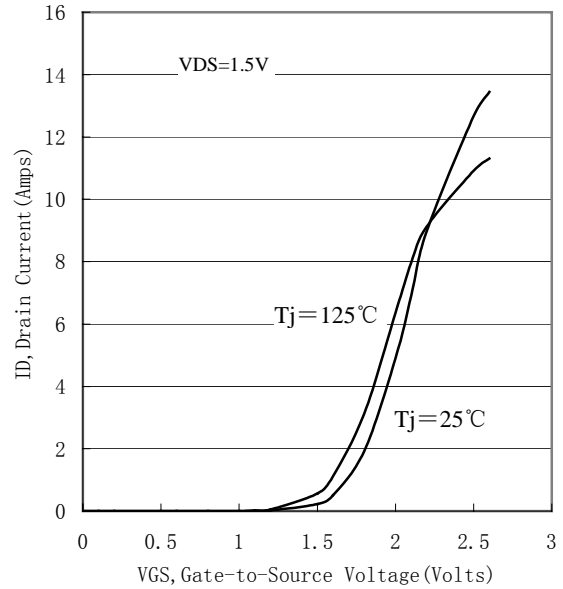
$T_A = 25^\circ\text{C}$  Unless Otherwise noted

Parameter	Symbol	Test Conditions	Min	Typ.	Max	Units
<b>Off Characteristics</b>						
Drain to Source Breakdown Voltage	BVDSS	$V_{GS} = 0\text{V}, I_D = 250\mu\text{A}$	20	-	-	V
Zero-Gate Voltage Drain Current	IDSS	$V_{DS} = 12\text{V}, V_{GS} = 0\text{V}$	-	-	1	$\mu\text{A}$
Gate Body Leakage Current, Forward	IGSSF	$V_{GS} = 8\text{V}, V_{DS} = 0\text{V}$	-	-	100	nA
Gate Body Leakage Current, Reverse	IGSSR	$V_{GS} = -8\text{V}, V_{DS} = 0\text{V}$	-	-	-100	nA
<b>On Characteristics</b>						
Gate Threshold Voltage	$V_{GS(th)}$	$V_{GS} = V_{DS}, I_D = 250\mu\text{A}$	0.4	-	1.3	V
Static Drain-source On-Resistance	$R_{DS(ON)}$	$V_{GS} = 4.5\text{V}, I_D = 3.6\text{A}$	-	70	80	$\text{m}\Omega$
		$V_{GS} = 2.5\text{V}, I_D = 3.1\text{A}$	-	75	90	$\text{m}\Omega$
<b>Drain-Source Diode Characteristics and Maximum Ratings</b>						
Drain-Source Diode Forward Voltage	VSD	$V_{GS} = 0\text{V}, I_S = 0.94\text{A}$			1.2	V

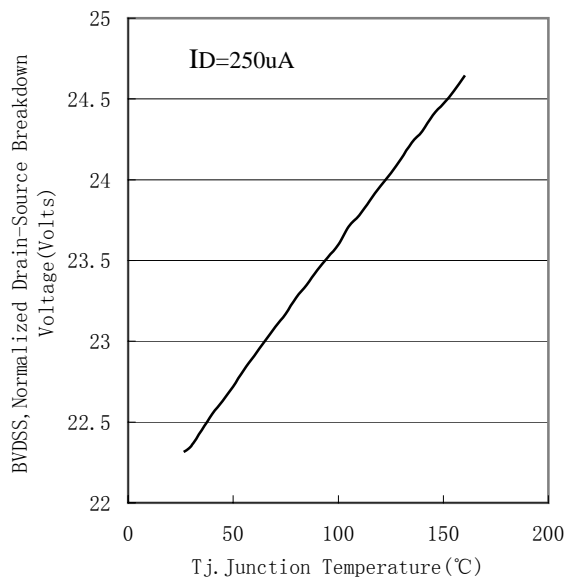
## Typical Characteristics



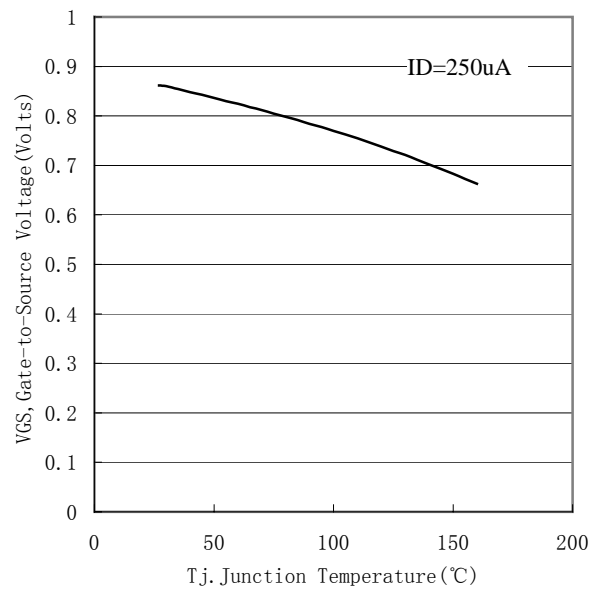
**Figure 1. Output Characteristics**



**Figure 2. Transfer Characteristics**

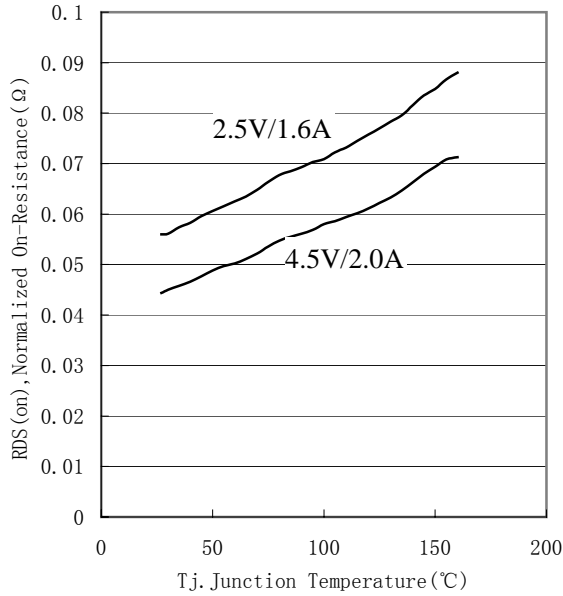


**Figure 3. Breakdown Voltage Variation with Temperature**

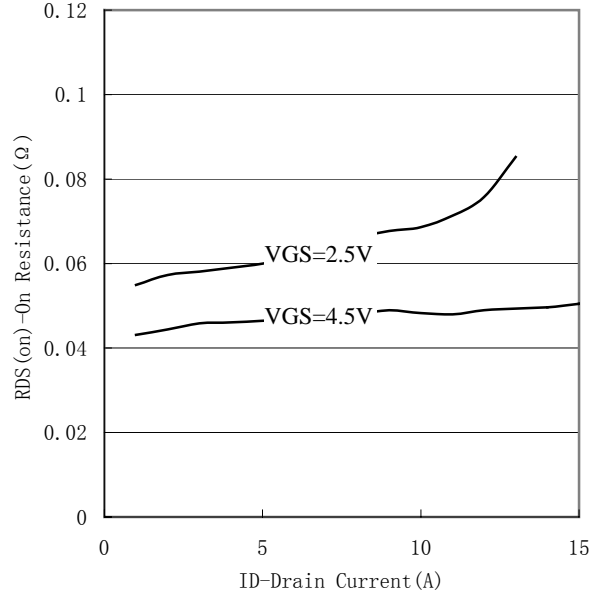


**Figure 4. Gate Threshold Variation with Temperature**

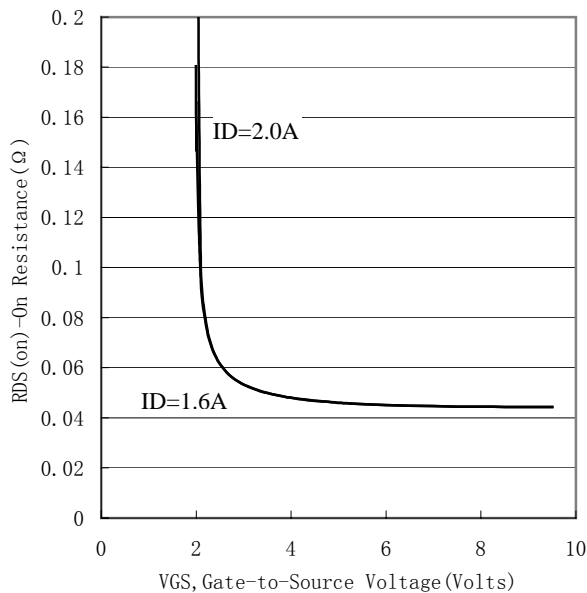
## Typical Characteristics



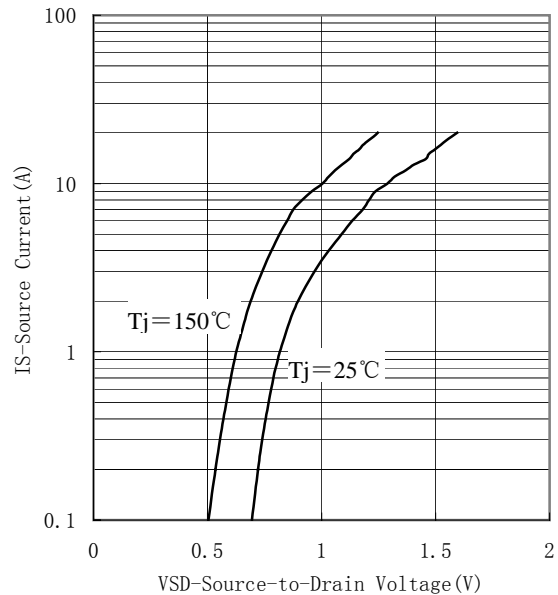
**Figure 5. On-Resistance Variation with Temperature**



**Figure 6. On-Resistance vs. Drain Current**



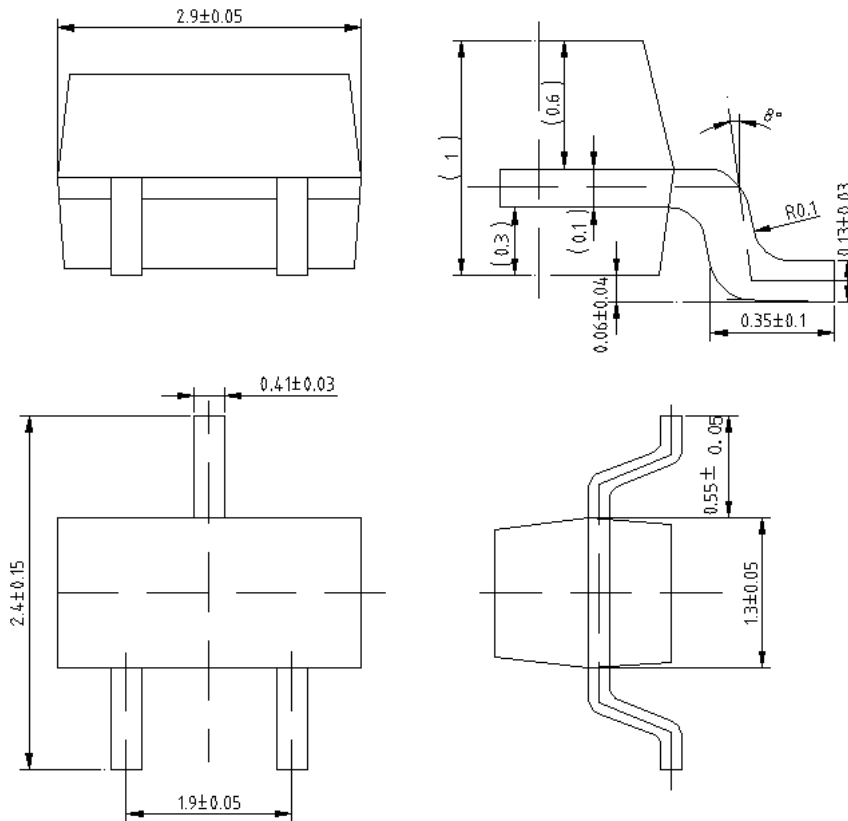
**Figure 7. On-Resistance vs. Gate-to-Source Voltage**



**Figure 8. Source-Drain Diode Forward Voltage**

## Package Outline Dimensions (UNIT: mm)

SOT-23



单击下面可查看定价，库存，交付和生命周期等信息

[>>SHIKUES\(时科\)](#)