

Voltage Range - 50 to 1000 Volts Current - 1.0 Ampere

## FEATURES

- Ideal for printed circuit board
- Reliable low cost construction utilizing molded plastic technique
- High temperature soldering guaranteed: 250° / 10 seconds / 0.375"(9.5mm) led length at 5 lbs., (2.3kg)tension
- Small size, simple installation Leads solderable per MIL-STD-202, Method 208
- High surge current capability

## MECHANICAL DATA

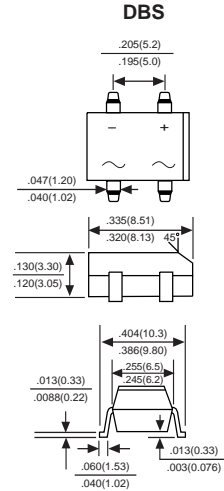
**Case:** Molded plastic body

**Terminals:** Plated leads solderable per MIL-STD-750, Method 2026

**Polarity:** Polarity symbols marked on case

**Mounting Position:** Any

**Weight:** 0.02 ounce, 0.4 grams



Dimensions in inches and (millimeters)

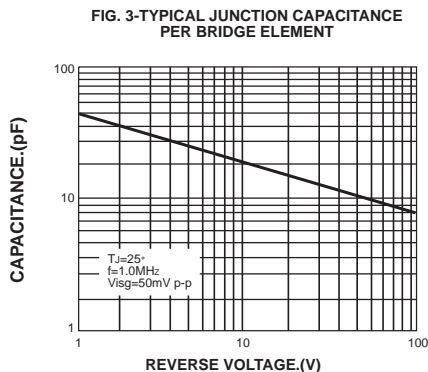
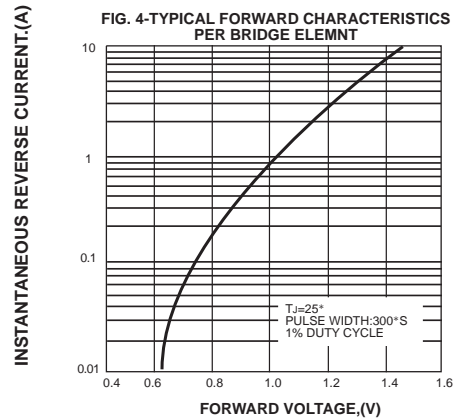
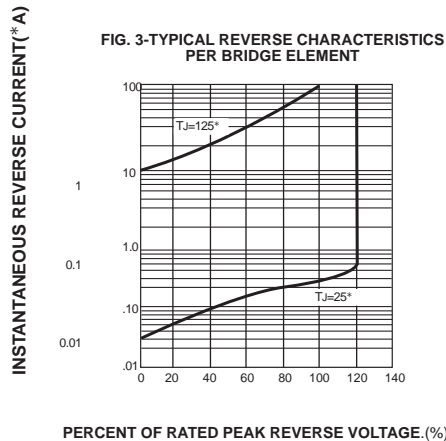
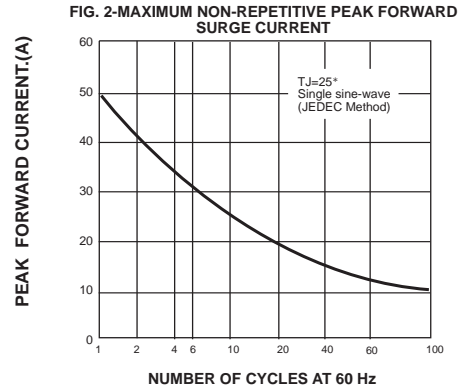
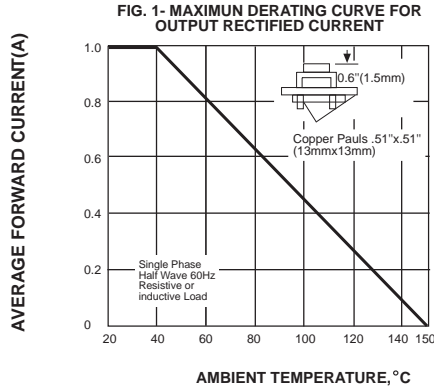
## MAXIMUM RATINGS AND ELECTRICAL CHARACTERISTICS

Ratings at 25° ambient temperature unless otherwise specified. Single phase half-wave 60Hz, resistive or inductive load, For capacitive load derate current by 20%.

MDD Catalog Number	SYMBOLS	DB101S	DB102S	DB103S	DB104S	DB105S	DB106S	DB107S	UNITS
Maximum repetitive peak reverse voltage	$V_{RRM}$	50	100	200	400	600	800	1000	VOLTS
Maximum RMS voltage	$V_{RMS}$	35	70	140	280	420	560	700	VOLTS
Maximum DC blocking voltage	$V_{DC}$	50	100	200	400	600	800	1000	VOLTS
Maximum average forward rectified current at $T_A=40^*$	$I_{F(AV)}$	1.0							Amps
Peak forward surge current 8.3ms single half sine-wave superimposed on rated load (JEDEC Method)	$I_{FSM}$	50							Amps
Maximum instantaneous forward voltage drop per bridge element at 1.0A	$V_F$	1.1							Volts
Maximum DC reverse current at rated DC blocking voltage	$I_R$	10 500							$\mu A$ $\mu A$
Operating temperature range	$T_J$	-55 to +150							°C
storage temperature range	$T_{STG}$	-55 to +150							°C

NOTES: DBS for surface mount package.

## RATINGS AND CHARACTERISTIC CURVES DB101S THRU DB107S



单击下面可查看定价，库存，交付和生命周期等信息

[>>SHIKUES\(时科\)](#)