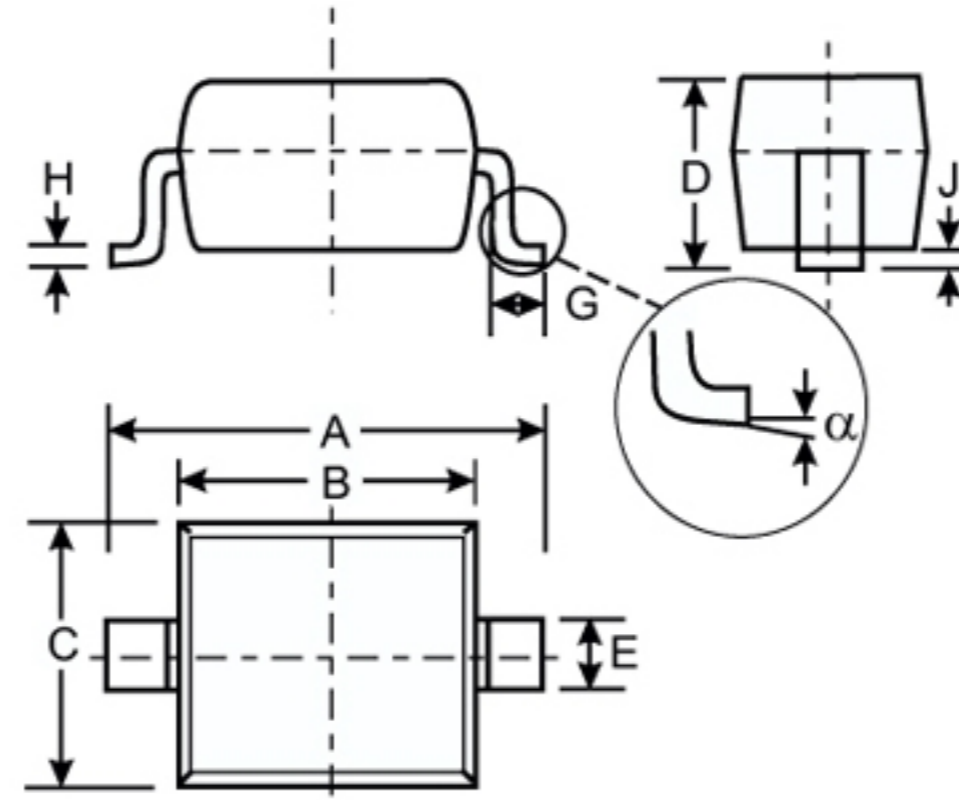


● Features

Fast Switching Speed
 Ultra-Small Surface Mount Package
 For General Purpose Switching Applications
 High Conductance

● Mechanical Data

Case: SOD-323, Plastic
 Case material - UL Flammability Rating
 Classification 94V-0
 Moisture Sensitivity: Level 1 per J-STD-020A
 Polarity: Cathode Band
 Leads: Solderable per MIL-STD-202,
 Method 208
 Marking: T5
 Weight: 0.004 grams (approx.)



SOD-323		
Dim	Min	Max
A	2.30	2.70
B	1.60	1.80
C	1.20	1.40
D	1.05 Typical	
E	0.25	0.35
G	0.20	0.40
H	0.10	0.15
J	0.05 Typical	
α	0°	8°
All Dimensions in mm		

● Maximum Ratings @ $T_A = 25^\circ\text{C}$ unless otherwise specified

Characteristic	Symbol	1N4448WS	Unit
Non-Repetitive Peak Reverse Voltage	V_{RM}	100	V
Peak Repetitive Reverse Voltage Working Peak Reverse Voltage DC Blocking Voltage	V_{RRM} V_{RWM} V_R	75	V
RMS Reverse Voltage	$V_{R(RMS)}$	53	V
Forward Continuous Current	I_{FM}	500	mA
Average Rectified Output Current	I_O	250	mA
Non-Repetitive Peak Forward Surge Current @ $t = 1.0\mu\text{s}$ @ $t = 1.0\text{s}$	I_{FSM}	4.0 2.0	A
Power Dissipation (Note 2)	P_d	200	mW
Thermal Resistance Junction to Ambient Air (Note 2)	$R_{\theta JA}$	625	$^\circ\text{C}/\text{W}$
Operating and Storage Temperature Range	T_j, T_{STG}	-65 to +150	$^\circ\text{C}$

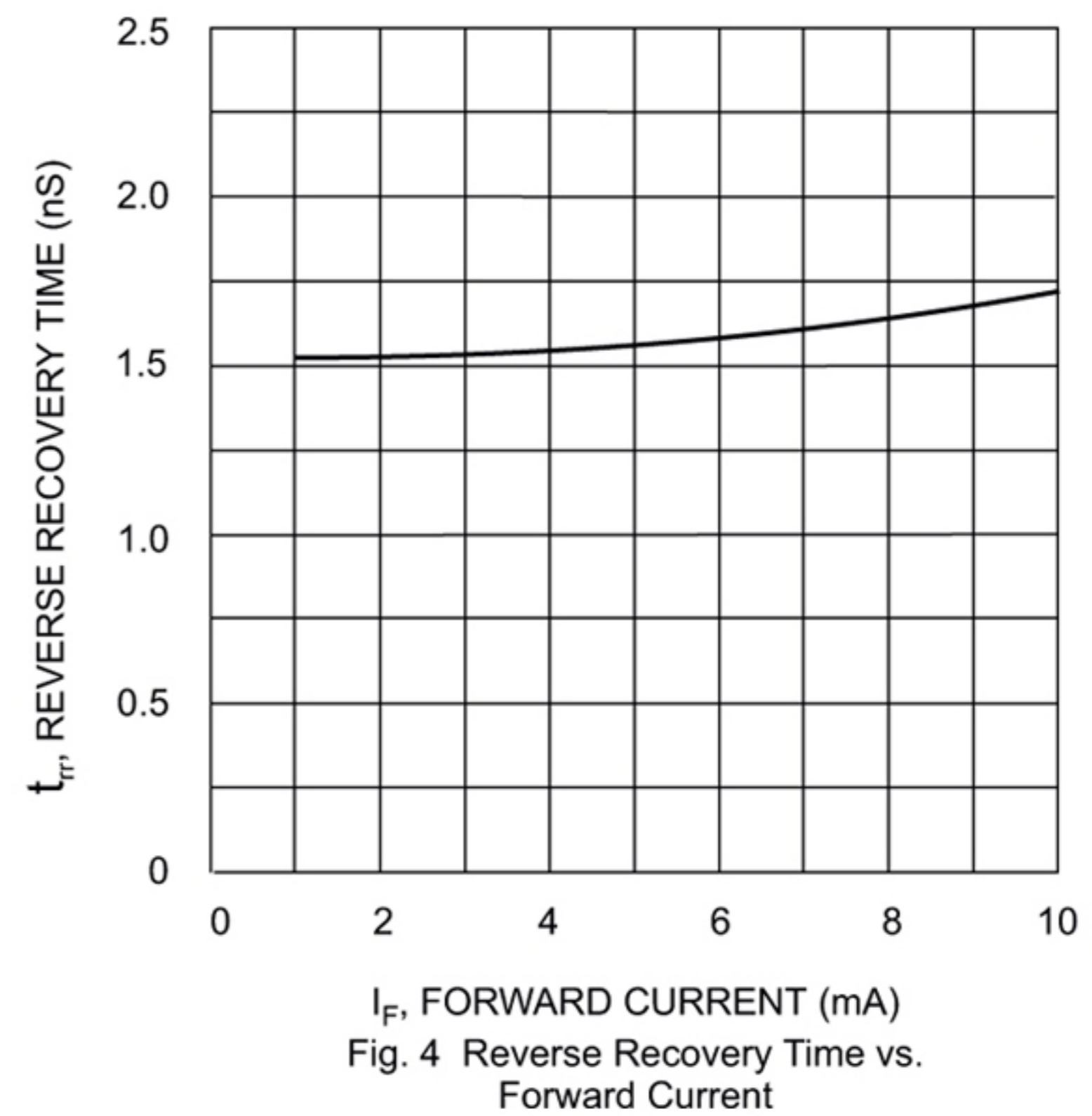
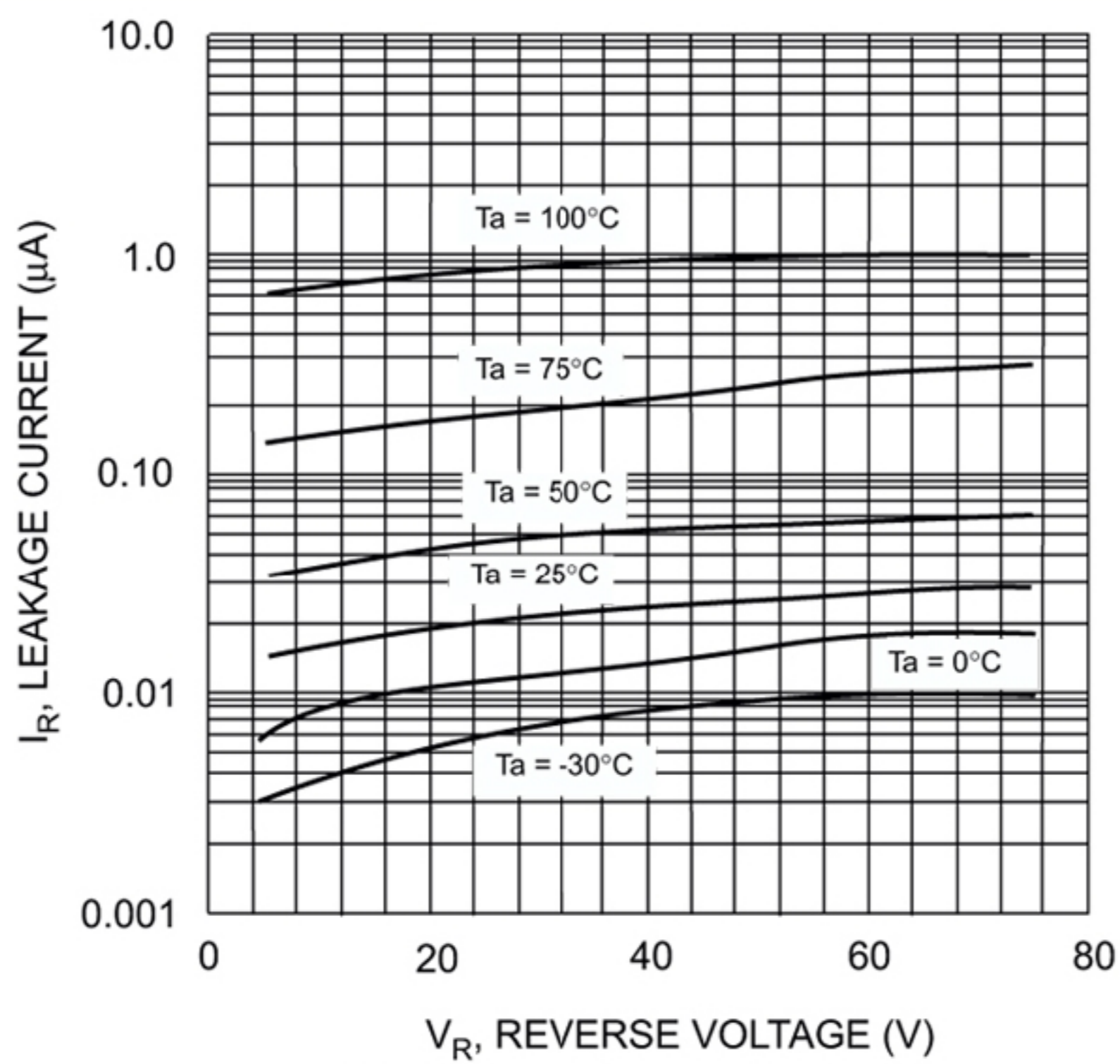
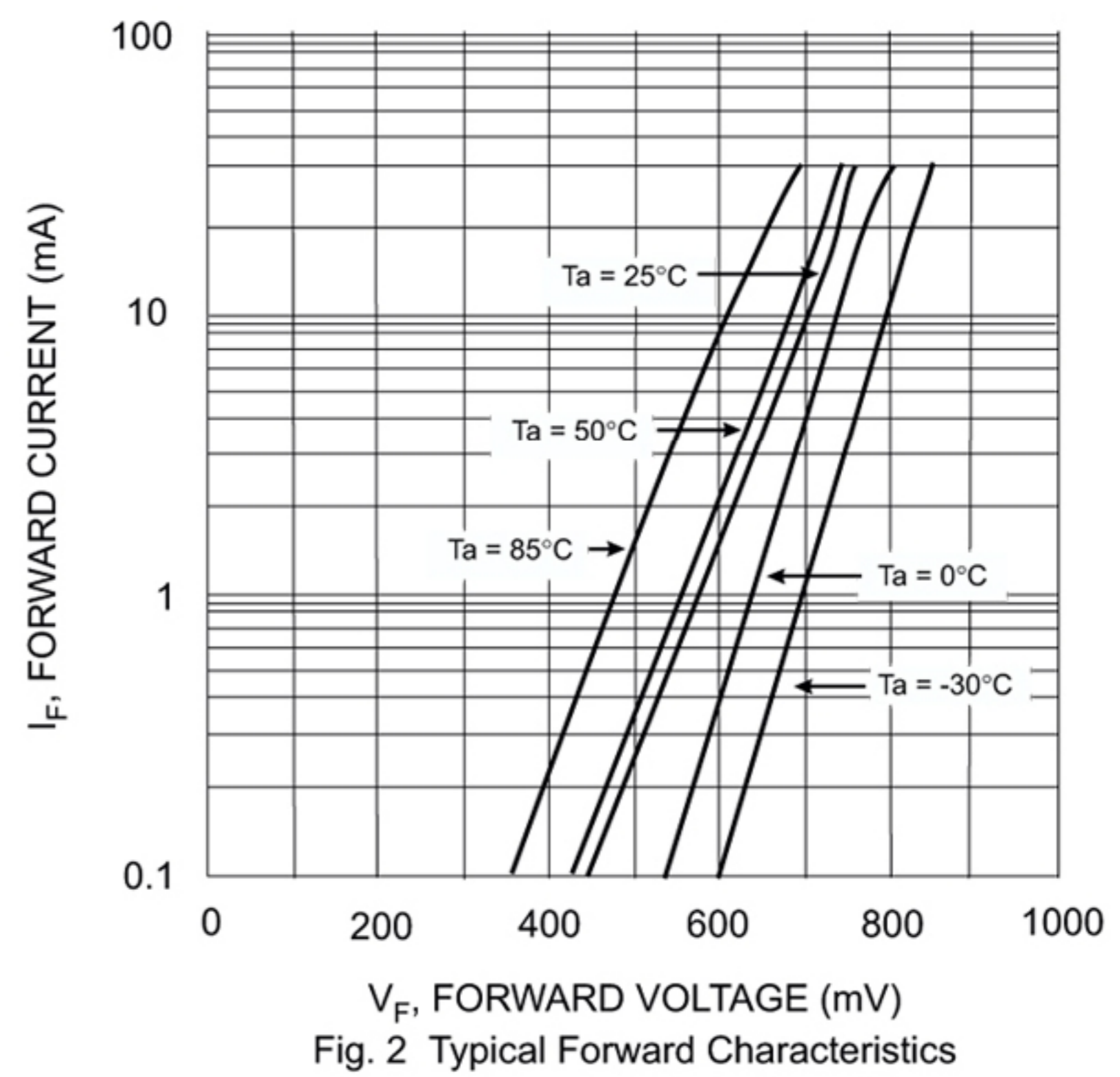
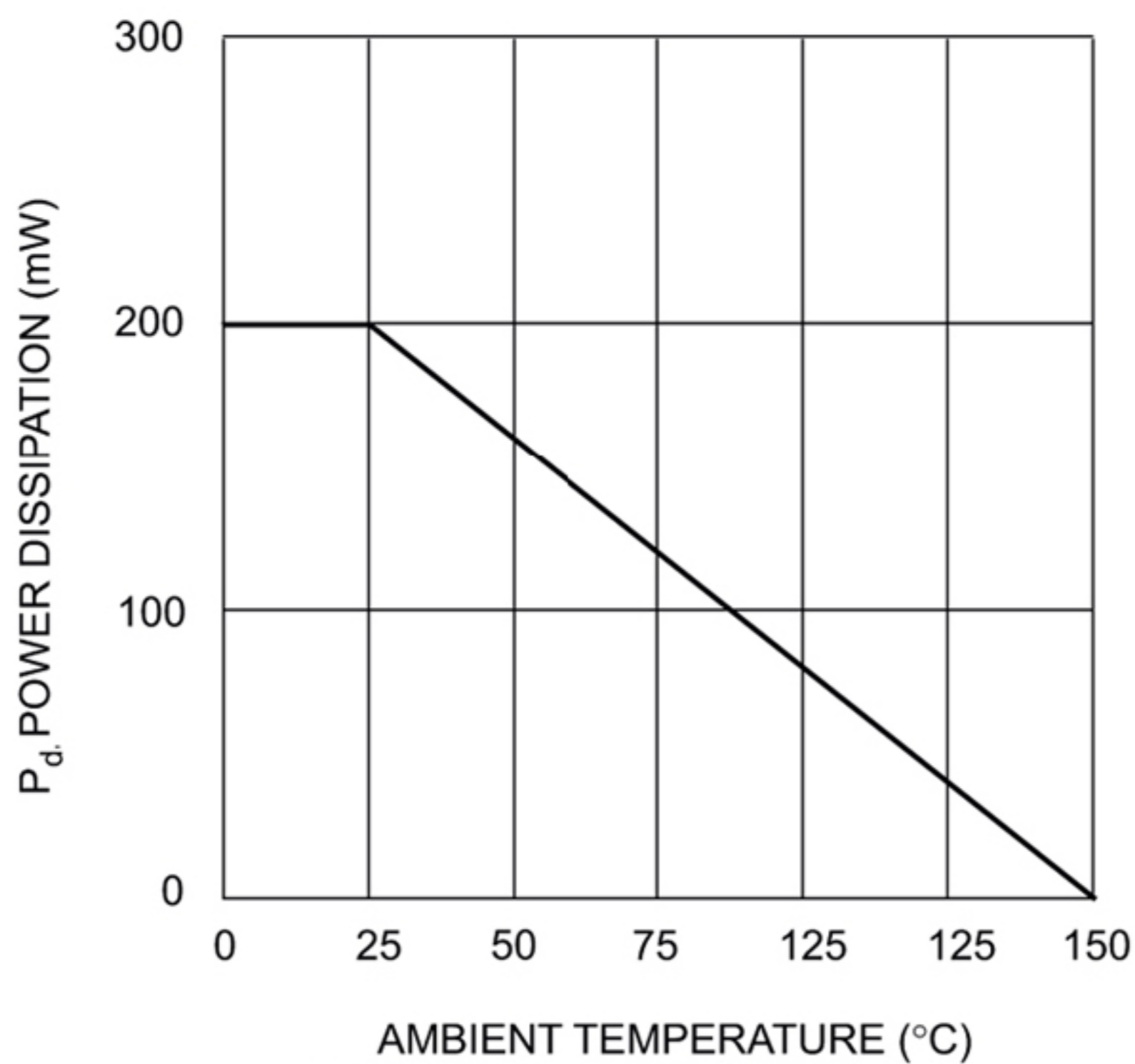
● Electrical Characteristics @ $T_A = 25^\circ\text{C}$ unless otherwise specified

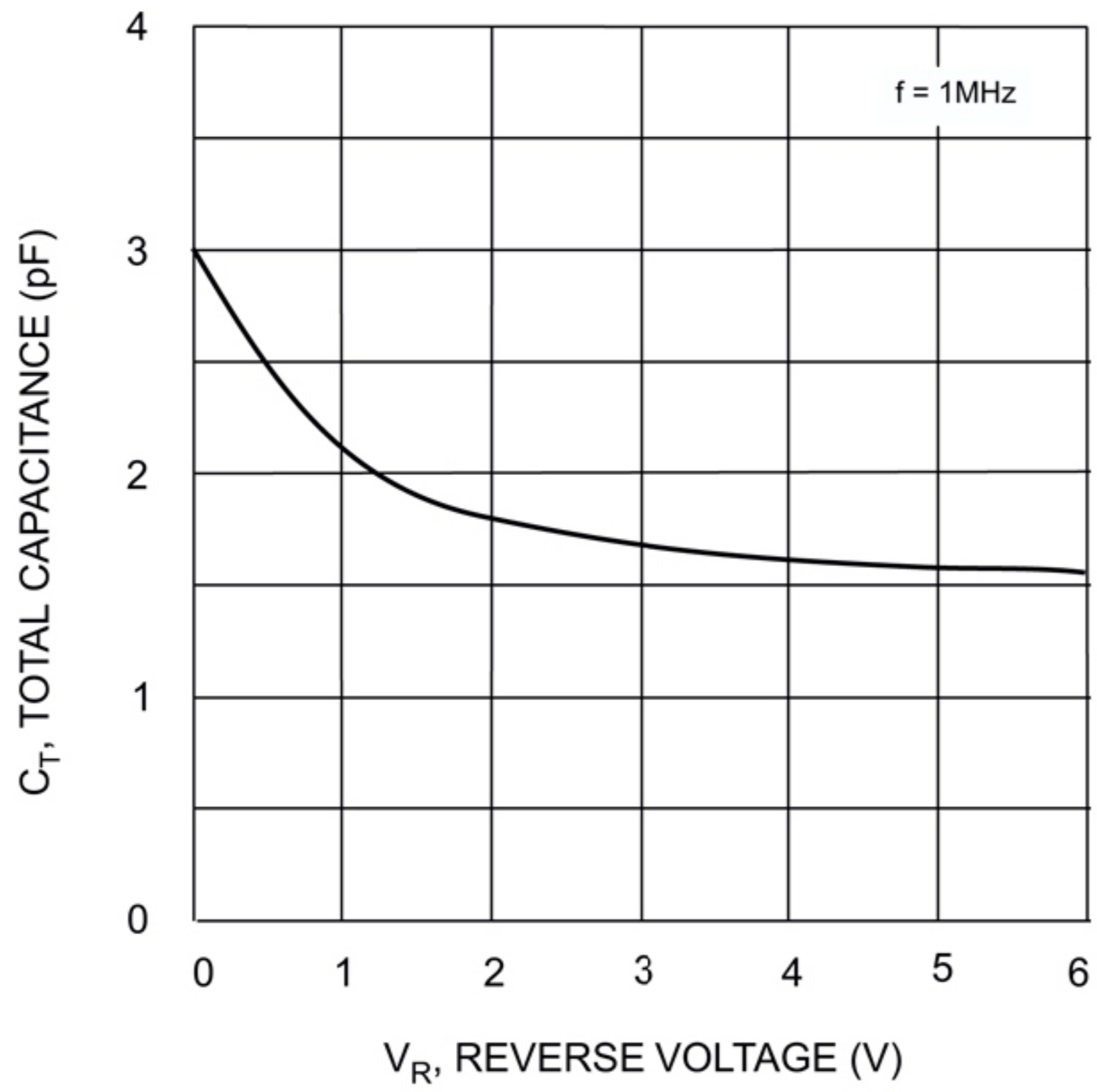
Characteristic	Symbol	Min	Max	Unit	Test Condition
Reverse Breakdown Voltage (Note 1)	$V_{(BR)R}$	75	—	V	$I_R = 2.5\mu\text{A}$
Forward Voltage (Note 1)	V_{FM}	0.62	0.72 0.855 1.0 1.25	V	$I_F = 5.0\text{mA}$ $I_F = 10\text{mA}$ $I_F = 100\text{mA}$ $I_F = 150\text{mA}$
Peak Reverse Current (Note 1)	I_{RM}	—	2.5 50 30 25	μA μA μA nA	$V_R = 75\text{V}$ $V_R = 75\text{V}, T_j = 150^\circ\text{C}$ $V_R = 25\text{V}, T_j = 150^\circ\text{C}$ $V_R = 20\text{V}$
Total Capacitance	C_T	—	4.0	pF	$V_R = 0, f = 1.0\text{MHz}$
Reverse Recovery Time	t_{rr}	—	4.0	ns	$I_F = I_R = 10\text{mA}$, $I_{rr} = 0.1 \times I_R, R_L = 100\Omega$

Notes: 1. Short duration test pulse used to minimize self-heating.
 2. Part mounted on FR-4 PC board with minimum recommended pad layouts.

Ordering Information (Note 3)

Device	Packaging	Shipping
1N4448WS	SOD-323	3000/Tape & Reel





V_R , REVERSE VOLTAGE (V)
Fig. 5 Total Capacitance vs.
Reverse Voltage

单击下面可查看定价，库存，交付和生命周期等信息

[>>SHIKUES\(时科\)](#)