

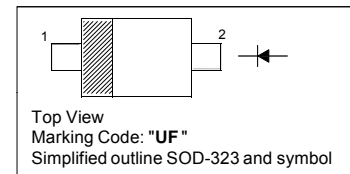
## Silicon Epitaxial Planar Switching Diode

### Features

- SOD-323 package
- Fast switching

### PINNING

PIN	DESCRIPTION
1	Cathode
2	Anode



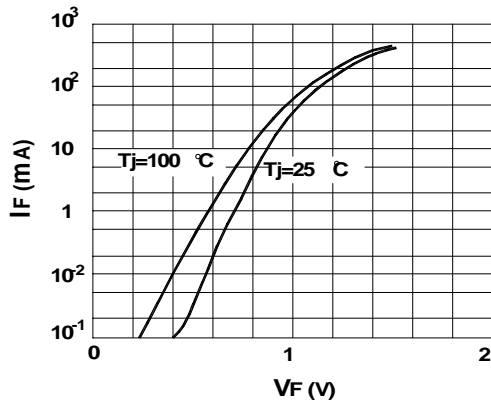
### Absolute Maximum Ratings ( $T_a = 25\text{ }^\circ\text{C}$ )

Parameter	Symbol	Value	Unit
Peak Reverse Voltage	$V_{RM}$	85	V
Reverse Voltage	$V_R$	75	V
Average Rectified Forward Current	$I_{F(AV)}$	150	mA
Surge Forward Current ( $t < 1\text{ s}$ , $T_j = 25\text{ }^\circ\text{C}$ )	$I_{FSM}$	350	mA
Power Dissipation	$P_{tot}$	200	mW
Thermal Resistance from Junction to Ambient Air	$R_{\theta JA}$	625	$^\circ\text{C/W}$
Junction Temperature	$T_j$	150	$^\circ\text{C}$
Storage Temperature Range	$T_{stg}$	- 65 to + 150	$^\circ\text{C}$

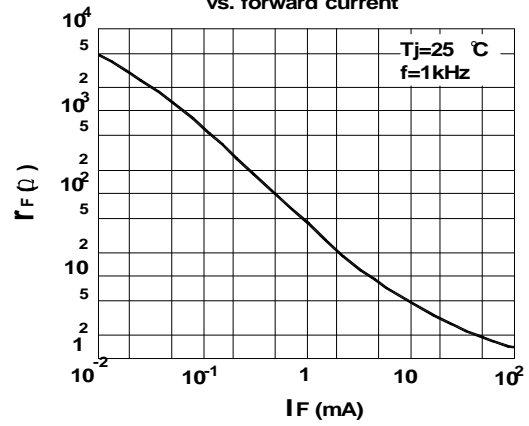
### Characteristics at $T_a = 25\text{ }^\circ\text{C}$

Parameter	Symbol	Min.	Max.	Unit
Forward Voltage at $I_F = 1\text{ mA}$ at $I_F = 10\text{ mA}$ at $I_F = 50\text{ mA}$ at $I_F = 150\text{ mA}$	$V_F$	- - - -	0.715 0.855 1 1.25	V
Peak Reverse Current at $V_R = 75\text{ V}$ at $V_R = 20\text{ V}$ at $V_R = 75\text{ V}$ , $T_j = 150\text{ }^\circ\text{C}$ at $V_R = 25\text{ V}$ , $T_j = 150\text{ }^\circ\text{C}$	$I_R$	- - - -	1 25 50 30	$\mu\text{A}$ nA $\mu\text{A}$ $\mu\text{A}$
Total Capacitance at $V_R = 0\text{ V}$ , $f = 1\text{ MHz}$	$C_T$	-	2	pF
Reverse Recovery Time at $I_{rr} = 0.1 \times I_R$ , $I_F = I_R = 10\text{ mA}$ , $R_L = 100\ \Omega$	$t_{rr}$	-	4	ns

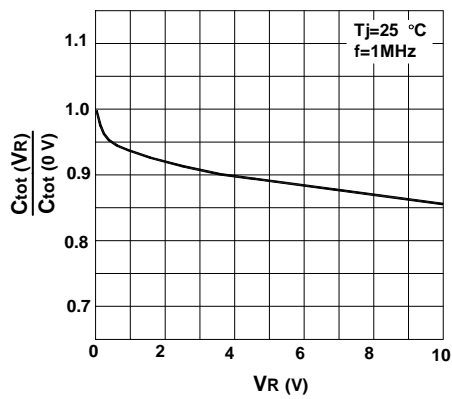
Forward characteristics



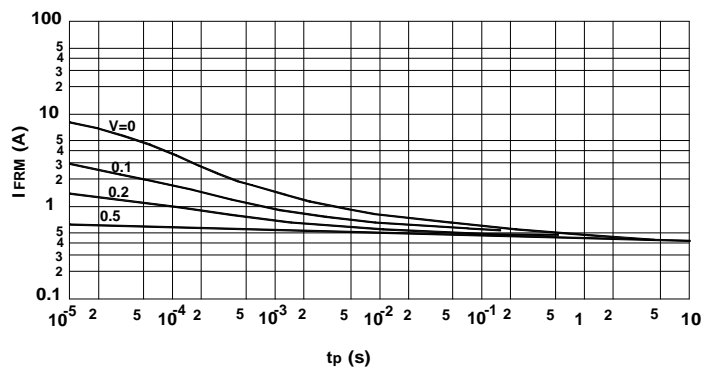
Dynamic forward resistance vs. forward current



Reverse capacitance vs. reverse voltage



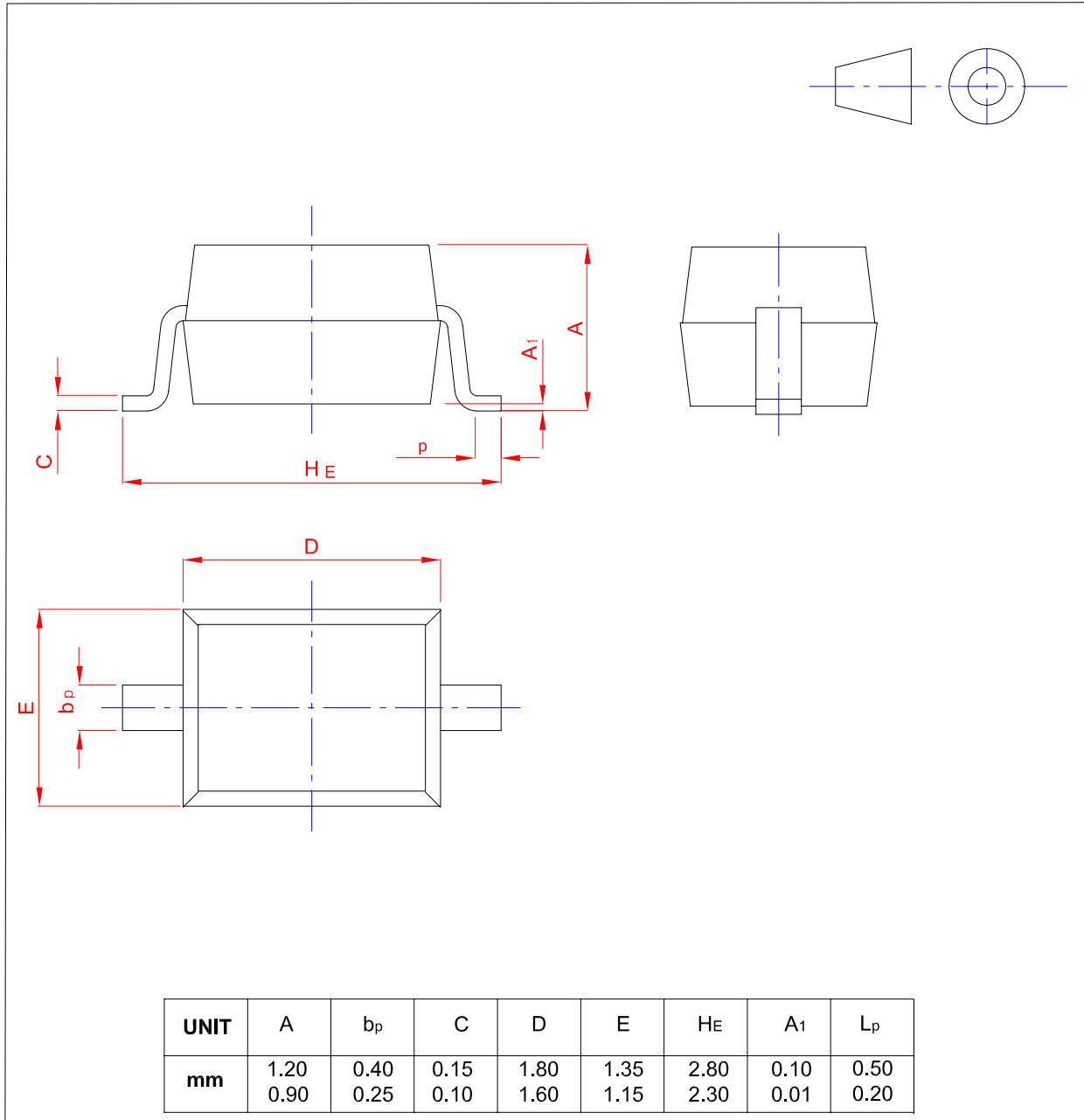
Admissible repetitive peak forward current vs. pulse duration



## PACKAGE OUTLINE

Plastic surface mounted package; 2 leads

SOD-323



单击下面可查看定价，库存，交付和生命周期等信息

[>>SHIKUES\(时科\)](#)