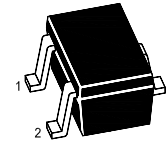


PNP TRANSISTOR

FEATURES

- As complementary type, the NPN transistor MMBT3904 is Recommended
- Epitaxial planar die construction



1.Base 2.Emitter 3.Collector
SOT- 23 Plastic Package

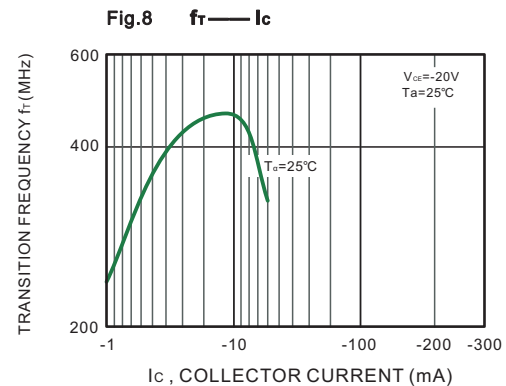
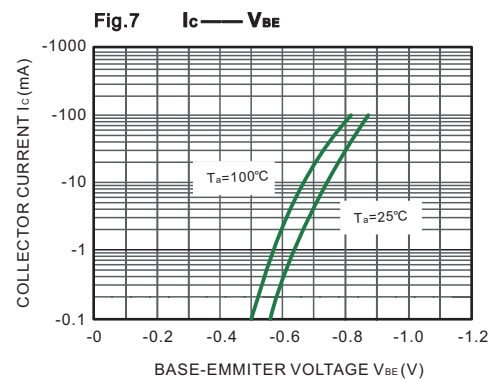
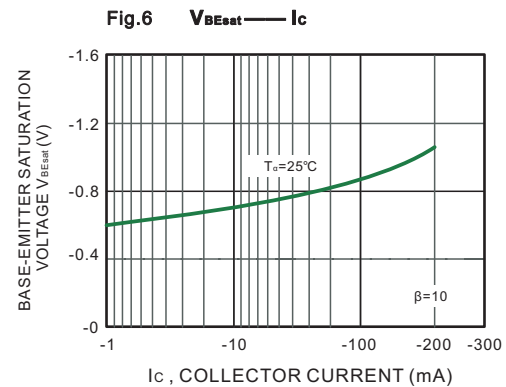
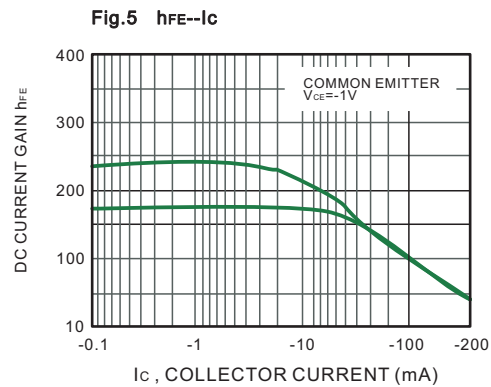
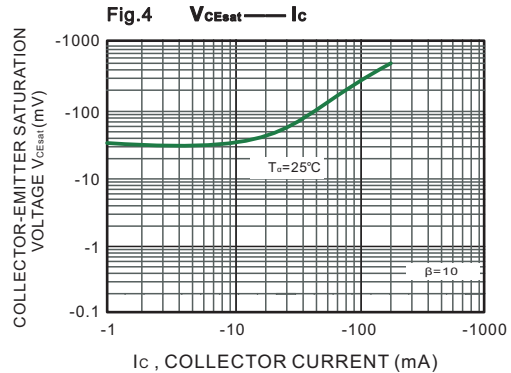
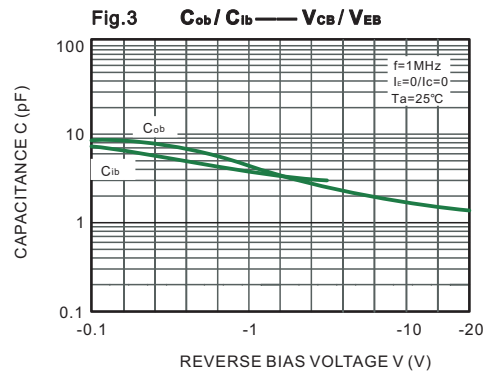
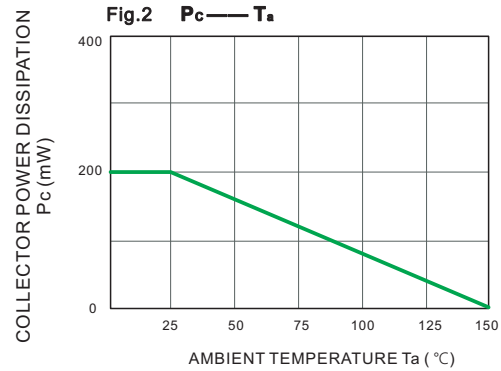
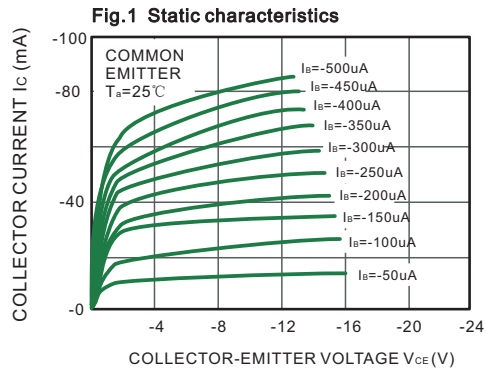
MAXIMUM RATINGS (Ta=25°C unless otherwise noted)

Parameter	Symbol	Value	Unit
Collector–Base Voltage	V_{CBO}	-40	V
Collector–Emitter Voltage	V_{CEO}	-40	V
Emitter–Base Voltage	V_{EBO}	-5	V
Collector Current — Continuous	I_C	-0.2	A
Collector Dissipation	P_C	0.2	W
Thermal Resistance From Junction To Ambient	R_{thJA}	625	°C/W
Operation Junction and Storage Temperature Range	T_J, T_{stg}	-55~+150	°C

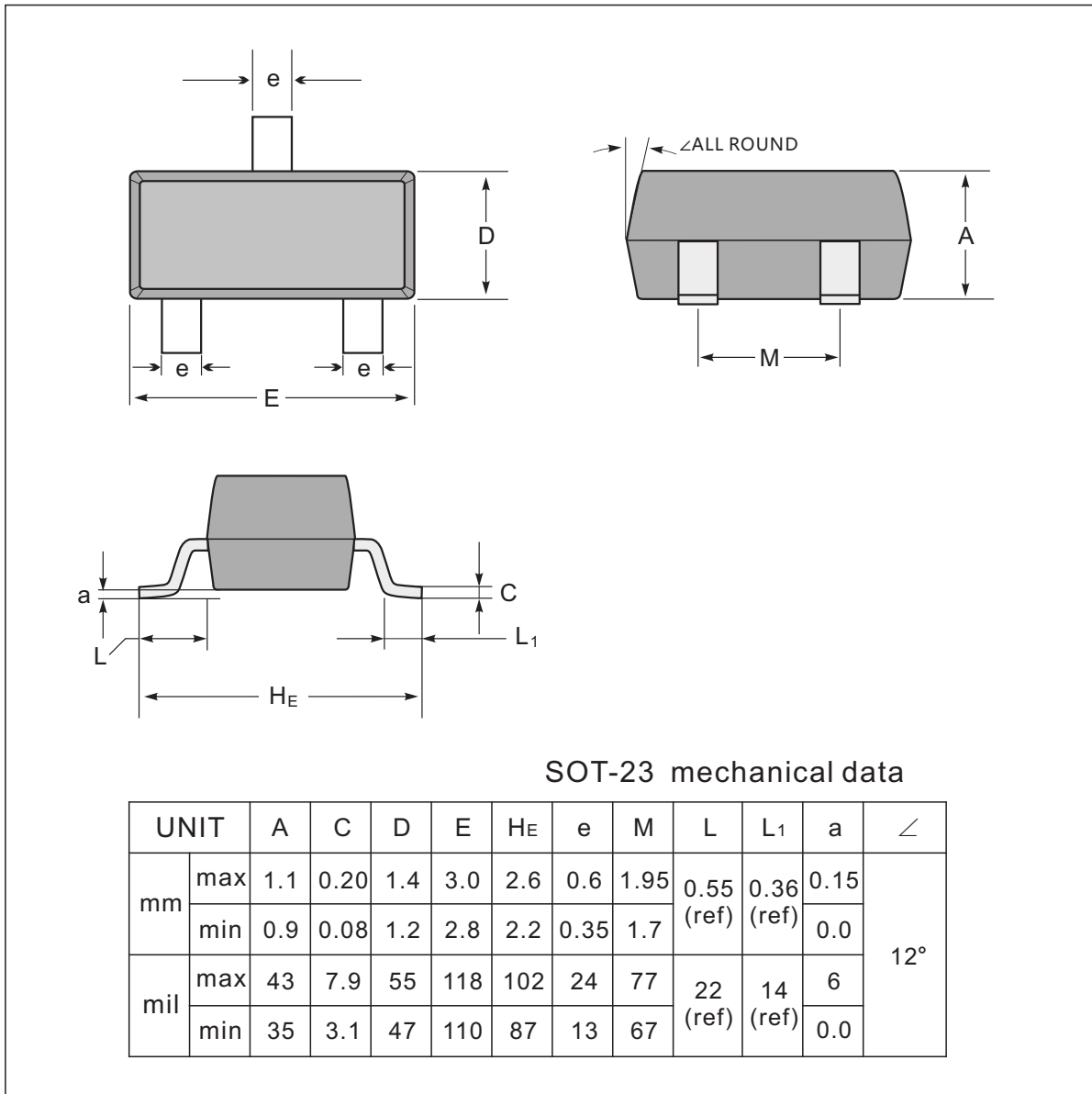
ELECTRICAL CHARACTERISTICS (TA = 25°C unless otherwise noted.)

Parameter	Symbol	Test conditions	Min	Max	Unit
Collector-base breakdown voltage	$V_{(BR)CBO}$	$I_C = -10\mu A, I_E = 0$	-40		V
Collector-emitter breakdown voltage	$V_{(BR)CEO}$	$I_C = -1\text{ mA}, I_B = 0$	-40		V
Emitter-base breakdown voltage	$V_{(BR)EBO}$	$I_E = -10\mu A, I_C = 0$	-5		V
Collector cut-off current	I_{CBO}	$V_{CB} = -40V, I_E = 0$		-100	nA
Collector cut-off current	I_{CEX}	$V_{CE} = -30V, V_{CE} = -3V$		-50	nA
Emitter cut-off current	I_{EBO}	$V_{EB} = -5V, I_C = 0$		-100	nA
DC current gain	h_{FE1}	$V_{CE} = -1V, I_C = -10\text{ mA}$	100	300	
	h_{FE2}	$V_{CE} = -1V, I_C = -50\text{ mA}$	60		
	h_{FE3}	$V_{CE} = -2V, I_C = -100\text{ mA}$	30		
Collector-emitter saturation voltage	$V_{CE(sat)}$	$I_C = -50\text{ mA}, I_B = -5\text{ mA}$		-0.3	V
Base-emitter saturation voltage	$V_{BE(sat)}$	$I_C = -50\text{ mA}, I_B = -5\text{ mA}$		-0.95	V
Transition frequency	f_T	$V_{CE} = -20V, I_C = -10\text{ mA}, f = 100\text{ MHz}$	300		MHZ
Delay time	t_d	$V_{CC} = -3V, V_{BE} = -0.5V$ $I_C = -10\text{ mA}, I_{B1} = I_{B2} = -1\text{ mA}$		35	ns
Rise time	t_r			35	ns
Storage time	t_s	$V_{CC} = -3V, I_C = -10\text{ mA}$ $I_{B1} = I_{B2} = -1\text{ mA}$		225	ns
Fall time	t_f			75	ns

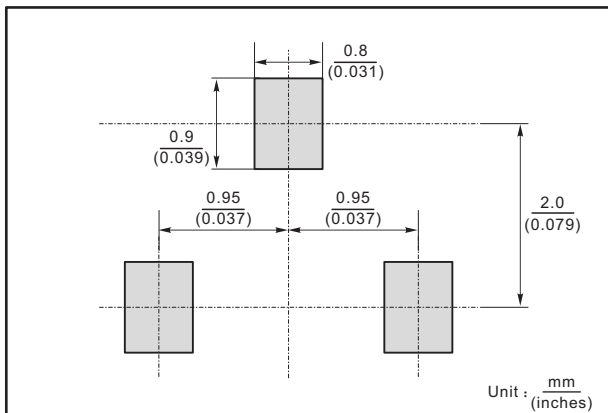
TYPICAL CHARACTERISTICS



SOT-23 Package Outline Dimensions



The recommended mounting pad size



Marking

Type number	Marking code
MMBT3906	2A

单击下面可查看定价，库存，交付和生命周期等信息

[>>SHIKUES\(时科\)](#)