

40 AMPERES SCHOTTKY BARRIER RECTIFIERS

Reverse Voltage 150V

Forward Current 40 A

FEATURES

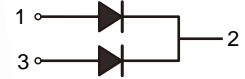

- High current capability
- Low forward voltage drop
- Low power loss, high efficiency
- High surge capability
- High temperature soldering guaranteed
- Mounting position: any

Mechanical data

- Case: TO-220F
- Approx. Weight: 2.1g (0.07oz)
- Terminals: Lead solderable per MIL-STD-202, Method 208

MAXIMUM RATINGS AND ELECTRICAL CHARACTERISTICS

Ratings at 25°C ambient temperature unless otherwise specified



TO-220F

Parameter	Symbol	Spec. Limit			Unit
		Min.	Typ.	Max.	
Max. Repetitive Peak Reverse Voltage @0.5mA	V_{RRM}	150			V
Max. Average Forward Rectified Current Per diode	$I_{F(AV)}$			20	A
Per device				40	
Forward Voltage Drop Per diode	V_F		0.64	0.68	V
		$I_F=3A$ $I_F=10A$			
Max. Reverse Current at V_{RRM} @150V	I_R		2	10	μA
Operating Temperature Range	T_J	-55		+150	°C
Storage Temperature Range	T_{STG}	-55		+150	°C

Fig.1 TYPICAL FORWARD CURRENT DERATING CURVE

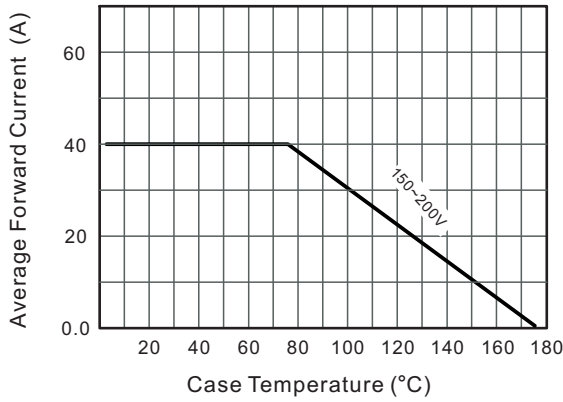


Fig.2 Typical Reverse Characteristics

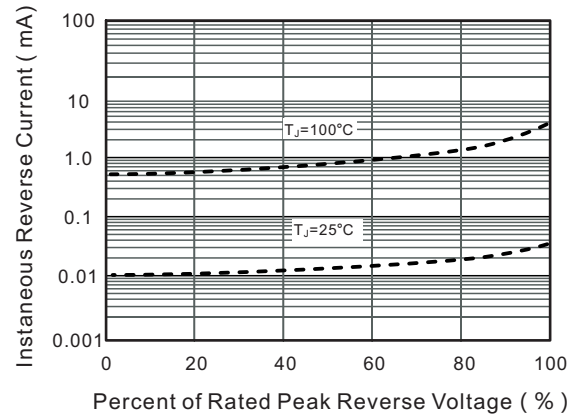


Fig.3 Typical Forward Characteristic(per leg)

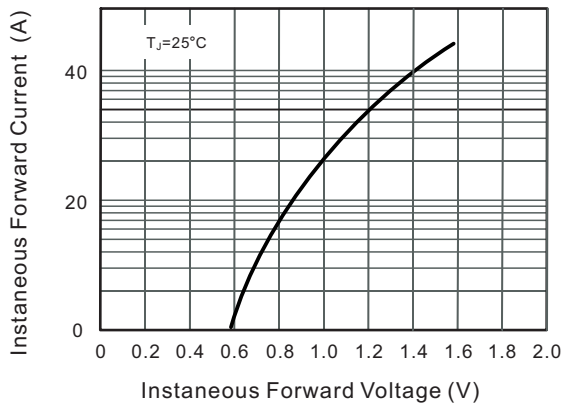


Fig.4 Typical Junction Capacitance

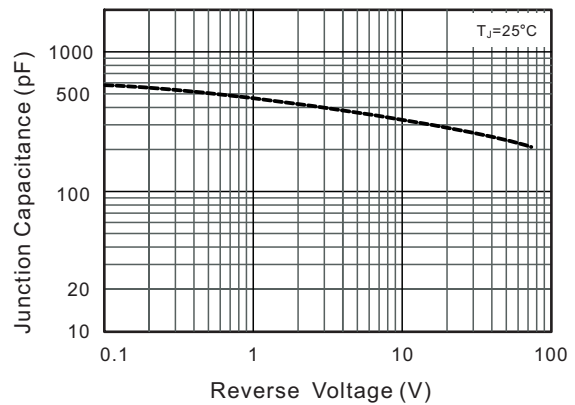


Fig.5 Maximum Non-Repetitive Peak Forward Surge Current

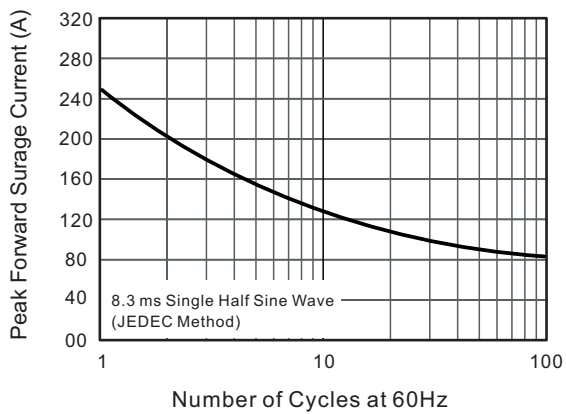
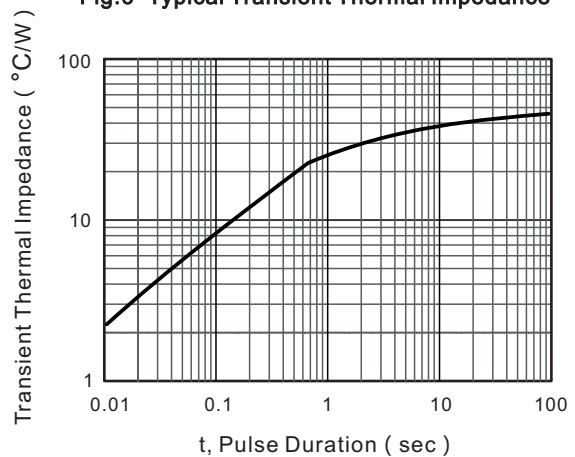


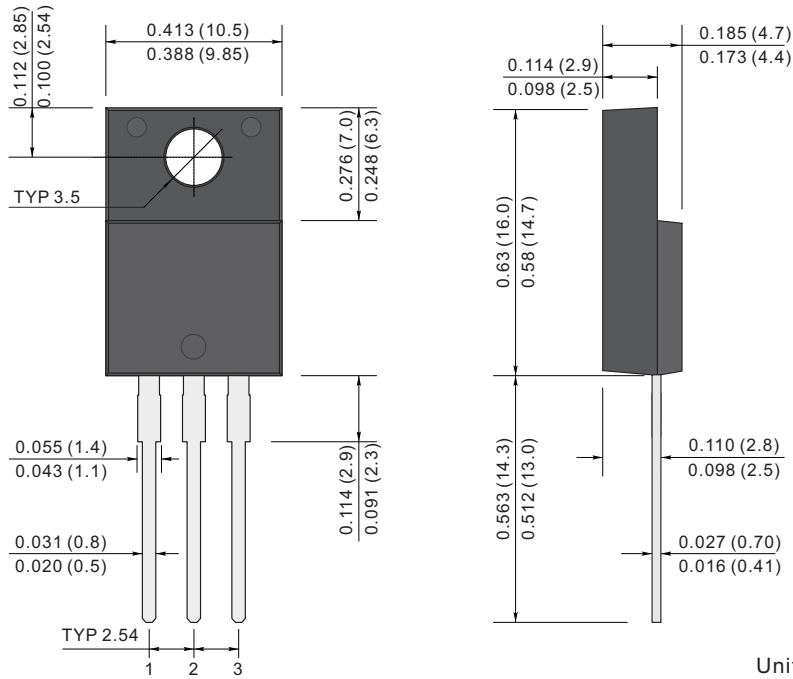
Fig.6- Typical Transient Thermal Impedance



PACKAGE OUTLINE

Plastic surface mounted package; 2 leads

TO-220F



单击下面可查看定价，库存，交付和生命周期等信息

[>>SHIKUES\(时科\)](#)