

## GLASS PASSIVATED BRIDGE RECTIFIERS

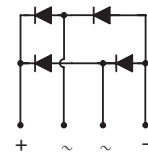

REVERSE VOLTAGE - 50 to 1000 Volts

FORWARD CURRENT - 2.0 Amperes

### KBP

### FEATURES

- Rating to 1000V PRV
- Ideal for printed circuit board
- Reliable low cost construction utilizing molded plastic technique
- The plastic material has UL flammability classification 94V-0



### MECHANICAL DATA

- Polarity : As marked on body
- Weight : 0.05 ounces, 1.52 grams
- Mounting position : Any

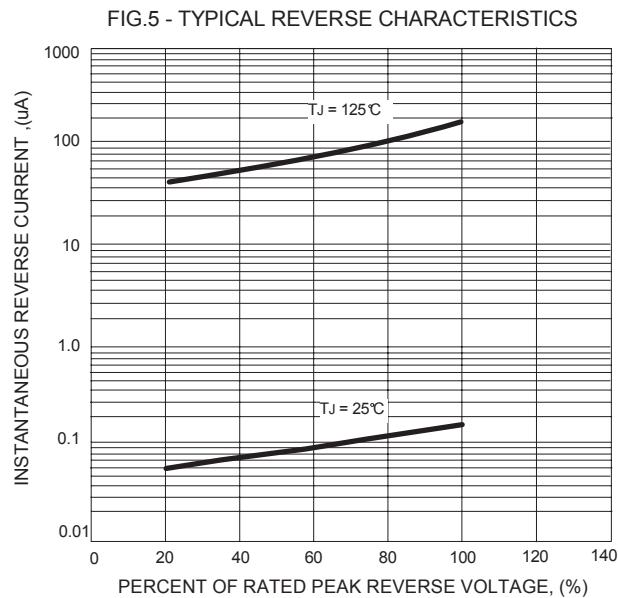
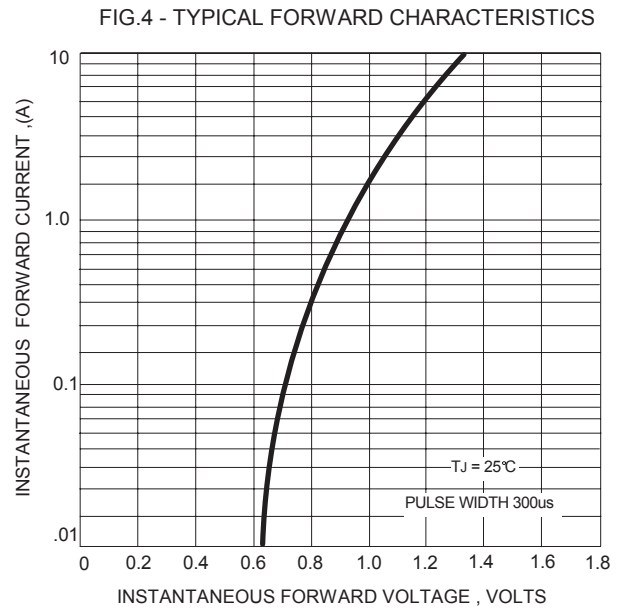
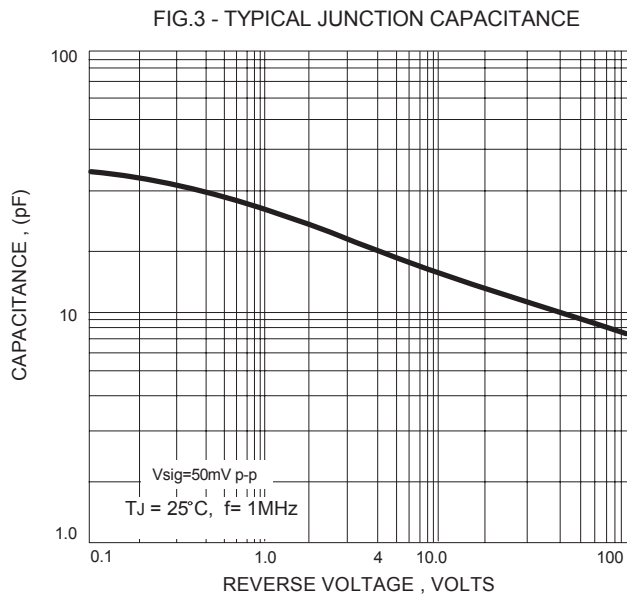
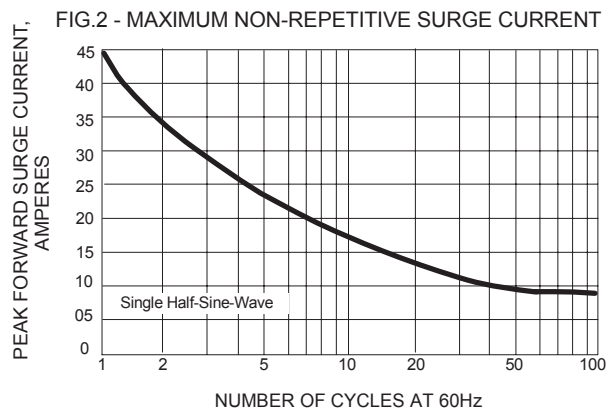
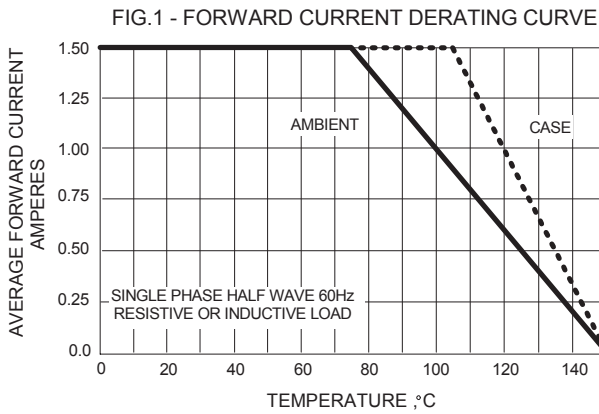
### MAXIMUM RATINGS AND ELECTRICAL CHARACTERISTICS

Ratings at 25°C ambient temperature unless otherwise specified.

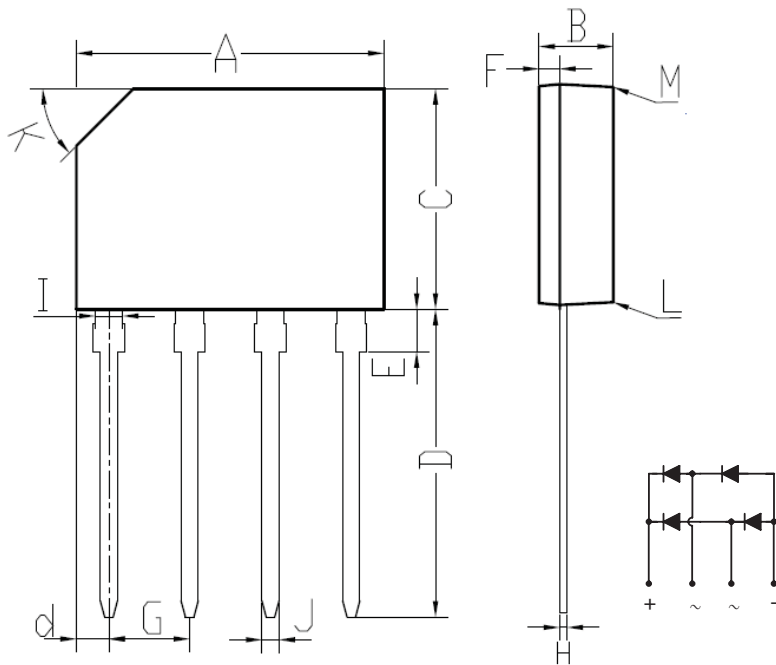
CHARACTERISTICS	SYMBOL	KBP 2005	KBP 201	KBP 202	KBP 204	KBP 206	KBP 208	KBP 210	UNIT
Maximum Repetitive Peak Reverse Voltage	$V_{RRM}$	50	100	200	400	600	800	1000	V
Maximum RMS Voltage	$V_{RMS}$	35	70	140	280	420	560	700	V
Maximum DC Blocking Voltage	$V_{DC}$	50	100	200	400	600	800	1000	V
Maximum Average Forward Rectified Current @ $T_C=100^\circ\text{C}$	$I_{(AV)}$	2.0							A
Peak Forward Surge Current 8.3ms single half sine-wave @ $T_j = 25^\circ\text{C}$	$I_{FSM}$	45							A
Peak Forward Surge Current 1.0ms single half sine-wave @ $T_j = 25^\circ\text{C}$ @ $T_j = 125^\circ\text{C}$	$I_{FSM}$	80 100							A
Maximum Forward Voltage at 2.0A DC	$V_F$	1.1							V
Maximum DC Reverse Current at rated Blocking Voltage @ $T_j=25^\circ\text{C}$ @ $T_j=125^\circ\text{C}$	$I_R$	5.0 500							$\mu\text{A}$
$I^2t$ Rating for fusing ( $3\text{ms} \leq t \leq 8.3\text{ms}$ )	$I^2t$	17.5							$\text{A}^2\text{S}$
Typical Junction Capacitance per element (Note 1)	$C_J$	25							pF
Typical thermal resistance (Note 2)	$R_{\theta JC}$	10							$^\circ\text{C/W}$
	$R_{\theta JL}$	18							
	$R_{\theta JA}$	40							
Operation Temperature Range	$T_J$	-55 to 150							$^\circ\text{C}$
Storage Temperature Range	$T_{STG}$	-55 to 150							$^\circ\text{C}$

Note: (1) Measured at 1.0MHz and applied reverse voltage of 4.0V DC.

(2) Thermal Resistance Junction to Case, Lead and Ambient.



## KBP Package Outline Dimensions



KBP		
DIM.	MIN.	MAX.
A	14.25	14.75
B	3.35	3.65
C	10.20	10.60
D	14.25	14.73
d	1.40	1.70
E	1.80	2.20
F	0.80	1.10
G	3.56	4.06
H	0.35	0.55
I	1.22	1.42
J	0.76	0.86
K	2.7 x 45° (Typ)	
L	#	3°
M	#	2°
All Dimensions in millimeter		

单击下面可查看定价，库存，交付和生命周期等信息

[>>SHIKUES\(时科\)](#)