

## 3A SURFACE MOUNT GLASS PASSIVATED BRIDGE RECTIFIER

### FEATURES:

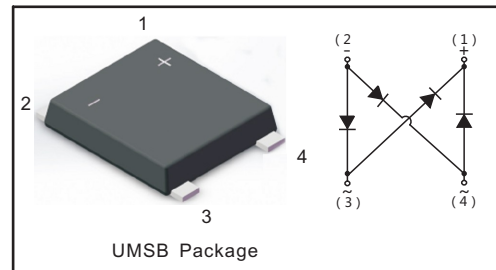
- Glass Passivated Chip Junction
- Reverse Voltage - 100 to 1000 V
- Forward Current - 3.0 A
- High Surge Current Capability
- Designed for Surface Mount Application

### MECHANICAL DATA

- Case: UMSB
- Terminals: Solderable per MIL-STD-750, Method 2026

### PINNING

PIN	DESCRIPTION
1	Output Anode ( + )
2	Output Cathode ( - )
3	Input Pin ( ~ )
4	Input Pin ( ~ )



### Maximum Ratings and Electrical characteristics

Ratings at 25 °C ambient temperature unless otherwise specified.

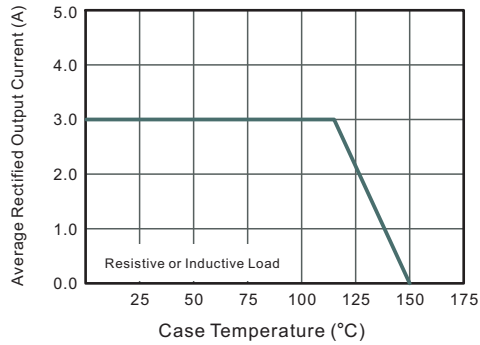
Single phase half-wave 60 Hz, resistive or inductive load, for capacitive load current derate by 20 %.

Parameter	Symbols	MSB30B	MSB30D	MSB30G	MSB30J	MSB30K	MSB30M	Units
Maximum Repetitive Peak Reverse Voltage	$V_{RRM}$	100	200	400	600	800	1000	V
Maximum RMS voltage	$V_{RMS}$	70	140	280	420	560	700	V
Maximum DC Blocking Voltage	$V_{DC}$	100	200	400	600	800	1000	V
Average Rectified Output Current	$I_O$	3.0						A
Peak Forward Surge Current 8.3 ms Single Half Sine Wave Superimposed on Rated Load (JEDEC Method)	$I_{FSM}$	80						A
Maximum Forward Voltage at 3.0 A	$V_F$	1.1						V
Maximum DC Reverse Current at Rated DC Blocking Voltage @ $T_A=25\text{ }^\circ\text{C}$ @ $T_A=125\text{ }^\circ\text{C}$	$I_R$	5 100						$\mu\text{A}$
Typical Junction Capacitance ( Note 1 )	$C_j$	40						pF
Operating and Storage Temperature Range	$T_j, T_{stg}$	-55 ~ +150						$^\circ\text{C}$

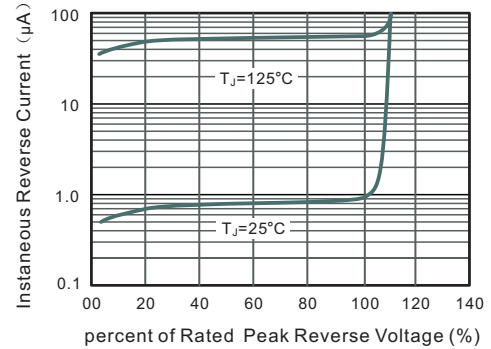
Note: 1. Measured at 1MHz and applied reverse voltage of 4 V D.C.

2. Mounted on glass epoxy PC board with 4×1.5"×1.5" ( 3.81×3.81 cm ) copper pad.

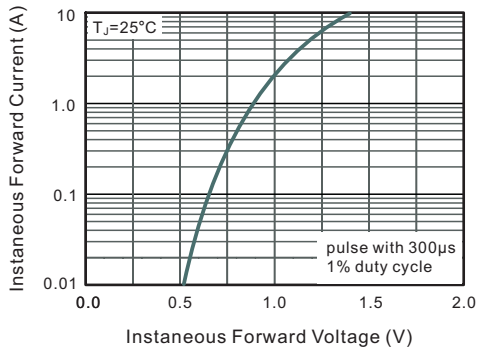
**Fig.1 Average Rectified Output Current Derating Curve**



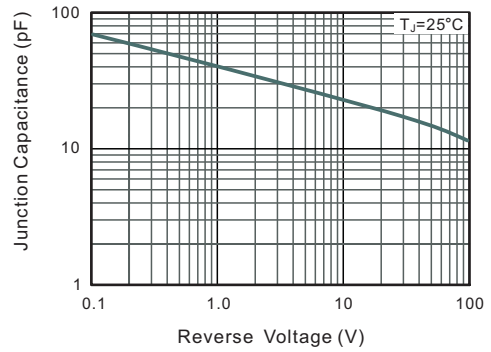
**Fig.2 Typical Reverse Characteristics**



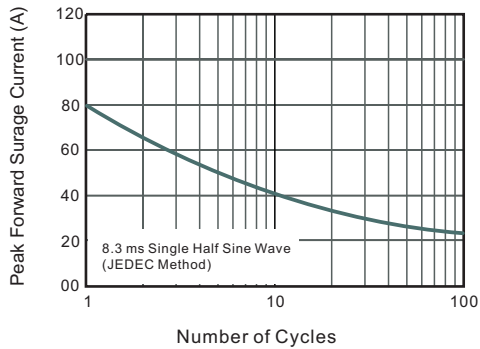
**Fig.3 Typical Instantaneous Forward Characteristics**



**Fig.4 Typical Junction Capacitance**



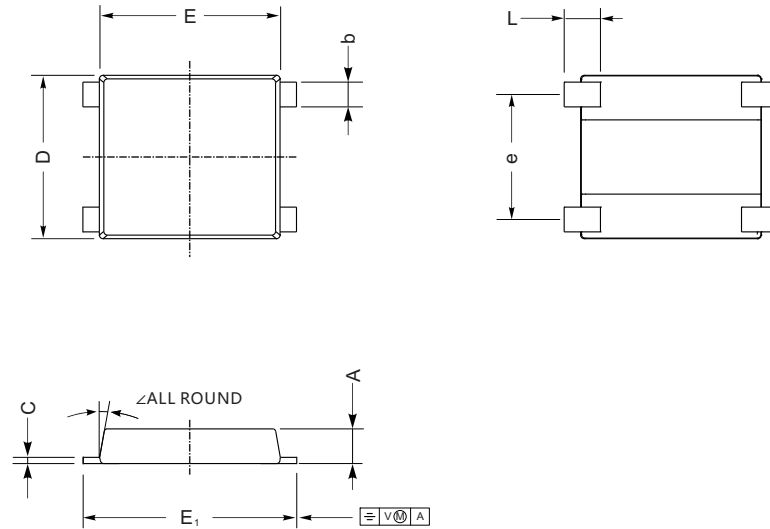
**Fig.5 Maximum Non-Repetitive Peak Forward Surge Current**



## PACKAGE OUTLINE

Plastic surface mounted package; 4 leads

UMSB



UMSB mechanical data

UNIT		A	C	D	E	E <sub>1</sub>	L	e	b	∠
mm	max	1.5	0.29	7.0	7.6	8.9	1.6	5.3	1.15	10°
	min	1.3	0.17	6.2	7.1	8.4	1.0	4.9	0.95	
mil	max	59	12	276	299	350	55	209	45	
	min	51	7	244	280	331	31.5	193	37	

## Marking

Type number	Marking code
MSB30B	MB30B
MSB30D	MB30D
MSB30G	MB30G
MSB30J	MB30J
MSB30K	MB30K
MSB30M	MB30M

单击下面可查看定价，库存，交付和生命周期等信息

[>>SHIKUES\(时科\)](#)