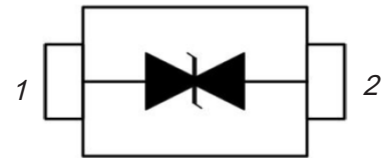


## Bidirectional TVS Diodes

### FEATURES

- IEC61000-4-2 (ESD)  $\pm 15\text{kV}$  (air),  $\pm 8\text{kV}$  (contact)
- IEC61000-4-4 (EFT) 40A (5/50 $\mu\text{s}$ )
- 350 Watts Peak Pulse Power per (tp=8/20 $\mu\text{s}$ )
- Protects one I/O line (bidirectional)
- Low clamping voltage
- Working voltages :3V,5V,8V,12V,15V,18V,20V,24V,36V
- Low leakage current



SOD-323

### MACHANICAL DATA

- SOD-323 package
- Packaging: Tape and Reel
- High temperature soldering guaranteed:260 $^{\circ}\text{C}$ /10s

### APPLICATIONS

- Cell Phone Handsets and Accessories
- Microprocessor based equipment
- Personal Digital Assistants (PDA's)
- Notebooks, Desktops, and Servers
- Portable Instrumentation
- Networking and Telecom
- Serial and Parallel Ports.
- Peripherals

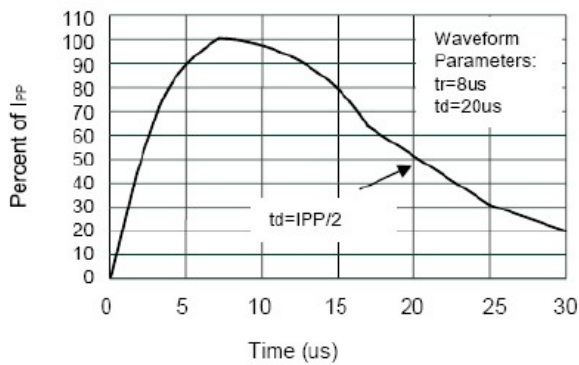
### ABSOLUTE MAXIMUM RATING

Symbol	Parameter	Value	Units
$V_{\text{ESD}}$	ESD per IEC 61000-4-2 (Air)	$\pm 15$	kV
	ESD per IEC 61000-4-2 (Contact)	$\pm 8$	
$P_{\text{PP}}$	Peak Pulse Power (8/20 $\mu\text{s}$ )	350	W
$T_{\text{OPT}}$	Operating Temperature	-55/+150	$^{\circ}\text{C}$
$T_{\text{STG}}$	Storage Temperature	-55/+150	$^{\circ}\text{C}$
$T_{\text{L}}$	Lead Soldering Temperature	260 (10 sec.)	$^{\circ}\text{C}$

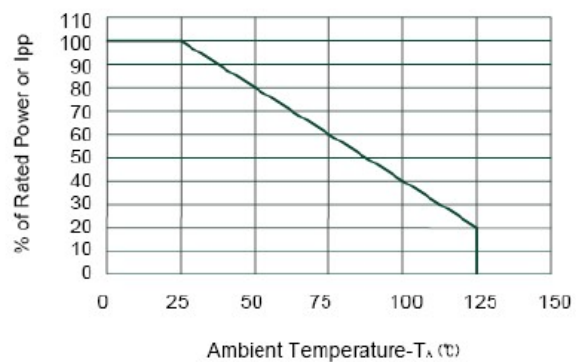
## ELECTRICAL CHARACTERISTICS (T<sub>amb</sub>=25°C)

PART NUMBER	DEVICE MARKING	V <sub>RWM</sub> (V) (max.)	V <sub>B</sub> (V) (min.)	I <sub>T</sub> (mA)	V <sub>C@1A</sub> (V) (max.)	V <sub>C</sub> (V) (max.) (@A)		I <sub>R</sub> (μA) (max.)	C <sub>T</sub> (pF) (max.)
SD03C	2A	3.3	4.0	1	7.5	13.0	20	40	450
SD05C	2B	5.0	6.0	1	9.8	18.0	17	10	200
SD08C	2C	8.0	8.5	1	13.4	24.0	15	2	120
SD12C	2D	12.0	13.3	1	19.0	32.0	11	1	75
SD15C	2J	15.0	16.7	1	24.0	38.0	10	1	68
SD18C	2K	18.0	20.0	1	29.0	45.0	9	1	57
SD20C	2L	20.0	22.3	1	35.0	50.0	8	1	52
SD24C	2H	24.0	26.7	1	43.0	52.0	7	1	50
SD36C	2N	36.0	40.0	1	60.0	75.0	4.5	1	35

## ELECTRICAL CHARACTERISTICS CURVE

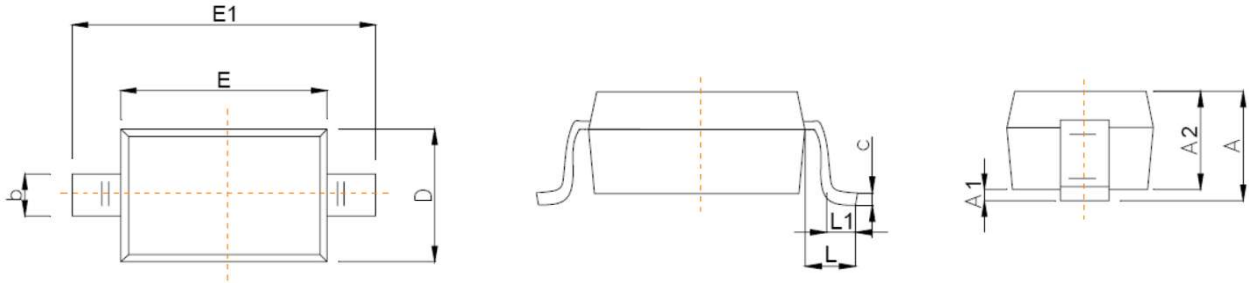


Pulse Waveform

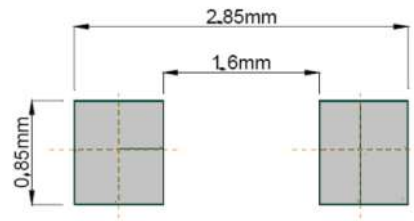


Power Derating Curve

## SOD-323 PACKAGE OUTLINE DIMENSIONS



Symbol	Dimensions In Millimeters	
	Min	Max
A		1.00
A1	0.000	0.100
A2	0.800	0.900
b	0.250	0.350
c	0.080	0.150
D	1.200	1.400
E	1.600	1.800
E1	2.500	2.700
e	1.800	2.040
L	0.475 REF	
L1	0.250	0.400
θ	0°	8°



**Recommended Pad outline**

单击下面可查看定价，库存，交付和生命周期等信息

[>>SHIKUES\(时科\)](#)