

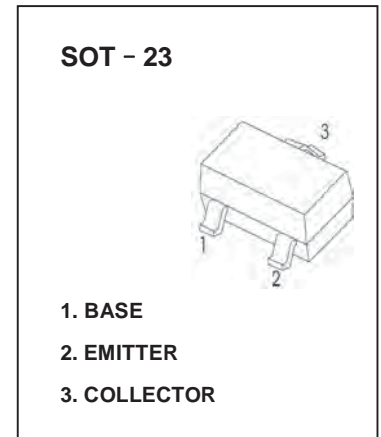
SOT-23 Plastic-Encapsulate Transistors

MMBTA44 TRANSISTOR (NPN)

FEATURES

- High Collector-Emitter Voltage
- Complement to MMBTA94

MARKING: 3D



MAXIMUM RATINGS ($T_a=25^{\circ}\text{C}$ unless otherwise noted)

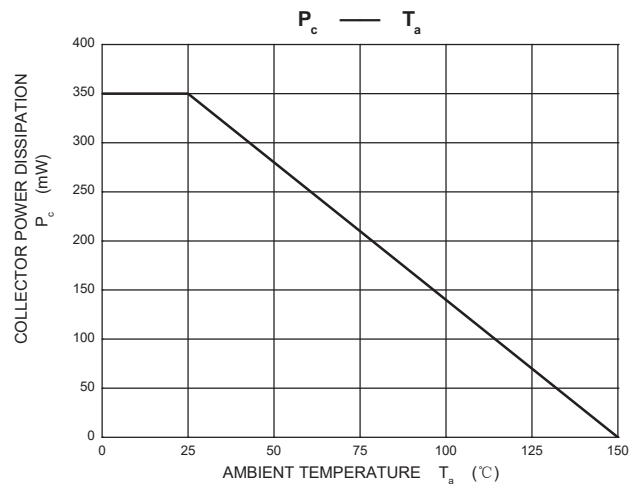
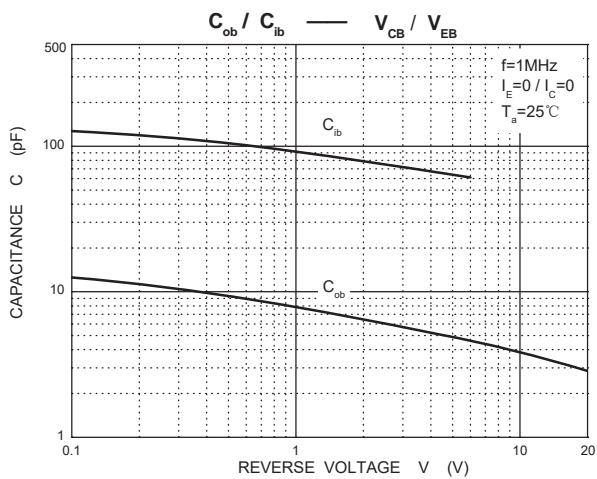
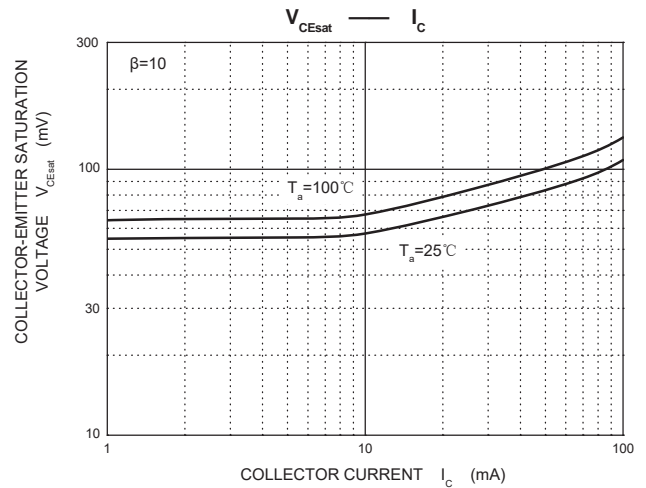
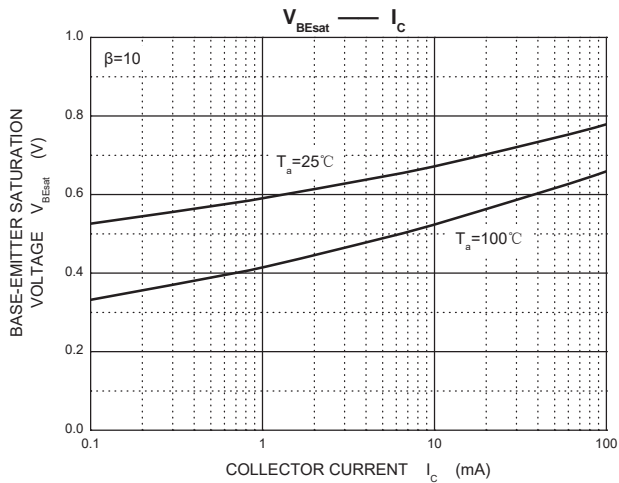
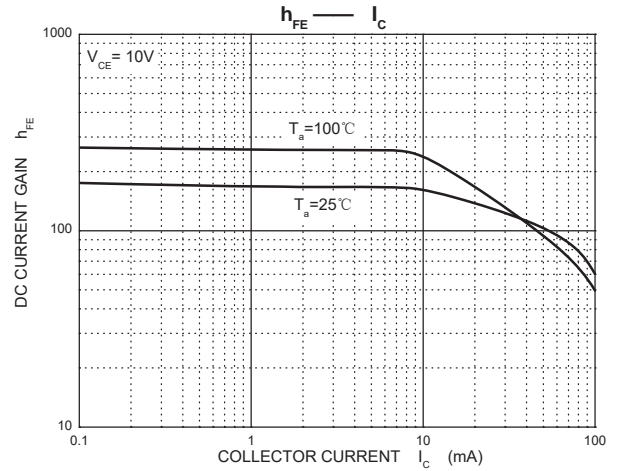
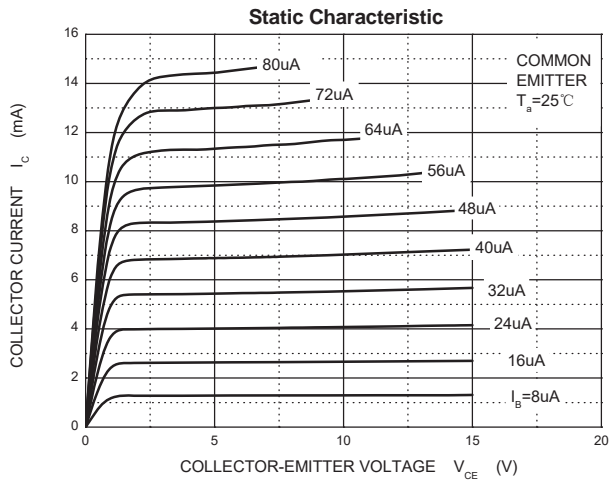
Symbol	Parameter	Value	Unit
V_{CB0}	Collector-Base Voltage	400	V
V_{CE0}	Collector-Emitter Voltage	400	V
V_{EBO}	Emitter-Base Voltage	6	V
I_C	Collector Current-Continuous	200	mA
I_{CM}	Collector Current -Pulsed	300	mA
P_C	Collector Power Dissipation	350	mW
$R_{\theta JA}$	Thermal Resistance From Junction To Ambient	357	$^{\circ}\text{C}/\text{W}$
T_j	Junction Temperature	150	$^{\circ}\text{C}$
T_{stg}	Storage Temperature	-55~+150	$^{\circ}\text{C}$

ELECTRICAL CHARACTERISTICS ($T_a=25^{\circ}\text{C}$ unless otherwise specified)

Parameter	Symbol	Test conditions	Min	Typ	Max	Unit
Collector-base breakdown voltage	$V_{(BR)CBO}$	$I_C=100\mu\text{A}$, $I_E=0$	400			V
Collector-emitter breakdown voltage	$V_{(BR)CEO}^*$	$I_C=1\text{mA}$, $I_B=0$	400			V
Emitter-base breakdown voltage	$V_{(BR)EBO}$	$I_E=10\mu\text{A}$, $I_C=0$	6			V
Collector cut-off current	I_{CBO}	$V_{CB}=400\text{V}$, $I_E=0$			0.1	μA
Emitter cut-off current	I_{EBO}	$V_{EB}=4\text{V}$, $I_C=0$			0.1	μA
DC current gain	$h_{FE(1)}^*$	$V_{CE}=10\text{V}$, $I_C=1\text{mA}$	40			
	$h_{FE(2)}^*$	$V_{CE}=10\text{V}$, $I_C=10\text{mA}$	100		300	
	$h_{FE(3)}^*$	$V_{CE}=10\text{V}$, $I_C=50\text{mA}$	45			
	$h_{FE(4)}^*$	$V_{CE}=10\text{V}$, $I_C=100\text{mA}$	40			
Collector-emitter saturation voltage	$V_{CE(sat)1}^*$	$I_C=1\text{mA}$, $I_B=0.1\text{mA}$			0.4	V
	$V_{CE(sat)2}^*$	$I_C=10\text{mA}$, $I_B=1\text{mA}$			0.5	V
	$V_{CE(sat)3}^*$	$I_C=50\text{mA}$, $I_B=5\text{mA}$			0.75	V
Base-emitter saturation voltage	$V_{BE(sat)}^*$	$I_C=10\text{mA}$, $I_B=1\text{mA}$			0.75	V
Collector output capacitance	C_{ob}	$V_{CB}=20\text{V}$, $I_E=0$, $f=1\text{MHz}$			7	pF
Emitter input capacitance	C_{ib}	$V_{EB}=0.5\text{V}$, $I_C=0$, $f=1\text{MHz}$			130	pF

*Pulse test: pulse width $\leq 300\mu\text{s}$, duty cycle $\leq 2.0\%$.

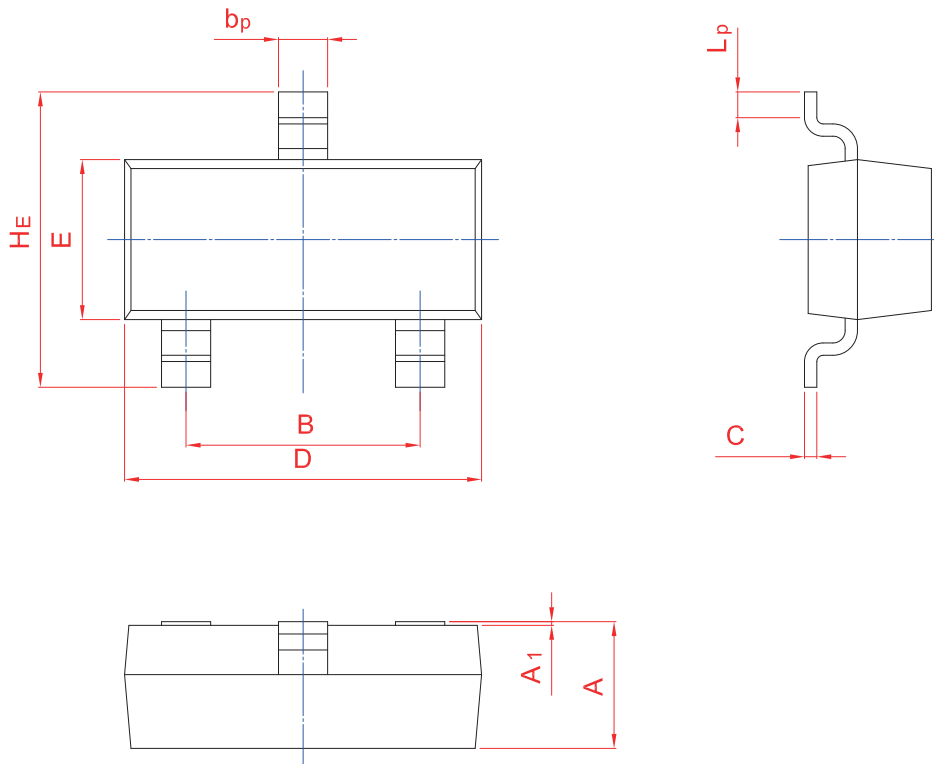
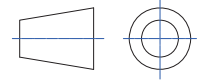
Typical Characteristics



PACKAGE OUTLINE

Plastic surface mounted package; 3 leads

SOT-23



UNIT	A	B	b _p	C	D	E	H _E	A ₁	L _p
mm	1.40	2.04	0.50	0.19	3.10	1.65	3.00	0.100	0.50
	0.95	1.78	0.35	0.08	2.70	1.20	2.20	0.013	0.20

单击下面可查看定价，库存，交付和生命周期等信息

[>>SHIKUES\(时科\)](#)